


Fremont Ross Basketball



2008-2009

2008-2009 Fremont Ross Little Giants

Varsity

#3	Darien Spann	W	5' 7"	137	11
#5	Terrance Hill	W	5' 9"	155	10
#15	Jordan Jones	Pt	5' 10"	165	12
#21	Shunnar Gamble	W/P	6' 3"	172	10
#23	Kenny Penn	Pt	5' 9"	137	11
#25	Marcus Dayringer	W	6'	150	11
#31	Jake Hiestand	Pt/W	5' 8"	140	10
#33	Allen Lewis	P	6' 3"	172	10
#35	Stephen Carnicom	W/P	6' 6"	175	12
#43	Marc Bolen	P	6' 1"	195	12
#45	Andrew House	P	6' 4"	205	12

Junior Varsity

#3	Jay Carnicom	Pt/W	6'	150	9
#5	Jake Hiestand	Pt/W	5' 8"	140	10
#11	Kyle Damman	Pt/W	6'	150	11
#15	Max Sanchez	W	5' 11"	180	11
#21	Skylar Reffner	W	6' 1"	155	9
#23	Tre Rollins	W	5' 10"	125	10
#31	Matt Price	Pt/W	6' 2"	165	11
#33	Josh Ballenger	P	5' 11"	175	11
#41	Allen Lewis	P	6' 3"	172	10
#45	Justin Howell	P	6' 1"	165	11
#51	Will Horne	P	6' 2"	155	11
#53	D.J. Evans	P	6' 3"	185	10

Varsity Coach: Mark Gedeon

Volunteer Varsity Assistant: Chuck Lindsey

Volunteer Varsity Assistant: Kevin Horn

Junior Varsity Coach: Juan Vela

Freshmen Coach: Phil Blasko

Eighth Grade Purple: Ryan Smith and Craig Bulger

Eighth Grade White: Kyle Hintze

Seventh Grade Purple: Roger Hafford

Seventh Grade White: Eric Wellman

Trainer: Joe "Doc" Hershey

Scorebook: Alex Gorobetz

Student Manager: Jasper Tegtmeyer

Student Trainers: Britian Wetzel, and Mariah Olvera

Statistician: Alexis Gedeon

Team Detail -- -- 22 Games Played

11 Games Won -- 11 Games Lost

	1st Q	2nd Q	3rd Q	4th Q	1st OT	2nd OT	3rd OT	Total	Team Reb	Dead Ball Reb
Us:	264	305	312	342	27	9	0	1259	0	79
Oppnt:	292	323	339	346	19	6	0	1325	0	70

Player	2 Pt Shots		3 Pt Shots		Total FG		Free Shots		Points
-Spann, Darien	21/56	38%	16/53	30%	37/109	34%	15/24	63%	105
-Hill, Terrance	1/4	25%	0/2	0%	1/6	17%	1/2	50%	3
1-Horne, Will	0/0	0%	0/0	0%	0/0	0%	0/0	0%	0
1-Howell, Justin	1/1	100%	0/0	0%	1/1	100%	2/2	100%	4
1-Ballenger, Josh	0/1	0%	0/0	0%	0/1	0%	0/0	0%	0
1-Price, Matt	2/5	40%	1/1	100%	3/6	50%	3/4	75%	10
5-Jones, Jordan	32/84	38%	18/44	41%	50/128	39%	36/53	68%	154
1-Gamble, Shunnar	51/93	55%	12/28	43%	63/121	52%	28/49	57%	166
3-Penn, Kenny	53/106	50%	20/61	33%	73/167	44%	96/108	89%	262
5-Dayringer, Marcus	9/18	50%	3/21	14%	12/39	31%	0/1	0%	27
1-Hiestand, Jake	3/9	33%	13/41	32%	16/50	32%	2/12	17%	47
3-Lewis, Allen	2/8	25%	0/0	0%	2/8	25%	1/4	25%	5
3-Reffner, Skylar	1/3	33%	0/2	0%	1/5	20%	2/5	40%	4
5-Carnicom, Stephen	79/140	56%	9/50	18%	88/190	46%	44/59	75%	229
1-Sanchez, Max	2/3	67%	0/1	0%	2/4	50%	0/0	0%	4
3-Bolen, Marc	10/23	43%	11/32	34%	21/55	38%	5/9	56%	58
5-House, Andrew	79/139	57%	0/0	0%	79/139	57%	23/36	64%	181
1-Carnicom, Jay	0/0	0%	0/0	0%	0/0	0%	0/0	0%	0
Team Totals	346/693	50%	103/336	31%	449/1029	44%	258/368	70%	1259
Opponents	424/848	50%	71/292	24%	495/1140	43%	264/421	63%	1325

Fremont Ross -- 2008-2009 Season
 Team Detail -- -- 22 Games Played
 11 Games Won -- 11 Games Lost

Player	Games	Time	Points Per			Rebounds				
			Shot	Game	Asst	Off	Def	Total	Pct	Avg
3-Spann, Darien	22	82.0	0.7890	4.8	13	9	18	27	5%	1.2
5-Hill, Terrance	6	8.0	0.3750	0.5	1	0	1	1	0%	0.2
11-Horne, Will	1	1.0	0.0000	0.0	0	0	0	0	0%	0.0
11-Howell, Justin	1	1.0	1.3330	4.0	0	0	1	1	0%	1.0
11-Ballenger, Josh	5	5.0	0.0000	0.0	1	0	0	0	0%	0.0
11-Price, Matt	5	6.0	1.0000	2.0	0	1	6	7	1%	1.4
15-Jones, Jordan	22	86.0	0.8510	7.0	95	18	36	54	10%	2.5
21-Gamble, Shunnar	20	77.0	0.9760	8.3	29	29	66	95	17%	4.8
23-Penn, Kenny	20	79.0	0.9530	13.1	50	14	37	51	9%	2.6
25-Dayringer, Marcus	20	50.0	0.6750	1.4	11	8	8	16	3%	0.8
31-Hiestand, Jake	22	82.0	0.7580	2.1	16	8	11	19	3%	0.9
33-Lewis, Allen	4	10.0	0.4170	1.3	2	5	4	9	2%	2.3
33-Reffner, Skylar	7	9.0	0.4000	0.6	0	1	2	3	1%	0.4
35-Carnicom, Stephen	22	85.0	0.9200	10.4	43	36	125	161	29%	7.3
41-Sanchez, Max	5	8.0	1.0000	0.8	2	0	3	3	1%	0.6
43-Bolen, Marc	21	72.0	0.9060	2.8	5	7	14	21	4%	1.0
45-House, Andrew	22	87.0	1.0340	8.2	9	28	61	89	16%	4.0
51-Carnicom, Jay	2	2.0	0.0000	0.0	0	0	0	0	0%	0.0
Team Totals	22	704.0	0.9010	57.2	277	164	393	557	100%	25.3
Opponents	22	704.0	0.8490	60.2	232	227	384	611	100%	27.8

Player	Blk	Chg	Turn	Foul	Perf	Post	Min	O.Reb	Def	
	Shot	Stls	Taken							Over
3-Spann, Darien	0	14	5	37	39	12	35	332	4	2
5-Hill, Terrance	0	2	0	4	2	-5	2	29	0	0
11-Horne, Will	0	0	0	0	0	0	0	1	0	0
11-Howell, Justin	0	0	0	0	0	4	0	4	0	0
11-Ballenger, Josh	0	0	1	0	0	2	0	10	0	0
11-Price, Matt	0	1	0	1	1	10	0	14	0	1
15-Jones, Jordan	0	19	5	93	65	93	59	536	10	4
21-Gamble, Shunnar	12	25	0	43	55	116	18	396	16	3
23-Penn, Kenny	3	29	0	83	39	128	26	530	10	6
25-Dayringer, Marcus	0	4	0	14	14	27	29	158	4	1
31-Hiestand, Jake	1	9	1	25	19	8	20	302	4	0
33-Lewis, Allen	1	1	0	1	4	4	0	27	3	0
33-Reffner, Skylar	0	1	0	2	1	-4	1	21	0	0
35-Carnicom, Stephen	50	11	0	75	62	221	46	557	38	2
41-Sanchez, Max	0	1	0	2	5	1	2	23	0	0
43-Bolen, Marc	0	2	8	14	16	23	5	216	2	2
45-House, Andrew	7	4	0	29	60	72	5	439	18	3
51-Carnicom, Jay	0	0	0	1	0	-1	0	5	0	0
Team Totals	74	123	20	424	382	711	248	3600	109	24
Opponents	46	183	21	325	396	686	176	3600	215	19

	1st Q	2nd Q	3rd Q	4th Q	1st OT	2nd OT	3rd OT	Total	Team Reb	Dead Ball Reb
Us:	208	216	219	255	0	0	0	898	0	0
Oppnt:	231	226	281	329	0	0	0	1067	0	0

Player	2 Pt Shots	3 Pt Shots	Total FG	Free Shots	Points
0-Kyle Damman	14/69 20%	0/2 0%	14/71 20%	8/14 57%	36
0-Price,Matt	31/64 48%	12/35 34%	43/99 43%	13/20 65%	111
0-Ballenger, Josh	20/51 39%	0/3 0%	20/54 37%	8/20 40%	48
0-Horne,Will	6/16 38%	0/0 0%	6/16 38%	7/10 70%	19
0-Howell, Justin	44/92 48%	5/8 63%	49/100 49%	17/25 68%	120
0-jay Carnicom	48/93 52%	8/18 44%	56/111 50%	25/32 78%	145
0-t. hill	14/39 36%	8/16 50%	22/55 40%	9/19 47%	61
0-max Sanchez	24/61 39%	5/14 36%	29/75 39%	16/21 76%	79
0-skyler reffner	48/100 48%	2/13 15%	50/113 44%	22/44 50%	124
0-allen lewis	31/58 53%	0/2 0%	31/60 52%	12/20 60%	74
0-d.j. evans	8/26 31%	0/1 0%	8/27 30%	3/9 33%	19
0-tre rollins	15/40 38%	8/25 32%	23/65 35%	6/14 43%	60
Team Totals	303/709 43%	48/137 35%	351/846 41%	146/248 59%	896

Player	Games	Time	Points Per		Rebounds					Avg
			Shot	Game	Asst	Off	Def	Total	Pct	
0-Kyle Damman	18	254.0	0.4240	2.0	28	3	13	16	5%	0.9
0-Price,Matt	15	251.0	0.9330	7.4	11	13	16	29	9%	1.9
0-Ballenger, Josh	15	207.0	0.6490	3.2	6	19	12	31	10%	2.1
0-Horne,Will	13	70.0	0.7310	1.5	0	4	3	7	2%	0.5
0-Howell, Justin	17	219.0	0.9600	7.1	2	12	17	29	9%	1.7
0-jay Carnicom	20	323.5	1.0140	7.3	35	13	20	33	10%	1.7
0-t. hill	9	66.0	0.8240	6.8	5	5	7	12	4%	1.3
0-max Sanchez	19	191.0	0.8230	4.2	9	5	11	16	5%	0.8
0-skyler reffner	19	301.0	0.7900	6.5	7	26	34	60	19%	3.2
0-allen lewis	14	199.0	0.9250	5.3	2	12	23	35	11%	2.5
0-d.j. evans	20	181.0	0.5280	1.0	3	18	26	44	14%	2.2
0-tre rollins	20	203.5	0.7590	3.0	11	4	6	10	3%	0.5
Team Totals	20	640.0	0.8190	44.9	119	134	188	322	100%	16.1

Player	Blk		Chg		Turn		Perf		User		User	
	Shot	Steals	Taken	Over	Fouls	Rat	1	2	3	4		
0-Kyle Damman	2	11	0	60	39	-168	0	0	0	0	0	
0-Price,Matt	4	9	0	27	28	26	0	0	0	0	0	
0-Ballenger, Josh	4	9	1	13	32	0	0	0	0	0	0	
0-Horne,Will	1	0	0	3	12	-10	0	0	0	0	0	
0-Howell, Justin	2	2	0	15	24	28	0	0	0	0	0	
0-jay Carnicom	0	15	0	77	34	10	0	0	0	0	0	
0-t. hill	0	9	0	14	10	-14	0	0	0	0	0	
0-max Sanchez	0	11	0	22	19	-12	0	0	0	0	0	
0-skyler reffner	3	20	0	20	26	80	0	0	0	0	0	
0-allen lewis	2	7	0	11	32	30	0	0	0	0	0	
0-d.j. evans	12	2	0	7	35	58	0	0	0	0	0	
0-tre rollins	0	5	0	14	25	-60	0	0	0	0	0	
Team Totals	30	100	1	283	316	-32	0	0	0	0	0	

Freshman Basketball Team 2009

Name	Points Scored	Free Throws Attempted	Free Throws Made	Games Played
Angel Levario	33	11	8	17
Malcom Leake	48	38	15	17
Jordon Garcia	115	47	31	18
Clay Barron	61	40	21	18
Bryce McConnell	44	35	14	18
Alan Becerra	30	10	4	15
Trent Stout	144	41	27	14
John Schwartz	27	12	4	18
Jarrett Koonce	111	43	31	16
Jason Lindsey	5	2	1	8
Diante Pettiford	42	21	10	13
Gerrell Flowers	8	2	1	10
Cameron Smith	77	20	12	13

Team Stats

8th grade Purple

Coach Smith and Coach Bulger

Record: 10-4

<u>Name</u>	<u>Total Points</u>	<u>Average</u>	<u>Ft</u>	<u>Ft %</u>	<u>Fouls</u>
Drew Starks	125	8.9	20/38	53	39
Spencer Conklin	91	6.5	18/28	64	49
Brandon Weiker	81	5.7	12/18	67	11
Dylan Starks	93	6.6	19/28	68	25
Dmitre Aaron	97	6.9	13/31	42	24
Calvin Miller	0	0	0/0	0	3
Oakley Contreras	23	1.6	1/11	1	18
De Churchya	8	0.6	0/1	0	7
Michael Hall	0	0	0/0	0	3
Mason Contreras	9	0.8	1/5	20	5
Jake Eishen	7	0.5	1/7	14	8

As a team from the foul line: $85/167 = 51\%$

Season average: 11.9 free throws per game

1st place: GLL league

2nd place: GLL tourney

8th grade white team

Coach Hintze

Name	#	Games Played	Quarters Played	Points	Pts./Game	Pts./quarter	Fouls
Alex Metcalf	1	10	38/40	53	5.3	1.39	19
Damius Peacock	2	11	36/44	65	5.91	1.81	14
Drake Brown	3	11	25/44	8	0.73	0.32	1
Blake Myers	4	11	26/44	2	0.18	0.08	4
Austin Schabel	14	10	18/40	4	0.4	0.22	2
Cedric Jones	15	11	38/44	28	2.55	0.74	13
Tyler Wolf	20	11	43/44	95	8.64	2.21	21
Matt Egbert	21	11	24/44	8	0.73	0.33	4
Shanquise Mills	23	9	32/36	97	10.78	3.03	21
DeAndre Gates	32	10	19/40	5	0.5	0.26	4
Kori Campbell	33	11	40/44	65	5.91	1.63	28
Derrick Noon	34	7	14/28	2	0.29	0.14	3

Record 7 wins 4 losses

Points Total 432

Points/Game 39

Points Allowed 428

Points Allowed/Game 39

Seventh Grade White

Coach Wellman	Number	Games Played	Games	PPG
Jabree Lather	15	11-Jan	11	6.6
Caleb Castilla	2	11	11	1.6
Alec Foos	33	10	11	0.5
Connor Aldrich	34	11	11	2.1
Jared Hutton	11	4	11	0.75
Jared Ballenger	43	10	11	10.9
Alec Musser	12	11	11	1
Jordan Messer	24	9	11	0.22
Jacob Earnhart	5	10	11	0.1
Dylan Jagodzinski	14	10	11	0.7
Drew Solander	45	10	11	4.2
James Bearden	23	10	11	1.1

Team	Record	FTM	FTA	Percent
	W=5 L=6	50	103	48.5

Seventh Grade Purple

Coach Hafford
Record: 4-8

Marc Bargerstock
Albert Bauman
Devin Benson
Jack Gedeon
Louis Guardiola
Collin Hoch
Cody Johnson
T.J. Laird
Cory Montgomery
Mike Muffler
Fabian Ramirez
Nathan Zucker

All-GBC

Player of the Year: Luke Kraus, Findlay

First Team

Anton Hutchins, Lima Sr.
Shawn Dyer, Marion
Joel Hunter, Napoleon
Stephen Carnicom, Fremont
Kiewann Collins, Sandusky

Second Team

Kevin Krucki, Findlay
Marvin Owens, Marion
Lee Hunter, Napoleon
Marlon Hutchins, Lima Sr.
Kenny Penn, Fremont

Honorable Mention

Findlay: Zach Bundy, Cole
Fremont Ross: Andrew House, Jordan Jones
Lima Sr.: Robert Thompson, Danyel Walton
Marion: Jake White, Cory White
Napoleon: Andrew Keller, Jordan Kruse
Sandusky: Cordney Strickland, Jarrod Williams

Coach of the Year: Jim Rucki, Findlay

All-District 6

First Team

Shawn Dyer, Marion
Darrin Harris, Mansfield Sr.
Jordan Mottayaw, Madison
Stephen Carnicom, Fremont
Aaron Davis, Madison
Kiewann Collins, Sandusky

Second Team

Jacob Owens, Mansfield Sr.
Grant Fairhurst, Ashland
Marvin Owens, Marion
Delvonta Cheathem, Madison
Kenny Penn, Fremont
Eric Dowiatt, Ashland

Honorable Mention

Jacob Burghard, Madison
Jalen Watts, Mansfield Sr.
Andrew House, Fremont
Cordney Strickland, Sandusky
Blake Delaney, Ashland

Player of the Year: Shawn Dyer, Marion

Coach of the Year: Doug Rickert, Madison

Final Standings

Varsity			Junior Varsity			Freshmen		
Team	GBC	Overall	Team	GBC	Overall	Team	GBC	Overall
Findlay	8-2	15-6	Lima Sr.	10-0	19-1	Sandusky	8-2	13-4
Lima Sr.	7-3	19-5	Findlay	7-3	15-4	Lima Sr.	7-3	14-5
Napoleon	7-3	16-7	Sandusky	6-4	13-7	Findlay	7-3	N.A.
Fremont	4-6	11-11	Fremont	3-7	7-13	Napoleon	6-4	10-7
Marion	3-7	7-14	Napoleon	3-7	9-11	Fremont	2-8	7-11
Sandusky	1-9	5-16	Marion	1-9	6-14	Marion	0-10	1-19

Non-League Records

Bowling Green	10-12
Toledo Waite	14-5, City League Regular Season Champs
Whitmer	5-16
Tiffin Columbian	15-8, NOL Co-Champs
Clay	5-16
Northview	7-15
Toledo Rogers	17-5
Willard	4-17
Toledo Start	14-7
Maumee	4-17
Mansfield Madison	20-2, OCC Champs

Sectional Championships: Mansfield Madison, Toledo Rogers, Lima Sr. Napoleon, and Tiffin

District Championships: Lima Sr.

Regional Championship:

Milestones - Individual

Points in a Career: Stephen Carnicom – 362 (57th Place)
(Since 1953) Jordan Jones – 268 (84th Place)
Kenny Penn – 262 (85th Place)
Andrew House – 261 (86th Place)

Most Points, Season: Kenny Penn – 265 (T-55th Place)
(Since 1953) Stephen Carnicom – 229 (T-73th Place)

Most Rebounds, Career: Stephen Carnicom – 264 (8th Place)
(Since 1990) Andrew House – 151 (30th Place)

Most Defensive Rebounds, Career: Stephen Carnicom – 247 (4th Place)

Most Defensive Rebounds, Season: Stephen Carnicom – 125 (5th Place)

Most Rebounds, Season: Stephen Carnicom – 161 (8th Place)
(Since 1990) Shunnar Gamble – 95 (T-38th Place)
Andrew House – 89 (45th Place)

Most Three Point Baskets Made, Season: Kenny Penn – 20 (T-26th Place)
(Since 1990)

Most Three Point Baskets Made, Career: Stephen Carnicom - 27 (T-20th)
(Since 1990) Jordan Jones – 23 (T-24th Place)

Most Assists, Season: Jordan Jones – 95 (7th Place)
(Since 1990)

Most Assists, Career: Jordan Jones – 215 (4th Place)
(Since 1990) Stephen Carnicom – 72 (28th Place)

Most Steals, Season: Kenny Penn – 29 (T-15th Place)
(Since 1990) Shunnar Gamble – 27 (T-25th Place)

Most Steals, Career: Jordan Jones – 45 (T-16th Place)
(Since 1990)

Most Blocks, Season: Stephen Carnicom – 50 (4th Place)
(Since 1990) Shunnar Gamble – 12 (T-20th Place)

Most Blocks, Career: Stephen Carnicom – 97 (4th Place)

Most Charges Taken, Season: Marc Bolen – 8 (T-5th Place)
(Since 1990) Darien Spann – 5 (T-14th Place)

Most Charges Taken, Career: Marc Bolen – 9 (T-9th Place)

Team Awards
Voted by the Players or Statistical Leaders

Most Valuable Players: Stephen Carnicom

Most Improved Player: Darien Spann

Best Defensive Player: Jordan Jones

Captain's: Marc Bolen, Stephen Carnicom, Andrew House, and Jordan Jones

Billy Stierwalt Award: Marc Bolen

Most Assists: Jordan Jones 95

Most Rebounds: Stephen Carnicom 161

Best Free Throw Percentage: Kenny Penn 89% (new school record)

AP Honors

All Northwest Ohio: Honorable Mention: Stephen Carnicom and Kenny Penn

Toledo Blade: Honorable Mention: None

Fostoria East-West All-Stars: Stephen Carnicom

Wendy's/WLEC SBC versus area Area All-Stars: Stephen Carnicom, Jordan Jones, Andrew House, and Coach Gedeon

Weight Room Strength Index Winners

Steven Carnicom, Jake Hiestand, Andrew House
Jordan Jones, Darien Spann

Overall Winner
Darien Spann

All-Opponents Team
Best players our players felt they played against

First Team

Luke Kraus, Findlay
Anton Hutchins, Lima Sr.
Jordan Mottayaw, Madison
Joel Hunter, Napoleon
Marvin Owens, Marion
Shawn Dyer, Marion

Second Team

Lee Hunter, Napoleon
Derek Kneeskern, Tiffin
Ethan Kagy, Tiffin
Andrew Barnum, Maumee
Damon Powell, Rogers
Ke-Sean Harris, Waite

Special Thanks to our T-Shirt Sponsors

Fremont Federal Credit Union
The 818 Club
Carbo Forge
Edward Jones – Mark Miesle
Motion Controls Robotics
Crown Battery
Papa Murphy's
Warner Mechanical Corporation
Mosser Construction, Inc.
Erie Shore Propane
Damschroder Construction, LLC
Fremont Floor Covering Outlet LTD.
Eva and Ray Dayringer
Lisa and Art Bucci
Jonathan F. Diller, M.D., Inc.
Ralph W. Peters, M.D.
WOODMOORE STABLES

GREATER BUCKEYE CONFERENCE

BOYS BASKETBALL STANDINGS

Final Standings		GBC	ALL	PTS	OPP		
Findlay	8-2	14-5	1081	922	19 games reported		
Lima Senior	7-3	16-4	1411	1113	20 games reported		
Napoleon	7-3	15-5	1086	967	20 games reported		
Fremont Ross	4-6	10-10	1074	1124	20 games reported		
Harding	3-7	7-13	1120	1283	20 games reported		
Sandusky	1-9	3-16	1087	1308	19 games reported		
Findlay			Napoleon			Fremont Ross	
Fostoria	54-46		Defiance		49-36	Toledo Clay	57-67
Bowling Green	60-46		Pemberville Eastwood		56-48	Toledo Walte	49-82
Toledo Scott	45-43		Fairview		62-60	Bowling Green	49-47
Toledo Rogers	75-53		Lima Senior		53-62	Lima Senior	50-71
Cleve. St. Ignatius	40-49		Holgate		42-35	Toledo Start	67-78
Harding	61-45		Sandusky		58-47	Toledo Whitmer	70-51
Defiance	42-43		Findlay		62-48	Harding	78-63
Napoleon	48-62		Fremont Ross		48-52	Napoleon	52-48
Lima Senior	52-57		Bryan		52-38	Sandusky	63-49
Toledo St. Francis	51-47		Archbold		53-51	Findlay	44-48
Fremont Ross	48-44		Harding		55-47	Maumee	61-55
Sandusky	71-44		Patrick Henry		57-42	Harding	52-54
Toledo Whitmer	69-51		Lima Senior		65-51	Willard	66-36
Harding	61-46		Wauseon		52-37	Toledo Rogers	39-65
Napoleon	59-33		Sandusky		58-57	Lima Senior	48-74
Lima Shawnee	50-59		Ottawa Glandorf		57-62	Sandusky	62-48
Lima Senior	57-52		Findlay		33-59	Napoleon	46-55
Sandusky	73-52		Fremont Ross		55-46	Sylvania Northview	71-68
Fremont Ross	65-50		Harding		77-43	Findlay	50-65
			Holland Springfield		42-46		
Harding			Sandusky			Lima Senior	
Kenton	59-84		Southview		50-99	Cellina	75-66
Bucyrus	53-56		Huron		95-58	Mansfield Senior	66-43
Olentangy Liberty	56-68		Mansfield Senior		45-61	Napoleon	62-53
Big Walnut	57-53		Vermillion		55-76	Columbus West	69-43
Fremont Ross	63-78		Elyria		62-61	Elida	74-58
Mount Vernon	44-55		Napoleon		47-58	Fremont Ross	71-50
Ridgedale	70-56		Fremont Ross		49-63	Wapakoneta	89-36
Findlay	45-61		Lorain Admiral King		62-63	Harding	74-40
Lima Bath	64-61		Lima Senior		68-85	Findlay	57-52
Lima Senior	40-74		Fostoria		66-72	Sandusky	85-68
Jonathan Alder	50-46		Findlay		44-71	Ottawa Glandorf	61-48
Napoleon	47-55		Norwalk		40-42	Napoleon	51-65
Tiffin Columbian	40-52		Napoleon		57-58	Lima Central Catholic	67-44
Fremont Ross	54-52		Port Clinton		65-85	Fremont Ross	74-48
Upper Sandusky	70-84		Fremont Ross		48-62	Grove City	61-79
Findlay	46-61		Harding		44-65	Harding	79-85
Lima Senior	85-79		Harding		87-70	Toledon Libbey	87-61
Sandusky	65-44		Findlay		52-73	Findlay	52-57
Sandusky	70-87		Lima Senior		61-86	Toledo Bowsher	71-56
Napoleon	43-77					Sandusky	86-61

6BC Regular Season Leaders

SCORING				FIELD GOAL SHOOTING				FREE THROW SHOOTING						
G	PTS	AVG		FGA	FGM	PCT		FTA	FTM	PCT		FGA	FGM	PCT
Kraus, Findlay	19	466	24.53	41	17	41.46%		80	68	85.00%		99	62	62.63%
A. Hutchins, Lima Senior	20	387	19.35	89	34	38.20%		164	127	77.44%		71	41	57.75%
Dyer, Harding	20	341	17.05	42	16	38.10%		34	26	76.47%		118	68	57.63%
J. Hunter, Napoleon	20	322	16.10	103	37	35.92%		37	28	75.68%		75	42	56.00%
Owens, Harding	20	283	14.15	63	22	34.92%		59	44	74.58%		297	159	53.54%
Penn, Fremont Ross	18	228	12.67	41	14	34.15%		96	71	73.96%		153	81	52.94%
Strickland, Sandusky	19	240	12.63	80	27	33.75%		125	92	73.60%		148	76	51.35%
S. Carnicom, Fremont Ross	20	225	11.25	81	27	33.33%		86	62	72.09%		184	93	50.54%
Collins, Sandusky	18	198	11.00	118	39	33.05%		53	38	71.70%		109	55	50.46%
Kruse, Napoleon	20	203	10.15	47	15	31.91%		100	88	88.00%		92	46	50.00%
												96	48	50.00%
3-POINT SHOOTING				FREE THROW SHOOTING				ASSISTS						
G	PTS	AVG		FGA	FGM	PCT		G	ASTS	AVG		G	ASTS	AVG
Jones, Fremont Ross	41	17	41.46%	18	61	115	176	9.78	Dyer, Harding	20	89	4.45		
J. Hunter, Napoleon	89	34	38.20%	20	36	114	150	7.50	Jones, Fremont Ross	20	88	4.40		
Ammons, Findlay	42	16	38.10%	20	64	80	144	7.20	Stovall, Sandusky	18	79	4.39		
Healey, Lima Senior	103	37	35.92%	19	22	102	124	6.53	L. Hunter, Napoleon	20	66	3.30		
Owens, Harding	63	22	34.92%	12	18	55	73	6.08	Krucki, Findlay	18	58	3.22		
J. Williams, Sandusky	41	14	34.15%	18	40	63	103	5.72	Thompson, Lima Senior	20	62	3.10		
Dyer, Harding	80	27	33.75%	20	32	78	110	5.50	Bundy, Findlay	19	52	2.74		
Strickland, Sandusky	81	27	33.33%	20	36	60	96	4.80	Penn, Fremont Ross	18	46	2.56		
Kraus, Findlay	118	39	33.05%	20	44	46	90	4.50	M. Hutchins, Lima Senior	20	46	2.30		
Spann, Fremont Ross	47	15	31.91%	18	26	55	81	4.50	S. Carnicom, Fremont Ross	20	42	2.10		
REBOUNDING				TOTAL				STEALS						
G	OR	DR	AVG	G	OR	DR	AVG	G	STLS	AVG		G	STLS	AVG
Collins, Sandusky	18	61	115	176	9.78									
S. Carnicom, Fremont Ross	20	36	114	150	7.50									
A. Hutchins, Lima Senior	20	64	80	144	7.20									
Kraus, Findlay	19	22	102	124	6.53									
Harvey, Sandusky	12	18	55	73	6.08									
Dyer, Harding	20	28	89	117	5.85									
M. Hutchins, Lima Senior	20	32	78	110	5.50									
Keller, Napoleon	20	36	60	96	4.80									
Perry, Lima Senior	20	44	46	90	4.50									
Gamble, Fremont Ross	18	26	55	81	4.50									
STEALS				TOTAL				STEALS						
G	OR	DR	AVG	G	OR	DR	AVG	G	STLS	AVG		G	STLS	AVG
L. Hunter, Napoleon	20	51	2.55											
Thompson, Lima Senior	20	49	2.45											
Walton, Lima Senior	17	39	2.29											
Kruse, Napoleon	20	43	2.15											
J. Hunter, Napoleon	20	42	2.10											
Dyer, Harding	20	40	2.00											
Kraus, Findlay	19	32	1.68											
A. Hutchins, Lima Senior	20	31	1.55											
Stovall, Sandusky	18	27	1.50											
Keller, napoleon	20	29	1.45											

#1 in 6BC

99.7%

Harding		G	FGA	FGM	PCT	TPA	TPM	PCT	FTA	FTM	PCT	PTS	AVG	OR	DR	TR	AVG	AST	AVG	STL	AVG	G	
Jake White	19	152	53	0.35	65	20	0.31	21	11	0.52	137	7.21	18	41	59	3.11	28	1.47	16	0.84	Jake White	19	
Cory White	20	143	45	0.31	83	22	0.27	11	6	0.55	118	5.90	16	27	43	2.15	8	0.40	16	0.80	Cory White	20	
Shawn Dyer	20	250	111	0.44	80	27	0.34	125	92	0.74	341	17.05	28	89	117	5.85	89	4.45	40	2.00	Shawn Dyer	20	
Marvin Owens	20	255	99	0.39	63	22	0.35	119	63	0.53	283	14.15	21	15	36	1.80	37	1.85	28	1.40	Marvin Owens	20	
Monte Mallory-Williams	17	9	2	0.22	0	0	#DIV/0!	9	1	0.11	5	0.28	12	13	25	1.47	0	0.00	5	0.29	Monte Mallory-Williams	17	
Keivus Prude	18	75	42	0.56	1	0	0.00	35	18	0.51	102	5.67	40	63	103	5.72	8	0.44	13	0.72	Keivus Prude	18	
Marc Yost	18	22	14	0.64	0	0	#DIV/0!	5	3	0.60	31	1.72	11	27	38	2.11	7	0.39	3	0.17	Marc Yost	18	
Shaquille Smith	20	98	36	0.37	10	3	0.30	37	17	0.46	92	4.60	25	23	48	2.40	5	0.25	6	0.30	Shaquille Smith	20	
Jaquez Myles	5	3	2	0.67	0	0	#DIV/0!	0	0	#DIV/0!	4	0.80	8	3	11	2.20	0	0.00	9	1.80	Jaquez Myles	5	
Brandon Riedinger	18	15	7	0.47	0	0	#DIV/0!	4	3	0.75	17	0.94	10	30	40	2.22	4	0.22	5	0.28	Brandon Riedinger	18	
Stevie Rogers	4	2	1	0.50	0	0	#DIV/0!	3	2	0.67	4	1.00	0	2	2	0.50	5	1.25	12	3.00	Stevie Rogers	4	
Dennis Butler	3	1	0	0.00	0	0	#DIV/0!	2	1	0.50	1	0.33	1	0	1	0.33	0	0.00	0	0.00	Dennis Butler	3	
Garrett Braddy	1	1	0	0.00	0	0	#DIV/0!	0	0	#DIV/0!	0	0.00	1	0	1	1.00	0	0.00	0	0.00	Garrett Braddy	1	
Rocky Bradford	1	0	0	#DIV/0!	0	0	#DIV/0!	2	2	1.00	2	2.00										1	
Harding Team totals	20	1026	412	0.40	302	94	0.31	373	219	0.59	1137	56.85	191	333	524	26.20	181	9.65	153	7.65		17	
Opponent	20	844	441	0.52	192	74	0.39	360	254	0.71	1210	60.50	152	348	500	25.00	186	9.30	134	6.70		17	
Lima Senior		G	FGA	FGM	PCT	TPA	TPM	PCT	FTA	FTM	PCT	PTS	AVG	OR	DR	TR	AVG	AST	AVG	STL	AVG	G	
Anton Hutchins	20	297	159	0.54	18	6	0.33	96	71	0.74	387	19.35	64	80	144	7.20	22	1.10	31	1.55	Anton Hutchins	20	
Adrian Nichols	16	44	20	0.45	9	3	0.33	12	6	0.50	51	3.19	11	18	29	1.81	6	0.38	15	0.94	Adrian Nichols	16	
Jermontae Healey	20	141	57	0.40	103	37	0.36	31	19	0.61	181	9.05	10	15	25	2.25	25	1.25	25	1.25	Jermontae Healey	20	
Robert Thompson	20	92	46	0.50	9	2	0.22	42	24	0.57	118	5.90	17	26	43	2.15	62	3.10	49	2.45	Robert Thompson	20	
Cortey Edwards	13	59	21	0.36	17	4	0.24	23	9	0.39	59	4.54	4	26	30	2.31	70	5.38	42	3.23	Cortey Edwards	13	
Danyel Walton	17	102	43	0.42	35	16	0.46	14	8	0.57	116	6.82	9	25	34	2.00	33	1.94	39	2.28	Danyel Walton	17	
Jarrrod Pughley	20	59	29	0.49	0	0	#DIV/0!	19	12	0.63	70	3.50	25	43	68	3.40	2	0.10	8	0.40	Jarrrod Pughley	20	
Marlon Hutchins	20	148	76	0.51	22	5	0.23	44	30	0.68	189	9.45	32	78	110	5.50	46	2.30	23	1.15	Marlon Hutchins	20	
Angelo Wiggins	16	48	18	0.38	0	0	#DIV/0!	22	12	0.55	48	3.00	20	29	49	3.06	2	0.13	8	0.50	Angelo Wiggins	16	
Tyronne Perry	20	99	62	0.63	0	0	#DIV/0!	34	24	0.71	141	7.05	44	46	90	4.50	4	0.20	7	0.35	Tyronne Perry	20	
Zach Rumbaugh	6	12	6	0.50	7	3	0.43	0	0	#DIV/0!	9	1.50	1	0	1	0.17	0	0.00	0	0.00	Zach Rumbaugh	6	
Dion Hurley	3	2	2	1.00	0	0	#DIV/0!	3	2	0.67	8	1.60	1	2	3	0.60	0	0.00	0	0.00	Dion Hurley	3	
DaShon Bates	5	2	2	1.00	0	0	#DIV/0!	3	2	0.67	8	1.60	1	2	3	0.60	0	0.00	0	0.00	DaShon Bates	5	
Jon Cousin	15	28	9	0.32	7	2	0.29	7	3	0.43	26	1.73	9	9	18	1.20	10	0.67	11	0.73	Jon Cousin	15	
Tyler White	3	1	0	0.00	1	0	0.00	0	0	#DIV/0!	0	0.00	0	0	1	0.33	0	0.00	0	0.00	Tyler White	3	
Desmond Harvey	1	0	0	#DIV/0!	0	0	#DIV/0!	2	2	1.00	2	2.00	0	0	0	0.00	0	0.00	0	0.00	Desmond Harvey	1	
Kendall Jackson	8	0	0	#DIV/0!	0	0	#DIV/0!	2	1	0.50	1	0.13	0	0	0	0.00	0	0.00	0	0.00	Kendall Jackson	8	
Lima Senior Team stats	20	1134	550	0.49	228	78	0.34	351	223	0.64	1410	70.50	248	387	645	32.25	282	14.10	259	12.95		19	
Opponent Team stats				#DIV/0!			#DIV/0!			#DIV/0!		0	#DIV/0!	0	0	#DIV/0!			#DIV/0!		#DIV/0!		19
Sandusky		G	FGA	FGM	PCT	TPA	TPM	PCT	FTA	FTM	PCT	PTS	AVG	OR	DR	TR	AVG	AST	AVG	STL	AVG	G	
Jaron Green	12	10	6	0.60	1	0	0.00	1	1	1.00	13	1.08	2	9	11	0.92	3	0.25	2	0.17	Jaron Green	12	
Isiah Johnson	8	62	17	0.27	14	3	0.21	14	8	0.57	45	5.63	4	13	17	2.13	24	3.00	12	1.50	Isiah Johnson	8	
Eric Jordan	5	10	7	0.70	0	0	#DIV/0!	2	1	0.50	15	3.00	6	14	20	4.00	4	0.80	4	0.80	Eric Jordan	5	
Dominique Stovall	18	105	49	0.47	19	4	0.21	19	13	0.68	115	6.39	14	13	27	1.50	79	4.39	27	1.50	Dominique Stovall	18	
Taj Dickerson	18	57	25	0.44	12	5	0.42	23	11	0.48	66	3.67	37	29	66	3.67	6	0.33	5	0.28	Taj Dickerson	18	
Klewann Collins	18	153	81	0.53	0	0	#DIV/0!	55	36	0.65	198	11.00	61	115	178	9.78	20	1.11	9	0.50	Klewann Collins	18	
Cordney Strickland	19	184	93	0.51	81	27	0.33	47	27	0.57	240	12.63	18	26	44	2.32	28	1.47	25	1.32	Cordney Strickland	19	
Jay Page	13	69	28	0.41	15	4	0.27	25	13	0.52	73	5.62	28	22	50	3.85	20	1.54	11	0.85	Jay Page	13	
Josh Harvey	12	48	24	0.50	0	0	#DIV/0!	13	9	0.69	57	4.75	18	55	73	6.08	13	1.08	12	1.00	Josh Harvey	12	
Jarrrod Williams	18	133	60	0.45	41	14	0.34	46	28	0.61	162	9.00	17	8	25	1.39	35	1.94	12	0.67	Jarrrod Williams	18	

Willie Irby	19	19	8	0.42	6	0	0.00	9	5	0.56	21	1.11	6	7	13	0.68	25	1.32	3	0.16	Willie Irby	19
Jordan Jones	17	15	5	0.33	0	0	#DIV/0!	0	0	#DIV/0!	10	0.59	11	10	21	1.24	2	0.12	2	0.12	Jordan Jones	17
Donald Williams	11	51	31	0.61	0	0	#DIV/0!	32	18	#DIV/0!	80	7.27	13	31	44	4.00	6	0.55	6	0.55	Donald Williams	11
Rayshawn Daniels	5	10	6	0.60	1	0	0.00	7	5	#DIV/0!	17	3.40	7	9	16	3.20	2	0.40	0	0.00	Rayshawn Daniels	5
Sandusky Teams stats	14	926	440	0.47	190	57	0.33	293	175	0.57	1112	79.43	242	361	603	32.80	267	19.07	130	0.30		15
Opponent Team stats				#DIV/0!			#DIV/0!			#DIV/0!	0	#DIV/0!			0	#DIV/0!		#DIV/0!		#DIV/0!		
Findlay	G	FGA	FGM	PCT	TPA	TPM	PCT	FTA	FTM	PCT	PTS	AVG	OR	DR	TR	AVG	AST	AVG	STL	AVG	G	
Kraus	19	314	150	0.48	118	39	0.33	184	127	0.77	466	24.53	22	102	124	6.63	39	2.05	32	1.68	Kraus	19
Bundy	19	80	39	0.49	26	8	0.31	34	26	0.76	112	5.89	17	40	57	3.00	52	2.74	17	0.89	Bundy	19
Crawford	18	4	2	0.50	1	1	1.00	3	1	0.33	6	0.33	1	4	5	0.28	4	0.22	1	0.06	Crawford	18
Paul	19	33	10	0.30	23	6	0.26	10	7	0.70	33	1.74	5	17	22	1.16	16	0.84	11	0.58	Paul	18
Lause	12	1	0	0.00	0	0	#DIV/0!	4	2	0.50	2	0.17	0	0	0	0.00	2	0.17	1	0.08	Lause	12
Richter	13	11	3	0.27	4	1	0.25	9	6	0.67	13	1.00	2	7	9	0.69	15	1.15	3	0.23	Richter	13
Kruecki	18	96	48	0.50	21	8	0.38	53	38	0.72	142	7.89	19	46	65	3.61	58	3.22	17	0.94	Kruecki	18
Harris	8	5	1	0.20	3	1	0.33	0	0	#DIV/0!	3	0.38	0	1	1	0.13	1	0.13	1	0.13	Harris	8
Strzempka	19	47	32	0.68	0	0	#DIV/0!	39	17	0.44	81	4.26	23	21	44	2.32	10	0.53	8	0.42	Strzempka	19
Elbin	8	1	1	1.00	1	1	1.00	8	6	0.75	9	1.13	1	1	2	0.25	0	0.00	1	0.13	Elbin	8
Ammons	19	107	45	0.42	42	16	0.38	25	20	0.80	126	6.63	21	31	52	2.74	14	0.74	7	0.37	Ammons	19
Cole	19	71	41	0.58	0	0	#DIV/0!	13	6	0.46	88	4.63	18	55	73	3.84	15	0.79	8	0.42	Cole	19
Gettys	2	2	1	0.50	0	0	#DIV/0!	0	0	#DIV/0!	2	1.00	0	0	0	0.00	0	0.00	0	0.00	Gettys	2
Findlay Team totals	19	772	373	0.48	239	81	0.34	362	256	0.71	1083	57.00	129	325	454	23.89	226	11.89	107	5.63		15
Opponent				#DIV/0!			#DIV/0!			#DIV/0!	0	#DIV/0!			0	#DIV/0!		#DIV/0!		#DIV/0!		15
Napoleon	G	FGA	FGM	PCT	TPA	TPM	PCT	FTA	FTM	PCT	PTS	AVG	OR	DR	TR	AVG	AST	AVG	STL	AVG	G	
Andrew Keller	20	91	41	0.45	34	12	0.35	37	28	0.76	122	6.10	36	60	96	4.80	24	1.20	29	1.45	Andrew Keller	20
Joel Hunter	20	251	113	0.45	89	34	0.38	86	62	0.72	322	16.10	23	41	64	3.20	27	1.35	42	2.10	Joel Hunter	20
Jordan Kruse	20	185	71	0.38	75	21	0.28	66	40	0.61	203	10.15	17	42	59	2.95	29	1.45	43	2.15	Jordan Kruse	20
Kyle Neirmann	20	150	58	0.39	61	10	0.16	34	23	0.68	149	7.45	22	40	62	3.10	15	0.75	22	1.10	Kyle Neirmann	20
Lee Hunter	20	120	46	0.38	31	5	0.16	80	68	0.85	165	8.25	17	32	49	2.45	66	3.30	51	2.55	Lee Hunter	20
Nick Rettig	20	52	22	0.42	0	0	#DIV/0!	33	18	0.55	62	3.10	18	22	40	2.00	3	0.15	8	0.40	Nick Rettig	20
Owen Brownson	10	5	4	0.80	0	0	#DIV/0!	1	0	0.00	8	0.80	2	7	9	0.90	0	0.00	1	0.10	Owen Brownson	10
Ross Evers	7	14	4	0.29	2	0	0.00	4	2	0.50	10	1.43	3	4	7	1.00	7	1.00	4	0.57	Ross Evers	7
Spencer Plassman	20	32	7	0.22	26	5	0.19	12	10	0.83	29	1.45	1	9	10	0.50	5	0.25	8	0.40	Spencer Plassman	20
Thomas Conry	17	11	6	0.55	0	0	#DIV/0!	4	4	1.00	16	0.94	8	17	25	1.47	2	0.12	1	0.06	Thomas Conry	17
Ben Scofield	2	1	0	0.00	0	0	#DIV/0!	0	0	#DIV/0!	0	0.00	0	2	2	1.00	0	0.00	0	0.00	Ben Scofield	2
Brad Weddelman	4	0	0	0.00	0	0	#DIV/0!	0	0	#DIV/0!	0	0.00	0	0	0	0.00	0	0.00	0	0.00	Brad Weddelman	2
Napoleon Team totals	20	912	372	0.41	318	87	0.27	357	255	0.71	1086	54.30	147	276	423	21.15	178	8.90	209	10.45		13
Opponent				#DIV/0!			#DIV/0!			#DIV/0!	0	#DIV/0!			0	#DIV/0!		#DIV/0!		#DIV/0!		13
FremontRoss	G	FGA	FGM	PCT	TPA	TPM	PCT	FTA	FTM	PCT	PTS	AVG	OR	DR	TR	AVG	AST	AVG	STL	AVG	G	
Darien Spann	20	98	34	0.35	47	15	0.32	23	15	0.65	98	4.90	8	18	26	1.30	12	0.60	14	0.70	Darien Spann	20
Terrance Hill	6	6	1	0.17	2	0	0.00	2	1	0.50	3	0.50	0	1	1	0.17	1	0.17	2	0.33	Terrance Hill	6
Will Horne	1	0	0	#DIV/0!	0	0	#DIV/0!	0	0	#DIV/0!	0	0.00	0	0	0	0.00	0	0.00	0	0.00	Will Horne	1
Justin Howell	1	1	1	1.00	0	0	#DIV/0!	2	2	1.00	4	4.00	0	1	1	1.00	0	0.00	0	0.00	Justin Howell	1
Josh Ballenger	4	1	0	0.00	0	0	#DIV/0!	0	0	#DIV/0!	0	0.00	0	0	0	0.00	0	0.00	0	0.00	Josh Ballenger	4
Jordan Jones	20	113	43	0.38	41	17	0.41	44	30	0.68	133	6.65	14	33	47	2.35	88	4.40	18	0.90	Jordan Jones	20
Shunmar Gamble	18	109	55	0.50	25	10	0.40	44	25	0.57	145	8.06	26	55	81	4.50	26	1.44	23	1.28	Shunmar Gamble	18
Kenny Penn	18	144	62	0.43	52	16	0.31	100	88	0.88	228	12.67	14	35	49	2.72	46	2.56	25	1.39	Kenny Penn	18
Marcus Dayringer	18	36	12	0.33	20	3	0.15	0	0	#DIV/0!	27	1.50	7	6	13	0.72	10	0.56	3	0.17	Marcus Dayringer	18

Jake Hiestand	20	44	15	0.34	35	12	0.34	12	2	0.17	44	2.20	7	10	17	0.85	16	0.80	9	0.45	Jake Hiestand	20
Allen Lewis	2	5	1	0.20	0	0	#DIV/0!	4	1	0.25	3	1.50	3	2	5	2.50	2	1.00	1	0.50	Allen Lewis	2
Stephen Carnicom	20	181	86	0.48	45	9	0.20	59	44	0.75	225	11.25	36	114	150	7.50	42	2.10	11	0.55	Stephen Carnicom	20
Max Sanchez	4	4	2	0.50	1	0	0.00	0	0	#DIV/0!	4	1.00	0	3	3	0.75	2	0.50	0	0.00	Max Sanchez	4
Marc Bolen	19	47	20	0.43	27	11	0.41	9	5	0.56	56	2.95	5	13	18	0.95	4	0.21	2	0.11	Marc Bolen	19
Andrew House	20	118	68	0.58	0	0	#DIV/0!	33	23	0.70	159	7.95	23	52	75	3.75	7	0.35	4	0.20	Andrew House	20
Jay Carnicom	2	0	0	#DIV/0!	0	0	#DIV/0!	0	0	#DIV/0!	0	0.00	0	0	0	0.00	0	0.00	0	0.00	Jay Carnicom	2
Skylar Raffner	5	3	1	0.33	1	0	0.00	2	1	0.50	3	0.60	1	2	0	0.00	0	0.00	0	0.00	Skylar Raffner	5
Price, Matt	4	4	2	0.50	0	0	#DIV/0!	4	3	0.75	7	1.75	0	5	0	0.00	0	0.00	0	0.00	Price, Matt	4
Fremont Team totals	20	914	403	0.44	296	93	0.31	338	240	0.71	1139	56.95	144	350	494	24.70	256	12.80	112	5.60		17
Opponents	18	915	399	0.44	244	59	0.24	317	197	0.62	1054	58.56	177	294	471	26.17	185	10.28	154	8.56		17

AP All-District Selections

NW Ohio Boys Selections

Division I

First Team

Tim Hausfeld, Sylvania Southview, 5-8, sr., 20.5 ppg; Darius Glover, Toledo Waite, 6-3, sr., 18.1; Michael Taylor, Toledo St. John's, 6-2, sr., 15.6; Luke Kraus, Findlay, 6-1, sr., 24.5; Anton Hutchins, Lima Senior, 6-4, jr., 19.6.

Second Team

Charlie Hughes, Perrysburg, 6-4, jr., 19.3; Anthony Henderson, Toledo Start, 6-1, jr., 22.4; Darrin Harris, Mansfield Senior, 6-2, jr., 16.6; Jordan Mottayaw, Mansfield Madison, 6-2, sr., 11.2; David Hieber, Perrysburg, 6-7, sr., 17.3; Shawn Dyer, Marion Harding, 6-foot, jr., 17.5

Third Team

Drew Kuns, Oregon, 6-3, sr., 17.5; Vernon Freeman, Toledo Scott, 6-2, sr., 20.1; Devin Russell, Toledo Start, 6-9, sr., 16.5; Dalante Heard, Toledo Rogers, 6-8, sr., 12.8; Aaron Davis, Mansfield, Senior, 6-0, sr., 12.1.

CO-PLAYERS OF YEAR — Luke Kraus, Findlay; Tim Hausfeld, Sylvania Northview.

CO-COACHES OF YEAR — Marc Jump, Sylvania Southview; Doug Rickert, Mansfield Madison.

Honorable Mention

Ke-Sean Harris, Toledo Waite; Tim Simmons, Tim Kynard, Jay Springs, Toledo St. John's; Ken Hayes, Toledo Whitmer; Storm Stanley, Toledo St. Francis; Chester McFadden, Tyler Liber, Springfield; Chauncey Orr, Patrick Graham, Bowling Green; Aaron Davis, Delvonta Cheatham, Mansfield Madison; Cordney Strickland, Kiewann Collins, Sandusky; Stephen Carnicom, Fremont Ross; Kevin Krucki, Zach Bundy, Findlay; Cam Walton, Anthony Wayne; Robert Davis, Toledo Bowsheer; Tripper Northrup, Sylvania Northview; Damon Powell, Traymone Camak, Toledo Rogers; Shaun Joplin, Sylvania Southview; Antonio Allen, Toledo Waite; Grant Fairhurst, Eric Dowiat, Ashland; Jacob Owens, Jalen Watts, Mansfield Senior; Kenny Penn, Fremont Ross; Marvin Owens, Marion Harding.

Division II

First Team

Shon Alexander, Sandusky Perkins, 6-1, sr., 22.7 ppg; Garrick Sherman, Kenton, 6-10, sr., 23.4; Alex Palk, Upper Sandusky, 6-3, sr., 32.6; Bruce Huntley, Toledo Central Catholic, 6-2, sr., 15.0; Courtney Avery, Lexington, 5-11, jr., 18.9.

Second Team

Bo Mathias, Elida, 6-foot, sr., 15.6; Micah Hyde, Fostoria, 6-1, sr., 20.8; Alex Keel, Defiance, 6-6, sr., 16.5; Joel Hunter, Napoleon, 5-8, sr., 15.3; Derek Gagle, Celina, 6-2, sr., 16.6; Clay Rolf, Eastwood, 6-6, jr., 15.3.

Third Team

Alex Gillett, Clyde, 6-2, sr., 16.9; Cody Smith, Lima Shawnee, 5-11, jr., 16.4; Garrick Warthem, Lima Shawnee, 5-9, sr., 18.8; Derek Kneesern, Tiffin Columbian, 6-3, jr., 19.3; Tommy Kralovic, Rossford, 5-10, sr., 19.2; Maurice Taylor, Toledo Libbey, 6-5, soph., 15.7.

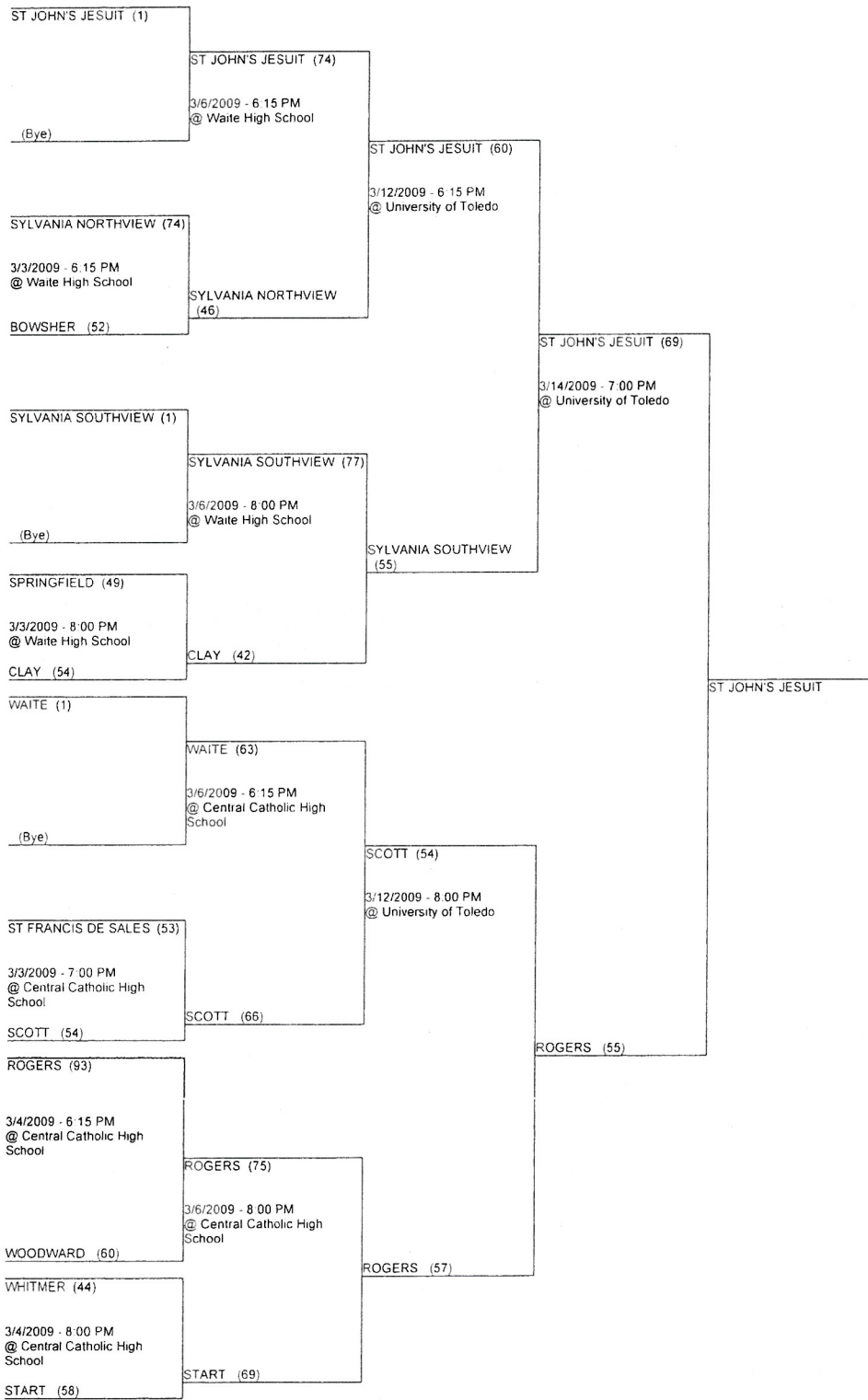
CO-PLAYER OF YEAR — Garrick Sherman, Kenton; Alex Palk, Upper Sandusky.

CO-COACHES OF YEAR — Tim Badenhop, Napoleon; Todd Henline, Eastwood.

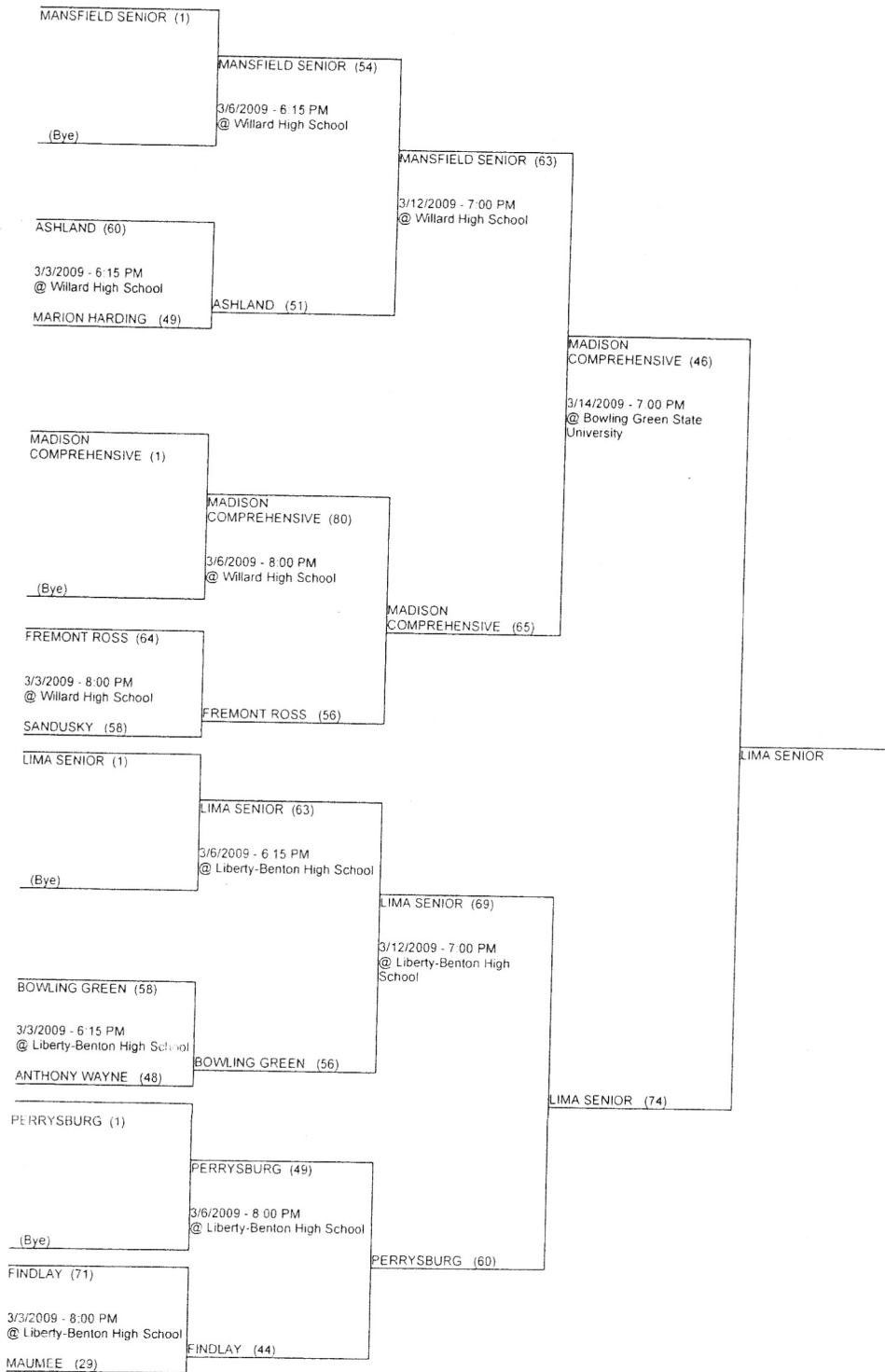
Honorable Mention

Justen Little, Galion; Matt Rolston, Josh Ingle, Shelby; Heath Freeman, Clear Fork; Zach Leahy, Rossford; Jason Faykosh, Eastwood; Jake Green, Celina; Austen Alabata, Matt Jones, Bryan; Tyler Hinkle, Josh Dominique, Wauseon; Jacob Bagley, Van Wert; Cody Ruhlman, Curt Watson, Bellevue; Kyle Lodermeier, Norwalk; Jevon Cheney, Upper Sandusky; Aaron Burrow, Fostoria; Lee Hunter, Napoleon; Dre White, Lima Bath; Cole Williams, Tiffin Columbian; Adam Cok, Justin Lake, Willard; Jason Guth, Lexington; Jordyn Hatcher, Galion.

**Toledo District
Boys Basketball Division I Sectional Tournament**



Bowling Green District Boys Basketball Division I District Tournament





Back to Basketball Home

10th 2009 Boys Basketball Final Polls

as ranked by the Associated Press

Division I		
Ranking	School	Tournament Result
1	Columbus Northland	Columbus 3 District Champions vs. Grove City in regional semifinal
2	Cincinnati Princeton	Dayton 2 District Champions vs. Cincinnati Aiken in regional semifinal
3	Middletown	Lost district semifinal to Cincinnati St. Xavier 68-59
4	Canton Timken	Lost district final to North Canton Hoover 61-60
5	Cincinnati Archbishop Moeller	Lost district final to Cincinnati Aiken 63-59
6	Dublin Scioto	Columbus 2 District Champions vs. Cincinnati St. Xavier in regional semifinal
7	Barberton	Copley District Champions vs. North Canton Hoover in regional semifinal
8	Warren G. Harding	Warrensville Heights District Champions vs. Lakewood St. Edward in regional semifinal
9	Cleveland Glenville	Lost sectional opener to Painesville Riverside 56-55
10	Lorain Admiral King	Lost sectional final to Olmsted Falls 80-77

Division II		
Ranking	School	Tournament Result
1	St. Paris Graham	Dayton 1 District Champions vs. Columbus Bishop Watterson in regional semifinal
2	Circleville Logan Elm	Athens 2 District Champions vs. Chillicothe in regional semifinal
3	Akron St. Vincent-St. Mary	Canton District Champions vs. Streetsboro in regional semifinal
4	Wilmington	Dayton 3 District Champions vs. #10 Dayton Thurgood Marshall in regional semifinal
5	Cincinnati Indian Hill	Lost district final to #1 St. Paris Graham 50-46
6	Dover	Lost district final to Carrollton 62-51
7	Cleveland Benedictine	Lost district final to Akron East 58-54
8	Columbus St. Francis DeSales	Columbus 2 District Champions vs. Elida in regional semifinal
9	St. Bernard Roger, Bacon	Lost district final to #10 Dayton Thurgood Marshall 67-59
10	Dayton Thurgood Marshall	Dayton 2 District Champions vs. #4 Wilmington in regional semifinal

Division III		
Ranking	School	Tournament Result
1	Smithville	Wooster District Champions vs. Campbell Memorial in regional semifinal
2	Findlay Liberty-Benton	Lost district semifinal to Coldwater 44-43
3	Casstown Miami East	Dayton 3 District Champions vs. #4 Anna in regional semifinal
4	Anna	Dayton 2 District Champions vs. #3 Casstown Miami East in regional semifinal
5	Ottawa-Glandorf	Lost district final to Coldwater 58-54
6	Kirtland	Lost sectional final to Gales Mills Gilmour Academy 51-42
7	St. Henry	Lost sectional final to Spencerville 42-39
8	Piketon	Athens 1 District Champions vs. Seaman North Adams in regional semifinal
9	Cleveland Central Catholic	Kirtland District Champions vs. Leavittsburg LaBrea in regional semifinal
10	Cuyahoga Valley Christian Academy	Elyria District Champions vs. Defiance Tinora in regional semifinal

Division IV		
Ranking	School	Tournament Result
1	New Knoxville	Lost district final to Ada 52-45
2	Berlin Hiland	Byesville District Champions Lost regional semifinal to #3 Cleveland Hts. Lutheran East 76-68
3	Cleveland Heights Lutheran East	Strongsville District Champions vs. Youngstown Christian in regional final
4	Oak Hill	Athens 1 District Champions vs. #9 Newark Catholic in regional final
5	South Charleston Southeastern	Lost district final to Fort Lorame 56-49
6	Bedford St. Peter Chanel	Lost district final to #3 Cleveland Heights Lutheran East 76-64
7	Plymouth	Willard District Champions Lost regional semifinal to Kalida 64-46
8	Cincinnati Seven Hills	Lost district semifinal to Cincinnati Seven Hills 39-38
9	Dayton Jefferson Township	Lost district final to Lockland 63-61
9	Newark Catholic	Columbus 1 District Champions vs. #4 Oak Hill in regional final