


Fremont Ross



Sectional Champions 1998-99

1998-1999 Fremont Ross Basketball

Varsity

4	Kelly Lytle	G	5' 10"	145	So.
10	Robb Ritzman	G	5' 11"	150	Sr.
12	Joell Heidelberg	G	5' 11"	155	Sr.
14	Andrew Diller	G	5' 11"	165	Sr.
22	Juan Vela	G/F	5' 11"	180	Jr.
30	Steve Dagg	F	6' 4"	160	Jr.
32	Reggie Jones	F	6' 4"	180	Jr.
34	Greg Garcia	F/C	6' 4"	195	Jr.
42	Tyson Liggins	F/C	6' 2"	210	Sr.
44	Bryan Root	F/C	6' 3"	180	So.

Junior Varsity

4	Kelly Lytle	G	5' 10"	145	So.
10	Mike Price	G	5' 11"	145	Fr.
12	Kyle Myers	G	5' 9'	130	So.
14	Jeremy Scott	G	5' 7"	135	So.
20	Doug Garvey	G	5' 10"	150	Jr.
22	Mike Ziemke	G/F	5' 11"	150	So.
24	T. J. Hammer	G	6' 1"	150	So.
32	Jeremy Jones	F	6'	175	So.
40	Alfonzo Vann	F	6' 1"	180	So.
42	Chris Tullis	F	6' 1"	165	So.
44	Greg Burroughs	C	6' 4"	185	Jr.
50	Kevin Byers	C	6' 4"	180	Jr.
52	Chris Beard	F/C	6' 3"	195	So.

Head Coach: Mark Gedeon

Assistant Coaches: Chuck Lindsey and Brent Swartzmiller

Junior Varsity Coach: Scott McVeigh

Video: Sara Theissen

Scorebook: Alex Gorobetz

Trainer: Joe Hershey

Academic Advisor: Bill Schell

Manager: Brad Hershey

Team Records Set

Most Varsity Wins in a Season: 18
Most Varsity Wins in a Regular Season: 16
Most Varsity Wins in the Great Lakes League or any other League: 10
Highest Team Scoring Average: 71.7
Highest Team Shooting Percentage From the Field: 50.4%
Most Assists per Game: 16.9
First Time Ranked in the *Toledo Blade* Poll: Finished Fourth
Most 3 Point Baskets Made in a Game: 10 (ties record - accomplished twice)
Most Wins in Consecutive Seasons: 32
Most Wins in Three Consecutive Seasons: 46
Three Consecutive Winning Seasons: (ties record)
Most Junior Varsity Wins in a Season: 17
Junior Varsity GLL Champions: Also in 1994-95 and 1996-97
Most Combined Junior Varsity and Varsity Wins in a Season: 35

Individual Records

Most Assists in a Game: 15 Robb Ritzman (@ Bedford)
Most Assists in a Season: 152 Robb Ritzman (121 Sam Root in 1996-7)
Most Assists in a Career: 260 Robb Ritzman (242 Sam Root in 1994-7)
Most Steals in a Career: 116 Joell Heidelberg (95 Sam Root in 1994-7)
Most Blocks in a Career: 111 Reggie Jones (Chris Wolfe in 1988-91)
Most Made Point Goals in a Game: 7 Juan Vela (ties Brad Hammer '87)

Milestones

Joell Heidelberg finishes as the third all-time leading scorer with 850 points, trails Greg Bender and Charles Woodson.

Joell Heidelberg finishes as the third all-time leading assist man with 161 assists.

Reggie Jones is currently the fifth all-time leading scorer with 753 points.

Juan Vela is currently the nineteenth all-time leading scorer with 487 points.

Final GLL Standings

Varsity			Junior Varsity		
Team	GLL	Overall	Team	GLL	Overall
Sandusky	11-1	17-4	Fremont	10-2	17-3
Fremont	10-2	18-5	Findlay	10-2	15-5
Whitmer	8-4	15-8	Clay	7-5	12-8
Findlay	6-6	10-11	Sandusky	7-5	11-9
Clay	4-8	11-11	Whitmer	4-8	8-12
Bedford	3-9	7-14	Bedford	2-10	4-15
Fostoria	0-12	5-16	Fostoria	1-11	7-13

Non-League Opponents

Bowling Green	14-8	Madison	10-11
Waite	5-15	St. John's	19-3 (Sectional Champs)
Bowsher	5-15	Rogers	7-13
Tiffin	7-14	Port Clinton	3-18
Mansfield Sr.	22-3 (Sectional, District, and Regional Champions)		

All Great Lakes League

First Team

Ben Tobias, Clay
Reggie Jones, Fremont
 El Da'Sheon Nix, Sandusky
 Mike Krudziel, Whitmer
 Doug Barnes, Findlay

Second Team

Brock Alexander, Sandusky
 Ben Roethlisberger, Findlay
Joell Heidelberg, Fremont
 B.J. Barre, Whitmer
Juan Vela, Fremont

Player of the Year: Jahn Farris, Sandusky

Coach of the Year: Ed Kurt, Sandusky

Honorable Mention:

Tyson Liggins, Robb Ritzman, Fremont
 Joe Romano, Derrick Besgrove, Clay
 Greg Fleming, Max Mendoza, Fostoria
 Jason Wenner, Mike Iriti, Findlay
 Cedric Jaynes, Jason Wagner, Whitmer
 Tony Peake, Bedford
 Brooks Hampton, Chad Cotton, Sandusky

District 6 Team

First Team

Marquis Skyes, Mansfield Sr.
Jahn Farris, Sandusky
Reggie Jones, Fremont
Jason Hess, Ashland
Joell Heidelberg, Fremont

Second Team

El Da'Sheon Nix, Sandusky
Tim Mergel, Madison
Craig Hill, Tiffin
Matthew Hess, Ashland
Juan Vela, Fremont
Ali Thompson, Mansfield

Player of the Year: Marquis Skyes, Mansfield

Coaches of the Year: Gregg Collins, Mansfield; Chris Stokes, Ashland

Honorable Mention:

Robb Ritzman, Fremont

Brock Alexander, Brooks Hampton, Sandusky

Josh Kentosh, Madison

Beau Carmon, Tiffin

Rod Burtin, Deshawn Hillard, Mansfield Sr.

All-Opponents Team

First Team

Marquis Skyes, Mansfield
Justin Chapman, Rogers
Keith Triplett, Bowsher
Ryan Carder, St. John's
Kelly Hunt, Central Catholic

Second Team

Andre Horton, Lima Sr.
Ben Tobias, Clay
Jahn Farris, Sandusky
Matt Taylor, Bowling Green
Adam Galat, St. John's
Cedric Jaynes, Whitmer

AP Awards For Fremont

All-Northwest Ohio

Reggie Jones, Second Team

Joell Heidelberg, Honorable Mention

Juan Vela, Honorable Mention

Robb Ritzman, Honorable Mention

Toledo Blade

Reggie Jones, Honorable Mention

News Messenger Athlete of the Week

Reggie Jones, January 26

Channel 11 Player of the Week

Joell Heidelberg, December 4

1998-99 Season Summary

<u>Opponent</u>	<u>Score</u>	<u>Leading Scorer</u>	<u>Leading Rebounder</u>	<u>Leading Assists</u>
Bowling Green	69-58	Heidelberg 20	Liggins 9	Ritzman 11
at Waite	77-57	Heidelberg 23	Liggins, Root 5	Ritzman 4
Findlay	60-52	Man, Vela 14	Jones 11	Ritzman 5
at Clay	61-54	Jones 20	Liggins 6	Ritzman 8
at Whitmer	70-77	Jones 24	Jones 9	Ritzman 4
Fostoria	77-38	Jones 14	Jones 8	Heidelberg 6
Bowsher	88-50	Dagg 20	Liggins 6	Ritzman 8
Tiffin	75-54	Vela 21	Vela, Jones 7	Ritzman 5
at Findlay	64-43	Jones 25	Jones 10	Ritzman 6
Bedford	76-55	Vela 24	Ritz, Heid, Diller, Dagg, Ligs 4	Ritzman 9
Clay	80-50	Jones 29	Liggins 8	Ritzman 6
Whitmer	69-59	Vela 24	Jones 9	Heidelberg 4
at Sandusky	69-80	Jones 25	Jones 9	Ritz, Heidelberg 4
at Fostoria	72-59	Jones 26	Jones 15	Ritzman 10
at St. John's	65-80	Jones 18	Jones 8	Ritzman 5
at Madison	67-61	Jones 19	Jones 9	Ritzman 8
at Rogers	63-78	Ritzman 17	Jones 12	Liggins 6
at Bedford	69-58	Jones 19	Jones 14	Ritzman 15
Port Clinton	93-50	Dagg 17	Dagg 6	Ritzman 11
Sandusky	88-63	Heidelberg 27	Liggins 8	Ritzman 7
Tiffin - Sect. Semi	67-43	Dagg, Jones 12	Heidelberg 6	Ritzman 7
Sandusky - Sect. Final	63-50	Jones 22	Jones 13	Ritzman 9
Mansfield Sr. - Dist Semi	77-81 OT	Ritzman 25	Liggins, Jones 8	Ritzman 4

Individual Season Leaders

Highest 2 point Field Goal Percentage (minimum 40 shots): Reggie Jones 67.9%
 Highest 3 point Field Goal Percentage (minimum 20 shots): Juan Vela 40.6%
 Highest overall Field Goal Percentage (minimum 50 shots): Reggie Jones 62.1%
 Highest Free Throw Percentage (minimum 15 shots): Kelly Lytle: 81.3%
 Highest Scoring Average: Reggie Jones 16.4 points per game
 Most Offensive Rebounds: Reggie Jones 47
 Most Defensive Rebounds: Reggie Jones 129
 Highest Rebounding Average: Reggie Jones 7.7 rebounds per game
 Most Personal Fouls: Robb Ritzman 63
 Most Blocked Shots: Reggie Jones 49
 Most Assists: Robb Ritzman 152 (School Record)
 Most Steals: Joell Heidelberg 38
 Most Charges Taken: Tyson Liggins and Andrew Diller 2
 Most Post Feeds: Robb Ritzman 112
 Most Minutes Played: Reggie Jones 524
 Most Minutes Averaged Per Game: Joell Heidelberg 23.0
 Most Offensive Rebound Points: Reggie Jones 43

Fremont Ross Varsity
SEASON TOTALS -- 23 GAMES
18 GAMES WON -- 5 GAMES LOST

	1st Q	2nd Q	3rd Q	4th Q	1st OT	2nd OT	3rd OT	TOTAL	TEAM REBOUNDS	DEAD BALL REBOUNDS
US:	425	381	415	420	7	0	0	1648	0	0
OPPNT:	293	313	327	406	11	0	0	1350	0	0

PLAYER	GAMES PLAYED	PLAY TIME	2 PT SHOTS		3 PT SHOTS		TOTAL FG		FREE THROWS		POINTS		FOULS
				%		%		%		%	TOT	AVG	
4 Kelly Lytle	16	31	5/17	29%	1/2	50%	6/19	32%	13/16	81%	26	1.6	17
10 Robb Ritzman	23	85	25/55	45%	25/70	36%	50/125	40%	31/48	65%	156	6.8	63
12 Joell Heidelberg	22	85	77/147	52%	29/73	40%	106/220	48%	41/89	46%	282	12.8	49
14 Andrew Diller	23	87	22/50	44%	2/10	20%	24/60	40%	6/9	67%	56	2.4	22
20 Doug Garvey	4	4	1/2	50%	0/2	0%	1/4	25%	3/4	75%	5	1.3	0
22 Juan Vela	23	89	51/89	57%	43/106	41%	94/195	48%	28/43	65%	259	11.3	35
30 Steve Dagg	22	83	73/119	61%	5/26	19%	78/145	54%	13/22	59%	174	7.9	35
32 Reggie Jones	23	86	144/212	68%	10/36	28%	154/248	62%	59/91	65%	377	16.4	60
34 Greg Garcia	15	41	11/35	31%	3/13	23%	14/48	29%	4/6	67%	35	2.3	26
40 Alfonzo Vann	9	9	3/6	50%	0/0	0%	3/6	50%	2/2	100%	8	0.9	10
42 Tyson Liggins	23	90	58/105	55%	0/0	0%	58/105	55%	34/59	58%	150	6.5	34
44 Bryan Root	23	75	46/82	56%	0/0	0%	46/82	56%	7/19	37%	99	4.3	30
52 Chris Beard	9	10	6/11	55%	0/0	0%	6/11	55%	5/7	71%	17	1.9	5
24 T. J. Hammer	6	6	1/3	33%	0/1	0%	1/4	25%	2/5	40%	4	0.7	1
Kevin Byers	1	1	0/0	0%	0/0	0%	0/0	0%	0/0	0%	0	0.0	0
TOTALS	23		523/933	56%	118/339	35%	641/1272	50%	248/420	59%	1648	71.7	387
OPPONENT	23		426/841	51%	87/328	27%	513/1169	44%	237/401	59%	1350	58.7	389

PLAYER	REBOUNDS					BLKD SHOT	ASST	STEAL	CHG TAKEN	TURN OVERS	PERF RATING	Post Feeds	Min	O.Reb Pts	User 4
	OFF	DEF	COMB	%	AVG										
4 Kelly Lytle	5	12	17	2%	1.1	0	26	5	0	17	61	15	102	0	0
10 Robb Ritzman	19	25	44	6%	1.9	9	152	33	0	45	419	112	507	10	0
12 Joell Heidelberg	27	47	74	10%	3.4	9	59	38	1	56	195	57	506	18	0
14 Andrew Diller	11	16	27	4%	1.2	0	26	7	2	12	99	42	301	8	0
20 Doug Garvey	1	0	1	0%	0.3	0	0	0	0	0	2	1	10	0	0
22 Juan Vela	33	57	90	13%	3.9	0	35	25	0	53	208	44	470	27	0
30 Steve Dagg	27	34	61	9%	2.8	14	8	12	1	25	104	7	290	28	0
32 Reggie Jones	47	129	176	25%	7.7	49	24	18	1	38	375	19	524	43	0
34 Greg Garcia	8	18	26	4%	1.7	2	4	5	1	17	-4	3	138	4	0
40 Alfonzo Vann	3	4	7	1%	0.8	0	1	0	0	1	3	0	30	6	0
42 Tyson Liggins	30	95	125	18%	5.4	1	44	26	2	38	211	13	505	18	0
44 Bryan Root	17	27	44	6%	1.9	5	9	10	0	26	39	3	263	14	0
52 Chris Beard	6	8	14	2%	1.6	0	1	1	0	2	18	0	29	4	0
24 T. J. Hammer	3	3	6	1%	1.0	0	0	1	0	3	2	2	23	0	0
50 Kevin Byers	0	0	0	0%	0.0	1	0	0	0	1	1	0	2	0	0
TOTALS	237	475	712		31.0	90	389	181	8	334	1733	318	3700	180	0
OPPONENT	228	417	645		28.0	30	255	141	15	395	927	244	3700	194	0

Fremont Ross Freshman Boys Basketball
1998-99
Won - 11 Lost - 7

Name	Games	2 Pt. FGA	2 Pt. FGM	2 Pt. FG%	3 Pt. FGA	3 Pt. FGM	3 Pt. FG%	FTA	FTM	FT%	TP	PPG	Fouls	Assist	TO	Rebound Off Def	Steals	Post Feed	Take Charge
Bobby Crawford	14	19	3	.16	0	0	.00	14	7	.50	13	0.9	20	2	9	7	7	9	1
Alex Damschroder	15	9	2	.22	0	0	.00	6	2	.33	6	0.4	9	0	9	3	16	2	0
Josh Emly	14	41	15	.37	0	0	.00	22	13	.59	43	3.1	26	11	18	5	7	6	27
Adam Garcia	15	58	25	.43	5	0	.00	14	6	.43	56	3.7	23	17	38	18	28	24	29
Leon Garza	9	33	19	.58	1	0	.00	12	8	.67	46	5.1	20	4	15	11	17	9	1
Jerred Kingsborough	18	75	35	.47	0	0	.00	71	43	.61	113	6.3	32	5	21	31	52	9	3
Torrey Lewis	13	6	3	.50	1	0	.00	7	4	.57	10	0.8	5	1	7	0	5	0	6
James Martin	17	142	86	.61	3	0	.00	52	23	.44	195	11.5	26	14	28	48	50	34	4
John Meggitt	18	39	5	.13	17	6	.35	11	6	.55	34	1.9	26	26	44	10	12	20	35
Dennis Richey	7	6	4	.67	0	0	.00	5	2	.40	10	1.4	4	0	7	0	1	1	0
Lee Root	14	78	30	.38	16	3	.19	10	0	.00	69	4.9	23	30	43	13	19	22	52
Gabe Sanchez	18	78	34	.44	7	1	.14	16	7	.44	78	4.3	15	16	31	12	15	16	32
Jarred Stull	18	33	11	.33	3	1	.33	9	5	.56	30	1.7	16	22	36	11	18	17	41
Anthony Vann	17	57	24	.42	0	0	.00	8	5	.63	53	3.1	32	1	13	14	30	7	0
Dash Yost	18	21	7	.33	4	0	.00	22	6	.27	20	1.1	9	14	31	3	13	16	27
Team Totals	18	695	303	.44	57	11	.19	279	137	.49	776	43.1	286	163	350	186	294	190	266
Opponents	18		231			31		273	156	.57	711	39.5	270						

AWARDS PROGRAM STAT SHEET

TOURNAMENT PLAY

ENTER OPPONENTS
NAMES HERE →
ENTER PLAYERS
NAMES HERE ↓

PLAYER	US	OPP	35	58	22	20	44	43	53	51	55	45	31	35	TOTAL POINTS		FIELD GOALS		FREE THROWS		FOULS		FREE THROWS ATTEMPTED		AVERAGE		TOURNAMENT PLAY					
															99	43	23	23	28	71	15	15	2	2	0	0	0	0	11	15	15	2
David Abdao	1	0	3	11	10	18	4	7	3	10					99	43	23	28	71	15	15	2	2	0	0	11	15	15	2	2	0	0
Mike Coleman	4	2	4	1	6	2	0	5	2	4					48	22	4	9	37	4	10	0	0	0	0	37	4	10	0	0	2	
Chad Crispin	2	2	0	0	0	0	8	2	0	0					14	7	0	1	1	0	0	0	0	0	1	0	0	0	0	0	0	
Eric Edwards	0	5	4	0	0	0	3	0	0	0					14	6	2	6	1	0	2	0	0	0	1	0	2	0	0	0	0	
Luke Kyle	7	14	14	6	10	15	8	6	5	10					14	54	24	32	101	10	4	19	0	0	10	10	14	19	14	0	0	
Mike Murphy	0	2	4	0	0	0	8	0	0	2					16	7	2	2	1	0	0	0	0	0	1	0	0	0	0	0	0	0
Terrence Jones	17	23	17	17	10	11	11	19	18	13					226	94	21	33	161	22	14	24	0	10	22	22	14	24	10	10	10	10
Steve Smith	2	0	0	2	3	0	2	0	0	3					21	4	12	15	1	0	2	0	7	0	1	0	2	0	7	0	7	7
Dan Thompson	0	2	3	0	0	0	2	0	4	1					21	9	3	4	1	0	9	0	0	0	0	1	0	9	0	0	0	0
Ricky Teeters	0	2	4	7	2	2	4	13	7	2					54	24	6	10	4.1	4	2	2	5	5	4.1	4	2	2	5	5	5	5
Dan Tiv	2	6	2	0	2	3	2	0	0	2					17	7	3	5	1	0	0	0	0	0	1	0	0	0	0	0	0	0

FINAL SCORE

US	OPP
35	41
58	22
55	20
44	56
43	44
53	51
55	21
52	45
32	31
45	35

TEAM 8th Boy's White

COACH Brian Harton


MANAGERS _____

STATISTICIANS Kelly Crispin

G.L.L.

CHAMPS !!

FT % 66
FG % 51



SEASON RECORD

WON 11

LOST 3

AWARDS PROGRAM STAT SHEET

ENTER OPPONENTS
 NAMES HERE →
 ENTER PLAYERS
 NAMES HERE ↓

ENTER PLAYERS NAMES HERE	OPPONENTS										total pts.	TOURNAMENT PLAY			
	Central	Fostoria R	Fostoria W	Donnell	Glenwood	Central	Fostoria W	Donnell	Glennwood	Norwalk					
Eric Velez	2		4				4		2	2	17			2	12
Orentes Uberfeld	7				16	13	6		6	6	66				4
Kyle Tucker		12			4	15	9		7	6	75				11
Anthony Weiker				4	2			2		4	14				
Phillip Oprie				4				2	2		6				
Blair McRubin	1		6	2	2			4		2	15				
Antoine Davis			6					7	2	2	17				
Cody Myers	6	2	4	2	2			10			26				
Andrew Hinkle			7					2	2		11			9	9
Local Kingsborough	2	6	6	6	4	2		8	6	6	60			7	10
Steve Miller	4	3	6	4	4	5		6	2	4	52			2	3
Josh Smith	4	6	8	2	4	4	7				63				
Julius Simms		5	10	4	4	4		10	7	9	53				
Mark Wagner										14	14				
FINAL SCORE	US	26	34	58	40	45	29	57	28	33	48				
	OPP	29	23	12	33	28	23	4	29	15	42				

TEAM 7 Boys White

COACH Detweiler

MANAGERS

STATISTICIANS Christine Culbertson, Ashley Hinkle

Karrie Bunn, Tiffanv Hill

SEASON RECORD

MON 9

LOST 3

34	38
31	47

HIGH SCHOOL BASKETBALL

Blade poll champs: St. John's, Perkins, Lake, Fort Jennings

The final Blade Poll for the high school boys basketball season crowns three new champions in the four divisions.

In Division I, City League champion St. John's Jesuit of coach Ed Heintschel held on to their top spot to close the regular season by beating Scott in the CL title game, avenging a loss from six nights earlier.

The Titans (18-2), ranked sixth in the final AP state poll, replace last year's big-school Blade Poll champion, Whitmer.

Northview, the Northern Lakes League champ, moves up to No. 2 after Sandusky, the Great Lakes League winner, was hammered 88-63 by No. 4 Fremont Ross in its season finale. Central Catholic, ranked first in Ohio earlier in the season, finishes at No. 3 and Sandusky drops to No. 5.

Sandusky Perkins (18-2) won the Sandusky Bay Conference title this year and coach T. J. James's Pirates, ranked 10th in Ohio, slip in ahead of defending Blade Poll champion Ottawa-Glandorf as the winner in Division II. Ottawa-Glandorf (17-3), rated seventh in the state, comes in at No. 2, while Oak Harbor (16-4) finishes No. 3.

In Division III, the season's biggest surprise was Lake (19-1).

The Flyers netted the Suburban Lakes League championship under veteran coach Jim Robinson. Liberty-Benton and Patrick Henry, both 17-3, were second and third, respectively.

Robinson, in his first year at

The Blade boys poll

Division I

	W	L
1. St. John's Jesuit (1)	18	2
2. Northview (3)	17	3
3. Central Catholic (4)	15	4
4. Fremont Ross (5)	16	4
5. Sandusky (2)	17	3

Division II

	W	L
1. Sandusky Perkins (1)	18	2
2. Ottawa-Glandorf (2)	17	3
3. Oak Harbor (3)	16	4
4. Clyde (5)	12	8
5. Napoleon (4)	10	10

Division III

	W	L
1. Lake (1)	19	1
2. Liberty-Benton (3)	17	3
3. Patrick Henry (4)	17	3
4. Evergreen (2)	17	3
5. Elmwood (5)	16	4

Division IV

	W	L
1. Fort Jennings (1)	19	1
2. Edon (2)	18	2
3. Woodmore (3)	17	3
4. Tiffin Calvert (4)	17	3
5. Edgerton	16	4

Last week's rankings in parentheses. The poll ranks the top teams for Ohio schools located within a 13-county circulation area: Defiance, Erie, Fulton, Hancock, Henry, Lucas, Ottawa, Putnam, Sandusky, Seneca, Williams, Wood and Wyandot. Also included is Hardin Northern from Hardin County.

Lake, continued a turnaround started in 1997-98 by Don Christie, the previous Flyer coach who is now at Woodmore, which handed Lake its only loss. The Flyers were No. 13 in the last state poll while Liberty-Benton finished ninth.

The only repeat Blade Poll champion is Fort Jennings (19-1) in Division IV. Ranked fourth in the state, the Putnam County League champion under coach John Von-Sossan edged out a much-improved Edon team that closed at 18-2. Woodmore and Tiffin Calvert, both 17-3, were next.

Awards

Varsity Awards

Most Valuable Player: Reggie Jones
Most Improved Player: Robb Ritzman
Best Defensive Player: Tyson Liggins
Coaches Award: Juan Vela
Most Rebounds: Reggie Jones
Most Assists: Robb Ritzman
Best Free Throw Percentage: Kelly Lytle
All-Academic GLL: Andrew Diller
Gold Certificate: Andrew Diller

Members of the Fostoria East-West All-Star Game: Joell Heidelberg and
Robb Ritzman

Members of the SBC All-Star Game: Joell Heidelberg, Robb Ritzman, and
Tyson Liggins

First Year Letterwinners

Steve Dagg - Junior
Kelly Lytle - Sophomore
Bryan Root - Sophomore

Second Year Letterwinners

Andrew Diller - Senior
Greg Garcia - Junior
Tyson Liggins - Senior
Robb Ritzman - Senior
Juan Vela - Junior

Third Year Letterwinners

Joell Heidelberg - Senior
Reggie Jones - Junior

DIVISION I BOYS

Sectional District Mar 2 March 11 Mar 5 March 13

WILLARD

Ashland Mar 2 Ashland
Mans Madison Mar 2

Mansfield Senior Mar 5

Fremont Ross Mar 2 Fremont Ross
Tiffin Columbian Mar 2

Sandusky Mar 5

Mansfield Sr.

WILLARD
March 11

Mansfield Sr

LIBERTY BENTON

Findlay Mar 2 Bowling Green
BGHS Mar 2

Celina Mar 5

BGSU
March 13
11:00

Celina

LIBERTY BENTON
March 11

Celina

Lima Senior Mar 3 Lima Sr
Perrysburg Mar 3

Defiance Mar 3 Defiance
Wapakoneta Mar 3

Lima Sr

TO UNIV OF TOLEDO

Mansfield Sr.

WAITE

St Johns Mar 2 St. John's
Woodward Mar 2

WAITE Mar 5
Scott Mar 2 Scott
Waite Mar 2

St. John's

WAITE
March 11
St. Francis

Central
TO UNIV OF TOLEDO

LIBBEY

Northview Mar 3 St. Francis
St Francis Mar 3

WAITE Mar 5
Clay Mar 3 Clay
Southview Mar 3

St. Francis

BGSU
March 13
2:30

LIBBEY

Central Mar 2 Central
Start Mar 2

LIBBEY Mar 5
Whitmer Mar 2 Whitmer
Anthony Wayne Mar 2

Central

LIBBEY
March 11
Central

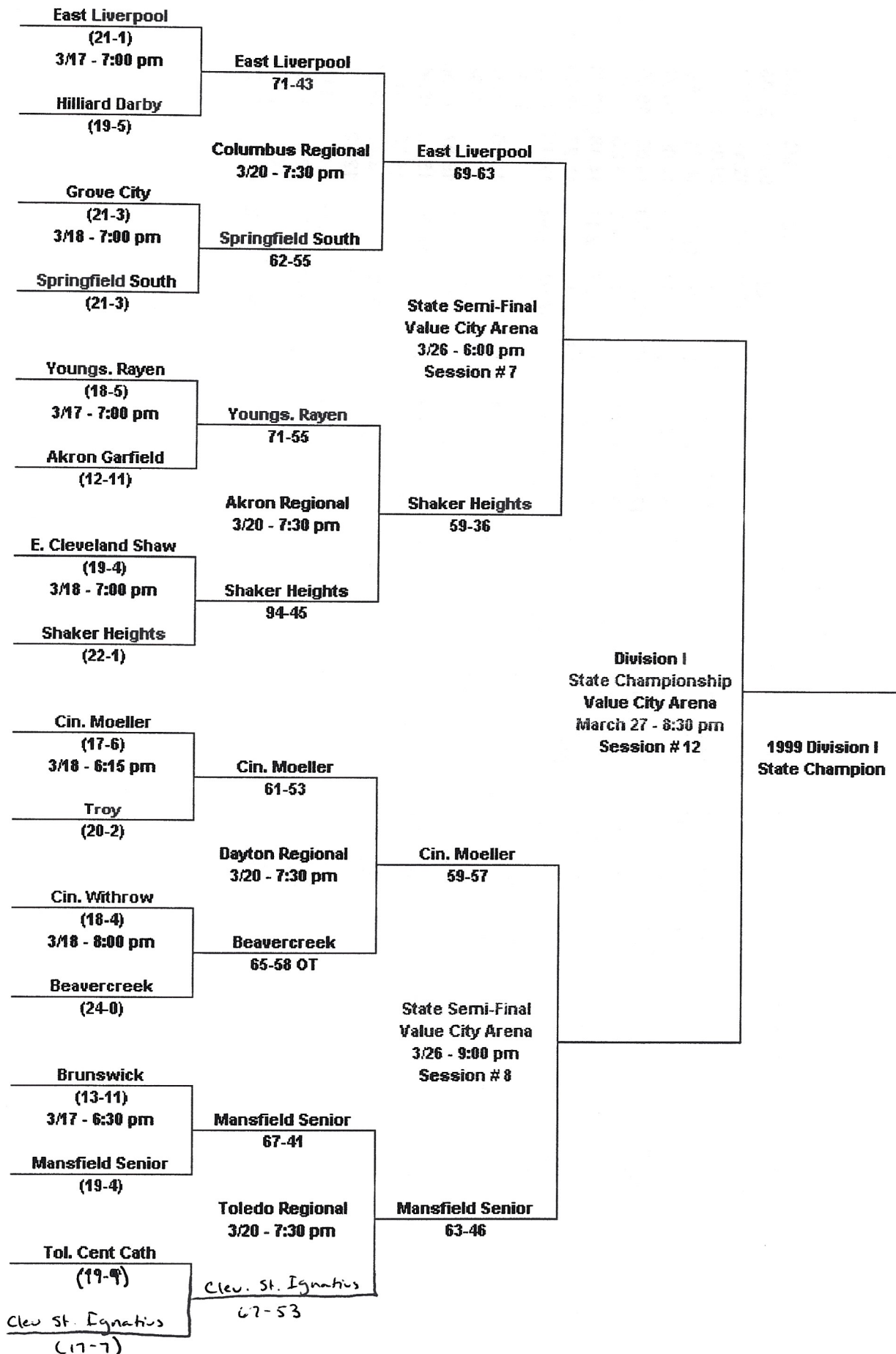
LIBBEY

Bowsher Mar 3 Rogers
Rogers Mar 3

LIBBEY Mar 5
Springfield Mar 3 Libbey
Libbey Mar 3

Libbey

1999 OHSAA Championship - Division I



Strength Index

Name	Average	11/19	11/30	12/5	12/14	12/19	12/23	12/30	1/6	1/8	1/11	1/18	1/22	2/3	2/6
Burroughs, Greg	15.39	9.5	9.5	12.5	12.79	15.25	13.01	16.35	17.27	16.91	18.92	17.55		19.13	21.43
Scott, Jeremy	14.69		9.7	11	11.7	13.14	13.29		14.17	19.49	15.5	15.9	16.9	19.19	16.33
Garvey, Doug	14.65	6.6	8.32	11.6	12.6	13.25	14.2	15.98	16.44	18.56	16.75	17.54		18.31	20.24
Byers, Kevin	13.90	9.6	11	12.7	12.7	13.09	13.66	15.44	12.22	16.51	16.8	14.91	13.31	16.01	16.6
Diller, Andrew	13.37	10.2	10.6	12.8	12.7	12.74	12.78	13.35	13.58	15.63	15.4	14.63	13.73	14.08	14.97
Myers, Kyle	13.17	8.6	9.9	11.9	11.6	12.24	12.97	13.07	12.63	16.35	16.03	15.03	14.39	14.62	15.09
Liggins, Tyson	13.03	10.9	11.9	10.8	12.2	13.46	13.58	12.15	13.12	13.13	14.13	13.48	14.3	14.3	15
Vela, Juan	12.96	11.9	12.6	11.53	12	13.27	11.69	12.18	12.49	14.8	14.93	13.95	12.11	14.18	13.78
Ziemke, Mike	12.87	10.5	11.3	11.1	10.13	11.59	10.72	13.75	14.09	14.67	13.8	14.15		15.27	16.25
Jones, Jeremy	12.55	7.8	9.8	9.63		6.78	11.34	9.77	12.6	12.41		16.54	19.64	17.15	17.15
Lytle, Kelly	12.54	9.5	10.9	9.8	10.55	11.31	11.56	13.97	13.8	15.26	14.8	14.4		14.66	14.66
Heidelberg, Joell	12.44	11.1	12.7	12.9	12.7	11.43	14.12	11.04	12.53	4.08		16.24		13.95	16.47
Vann, Alfonso	12.34	11.8	8.9	11.1		10.11	12.05	9.6	9.59	11.39		17.92	19.37	13.94	13.94
Ritzman, Robb	12.18	9.5	11.8	10.8	11.3	12.16	12.61	12.28	10.25	12.58	12.8	11.7	12.8	16.57	13.38
Hammer, T.J.	11.93	9.9	10.7	10.12	11.51	12.02	11.41	8.32	11.84	12.63	13.3	12.53	14.76	15.03	12.98
Jones, Reggie	11.87	7.7		9.06	9.55	11.1	8.61	12.68	10.71	12.98	14.61		16.25	14.03	15.1
Dagg, Steve	11.76	8	9.48		11.51	12.66	8.68	10.53	12.64	12.75	13.37	13.09	14.7	12.77	12.71
Price, Mike	11.08	6.6	7.9	10.91		11.13	9.18	11.03		16.61		13.52		12.83	
Tullis, Chris	10.67	7.2	12.9	7.5	10.56	10.25	10.12	11.2	10.41	12.2			13.88		11.2
Beard, Chris	10.49	8.6	9.43	8.42	10.01	8.05	11.82	10.84			11.52	10.46	12.22	12.01	12.52
Garcia, Greg	10.02	7.5	7.25	7.72	8.09	10.25		10.92						14.79	13.61
Root, Bryan	9.92	8.2	10.43	8.73	9.19	9.69	10.03	11.18			10.6	9.97	9.86	9.84	11.37

