


Fremont Ross Basketball



2004-2005

Billy Stierwalt Award

Class
of
2005



Fremont
Ross
Basketball
Manager

October 2, 1986- February 22, 2005

**The Billy Stierwalt Award is in memory of the
Fremont Ross Boys' basketball team
student manager from 2002-2005.**

**It is awarded to the boys' basketball player
who best represents what Billy strived for-commitment,
positive attitude, loyalty, citizenship,
a desire to do your best,
and a love for basketball.**

May we all follow the lessons he taught us.

2004-2005 Fremont Ross Little Giants

Varsity

#3	Robbie Hall	G/F	6'	182	11
#5	Scott King	G	5' 10"	150	11
#11	Aaron Opelt	G/F	6' 2"	185	11
#15	Garrett Johnson	G/F	6"	185	12
#21	Traveyon Wolverton	G	5' 9"	152	11
#23	Cory Clayton	G	5' 11"	160	10
#31	Travis Miller	F	6' 3"	180	11
#33	Billy Boukissen	F	6' 3"	187	11
#35	Adam Gries	F/C	6' 6"	210	11
#41	Terry Abney	F/C	6' 2"	223	11
#43	Fred Shearon	C	6' 5"	220	12
#45	Joe Diller	F	6' 3"	230	12
#51	Clayton Smith	F	6' 3"	170	11

Junior Varsity

#4	Mike Abbott	G	6'	160	11
#10	Bryson Dinkins	G	5' 9"	135	10
#12	Philip Miller	G	5' 8"	130	10
#14	Kirt Munson	G	5' 9"	145	10
#20	Mychal Scott	G	5' 6"	160	11
#22	Mike Abernathy	G	5' 10"	140	10
#24	Ryan Croudup	G/F	6' 1"	155	9
#30	Vinnie Bocardo	G/F	6'	168	10
#32	Travis Miller	F	6' 3"	190	11
#34	Antwone Spencer	F	6' 2"	187	10
#40	Clayton Smith	F	6' 3"	170	11
#42	Terry Abney	F/C	6' 2"	223	11
#44	Billy Boukissen	F	6' 3"	187	11
#52	Tomas Mendoza	C	6' 1"	240	10

Varsity Coach: Mark Gedeon

Volunteer Varsity Assistants: Chuck Lindsey and Bill Beaston

Junior Varsity Coach: Chad Hoffman

Freshmen Coaches: Jeff Opelt and Johnny Alridge

Eighth Grade Purple and White: Doug Gahn and Ryan Smith

Seventh Grade Purple and White: Cheryl Schell, Mike Price, and Dan Thompson

Student Manager: Billy Stierwalt

Scorebook: Alex Gorobetz

Video: Katie Kingsborough and Alex Daugherty

Stats: Amy Mehling, Amanda Schwartz, and Kaylee Wiechman

Student Trainer: Amanda Schwartz

Trainer: Joe "Doc" Hershey

Team Detail -- -- 22 Games Played

9 Games Won -- 13 Games Lost

	1st Q	2nd Q	3rd Q	4th Q	1st OT	2nd OT	3rd OT	Total	Team Reb	Dead Ball Reb
Us:	285	303	287	325	10	11	0	1221	0	52
Oppnt:	308	276	291	369	10	10	0	1264	0	71

Player	2 Pt Shots	3 Pt Shots	Total FG	Free Shots	Points
3-Hall, Robbie	24/42 57%	4/12 33%	28/54 52%	9/19 47%	69
5-King, Scott	6/16 38%	8/38 21%	14/54 26%	2/4 50%	38
11-Opelt, Aaron	21/48 44%	9/23 39%	30/71 42%	13/27 48%	82
15-Johnson, Garrett	6/13 46%	6/31 19%	12/44 27%	6/13 46%	36
21-Wolverton, Travey	18/44 41%	26/80 33%	44/124 35%	23/33 70%	137
23-Clayton, Cory	23/53 43%	10/39 26%	33/92 36%	27/41 66%	103
25-Abbott, Mike	0/0 0%	0/0 0%	0/0 0%	0/0 0%	0
31-Miller, Travis	4/5 80%	0/5 0%	4/10 40%	2/2 100%	10
33-Boukissen, Billy	3/7 43%	0/0 0%	3/7 43%	2/2 100%	8
35-Gries, Adam	101/175 58%	2/6 33%	103/181 57%	37/58 64%	245
41-Abney, Terry	0/3 0%	0/0 0%	0/3 0%	0/2 0%	0
43-Shearon, Fred	128/190 67%	0/0 0%	128/190 67%	43/71 61%	299
45-Diller, Joe	40/76 53%	27/62 44%	67/138 49%	31/40 78%	192
51-Smith, Clayton	1/1 100%	0/0 0%	1/1 100%	0/0 0%	2
Team Totals	375/673 56%	92/296 31%	467/969 48%	195/312 63%	1221
Opponents	356/824 43%	103/312 33%	459/1136 40%	243/372 65%	1264

Player	Games	Time	Points Per			Rebounds				
			Shot	Game	Asst	Off	Def	Total	Pct	Avg
3-Hall, Robbie	22	85.0	0.9450	3.1	40	9	29	38	6%	1.7
5-King, Scott	21	73.0	0.6550	1.8	19	5	13	18	3%	0.9
11-Opelt, Aaron	14	55.0	0.8370	5.9	36	11	22	33	5%	2.4
15-Johnson, Garrett	10	36.0	0.6320	3.6	13	8	8	16	3%	1.6
21-Wolverton, Travey	22	86.0	0.8730	6.2	49	15	33	48	8%	2.2
23-Clayton, Cory	22	86.0	0.7740	4.7	54	8	44	52	8%	2.4
25-Abbott, Mike	2	2.0	0.0000	0.0	0	0	0	0	0%	0.0
31-Miller, Travis	12	19.0	0.8330	0.8	1	0	3	3	0%	0.3
33-Boukissen, Billy	9	13.0	0.8890	0.9	4	4	7	11	2%	1.2
35-Gries, Adam	22	86.0	1.0250	11.1	27	37	107	144	23%	6.5
41-Abney, Terry	12	13.0	0.0000	0.0	0	0	4	4	1%	0.3
43-Shearon, Fred	22	88.0	1.1460	13.6	25	57	121	178	28%	8.1
45-Diller, Joe	22	88.0	1.0790	8.7	35	20	68	88	14%	4.0
51-Smith, Clayton	1	1.0	2.0000	2.0	0	1	2	3	0%	3.0
Team Totals	22	704.0	0.9530	55.5	303	175	461	636	100%	28.9
Opponents	22	704.0	0.8380	57.5	222	198	296	494	100%	22.5

Player	Blk Shot	Stls	Chg Taken	Turn Over	Foul	Perf Rat	Post Feeds	Min	O.Reb Pts.	Def Rec
5-King, Scott	1	7	1	23	19	37	46	240	2	1
11-Opelt, Aaron	1	13	0	49	31	58	58	289	8	3
15-Johnson, Garrett	0	5	0	22	9	19	30	164	0	0
23-Clayton, Cory	2	13	5	74	32	65	46	484	3	3
25-Abbott, Mike	0	0	0	0	0	0	0	1	0	0
31-Miller, Travis	0	0	0	7	3	-2	4	36	0	0
33-Boukissen, Billy	0	1	0	4	1	17	1	25	4	0
35-Gries, Adam	25	4	1	65	63	157	22	491	42	2
41-Abney, Terry	0	1	0	2	2	-5	0	26	0	1
43-Shearon, Fred	79	9	0	50	70	323	32	555	61	10
45-Diller, Joe	2	15	3	32	34	209	67	496	10	6
51-Smith, Clayton	0	0	0	0	1	4	0	3	2	0
Team Totals	110	90	10	411	353	1062	439	3560	140	35
Opponents	38	182	29	253	360	689	216	3560	121	24

Fremont Ross JV -- 2004-05 Season
 Team Detail -- -- 20 Games Played
 7 Games Won -- 13 Games Lost

	1st Q	2nd Q	3rd Q	4th Q	1st OT	2nd OT	3rd OT	Total	Team Reb	Dead Ball Reb
Us:	226	233	219	265	1	0	0	944	38	0
Oppnt:	226	232	240	278	6	0	0	982	28	0

Player	2 Pt Shots	3 Pt Shots	Total FG	Free Shots	Points
4-Abbott, Mike	14/36 39%	4/9 44%	18/45 40%	13/25 52%	53
10-Dinkins, Bryson	2/7 29%	1/7 14%	3/14 21%	2/4 50%	9
12-Miller, Philip	3/6 50%	2/8 25%	5/14 36%	1/4 25%	13
14-Munson, Kirt	13/29 45%	4/23 17%	17/52 33%	6/13 46%	44
20-Scott, Mychal	13/25 52%	4/11 36%	17/36 47%	7/18 39%	45
22-Abernathy, Mike	1/3 33%	1/3 33%	2/6 33%	0/0 0%	5
24-Croudup, Ryan	43/95 45%	3/19 16%	46/114 40%	18/30 60%	113
30-Bocardo, Vinnie	33/78 42%	9/47 19%	42/125 34%	26/41 63%	119
32-Miller, Travis	47/95 49%	18/66 27%	65/161 40%	18/36 50%	166
34-Spencer, Antwone	47/83 57%	0/0 0%	47/83 57%	18/41 44%	112
40-Smith, Clay	28/59 47%	0/0 0%	28/59 47%	6/10 60%	62
42-Abney, Terry	32/52 62%	0/1 0%	32/53 60%	22/44 50%	86
44-Boukissen, Bill	40/69 58%	0/2 0%	40/71 56%	16/35 46%	96
52-Mendoza, Tomas	7/15 47%	0/0 0%	7/15 47%	7/14 50%	21

Team Totals	323/652 50%	46/196 23%	369/848 44%	160/315 51%	944
Opponents	302/680 44%	64/194 33%	366/874 42%	186/351 53%	982

Player	Games	Time	Points Per Shot	Points Per Game	Asst	Off	Def	Total Rebounds	Pct	Avg
4-Abbott, Mike	16	251.0	0.7570	3.3	26	7	30	37	7%	2.3
10-Dinkins, Bryson	16	74.0	0.5000	0.6	4	3	4	7	1%	0.4
12-Miller, Philip	16	97.0	0.7220	0.8	7	4	12	16	3%	1.0
14-Munson, Kirt	16	238.0	0.6770	2.8	41	8	24	32	6%	2.0
20-Scott, Mychal	9	127.0	0.8330	5.0	23	8	8	16	3%	1.8
22-Abernathy, Mike	15	44.0	0.8330	0.3	0	0	1	1	0%	0.1
24-Croudup, Ryan	19	295.0	0.7850	5.9	26	25	26	51	10%	2.7
30-Bocardo, Vinnie	19	335.0	0.7170	6.3	53	14	31	45	9%	2.4
32-Miller, Travis	18	264.0	0.8430	9.2	9	14	39	53	11%	2.9
34-Spencer, Antwone	20	267.0	0.9030	5.6	5	42	37	79	16%	4.0
40-Smith, Clay	10	145.0	0.8990	6.2	6	13	16	29	6%	2.9
42-Abney, Terry	20	262.0	0.8870	4.3	15	23	36	59	12%	3.0
44-Boukissen, Bill	14	225.0	0.9060	6.9	10	17	38	55	11%	3.9
52-Mendoza, Tomas	20	98.0	0.7240	1.1	1	6	15	21	4%	1.1

Team Totals	20	560.0	0.8120	47.2	226	184	317	501	100%	25.1
Opponents	20	560.0	0.8020	49.1	170	171	267	438	100%	21.9

Player	Blk Shot	Steals	Chg Taken	Turn Over	Fouls	Perf Rat	Post Feed	Def.	Recov	Qtrs.
4-Abbott, Mike	3	10	0	40	17	26	5	25	5	60
10-Dinkins, Bryson	0	3	0	6	4	-4	6	1	0	25
12-Miller, Philip	0	1	3	12	10	10	14	4	0	36
14-Munson, Kirt	1	15	0	62	30	-32	29	17	11	61
20-Scott, Mychal	0	21	0	35	17	6	18	23	6	33
22-Abernathy, Mike	0	0	0	8	3	-22	0	1	2	19
24-Croudup, Ryan	13	12	0	35	37	86	24	18	7	72
30-Bocardo, Vinnie	0	22	1	66	57	-46	44	45	11	70
32-Miller, Travis	0	7	0	42	27	-34	16	14	10	55
34-Spencer, Antwone	4	7	0	28	57	78	4	12	6	77
40-Smith, Clay	7	7	0	10	19	70	4	15	4	36
42-Abney, Terry	1	7	0	11	30	108	0	8	12	53
44-Boukissen, Bill	2	9	0	25	30	54	3	21	4	53
52-Mendoza, Tomas	1	1	0	5	31	-26	0	0	2	41

Team Totals	32	122	4	385	369	274	167	204	80	691
Opponents	25	137	16	364	275	274	86	142	48	325

Final Standings

Varsity			Junior Varsity			Freshmen		
Team	GLL	Overall	Team	GLL	Overall	Team	GLL	Overall
Lima Sr.	9-1	19-4	Lima Sr.	10-0	19-1	Sandusky		14-1
Findlay	7-3	13-10	Findlay	6-4	11-9	Lima Sr.	9-1	14-5
Fremont	6-4	9-13	Fremont	5-5	7-13	Napoleon		8-9
Sandusky	4-6	10-11	Napoleon	4-6	9-11	Marion	3-6	10-7
Napoleon	4-6	11-12	Sandusky	4-6	7-13	Fremont	0-10	0-18
Marion	0-10	5-16	Marion	1-9	5-15	Findlay	NA	NA

Non-League Records

Bowling Green	14-7
Toledo Waite	2-18
Ottawa-Glandorf	10-12
Tiffin Columbian	17-6
Toledo St. John's	19-4, City League Champs, #5 AP
Northview	1-20
Mansfield Madison	9-12
Toledo Rogers	5-13
Willard	16-7
Toledo St. Francis	16-6
Toledo Bowsher	11-8

Sectional Championships: Tiffin, St. Francis, Findlay, Napoleon, Willard, and St. John's

District Championships: none

Regional Championship: none

Milestones - Team

Highest scoring game (both teams) – 199 - Ross 100, Sandusky 99 12/21/04
2 overtimes

Most blocked shots – 15 vs. Mansfield Madison 2/23/05

4th most points in a game – 100 vs. Sandusky 12/21/04 (2 overtimes)

2004-2005 Season Summary

<u>Opponent</u>	<u>Score</u>	<u>Scoring</u>	<u>Rebounds</u>	<u>Assists</u>	<u>Steals</u>
Bowling Green	56-62	Shearon 19	Shearon 11	Gries 4	Wolver, Gries, Diller 1
at St. John's	46-81	Wolverton 12	Johnson 5	Diller 2	Johnson 1
at Marion	46-40	Gries 15	Shearon 6	Clayton 4	King, John, Boukis 1
at Waite	57-54	Shearon 18	Gries 11	Wolverton 7	John, Wolver, Clayton 1
Lima Sr.	46-53	Shearon 10	Gries 8	Gries, Clayton 4	Hall, King, John, Clayton, Shear 1
at Napoleon	52-49	Wolverton 13	Shearon 6	King, Wolver, Cory 2	King, Wolver, Shear 1
Willard	58-64	Gries 14	Gries, Shearon 8	Hall 4	Gries, Clayton 2
Sandusky	100-99 2ot	Shearon 22	Shearon 13	Hall 8	King 3
at Ottawa-Glandorf	44-55	Shearon 13	Gries 11	Wolverton 5	Opelt, Wolver, Clayton 1
St. Francis	49-51	Shearon 18	Shearon 15	Clayton 4	Hall, Wolver, Diller 1
at Findlay	58-63	Diller 21	Shearon 10	Opelt 4	Opelt 2
Marion	51-48	Gries 14	Gries, Shearon 7	Gries, Wolver 3	Opelt 3
Tiffin	56-60	Gries 20	Gries 8	Clayton 4	Opelt, Clayton, Diller 1
at Bowsher	48-61	Wolverton 11	Gries 5	Clayton, Gries 2	Wolver, Shear 2
at Lima Sr.	51-67	Shearon 19	Shearon 11	Clayton 4	Wolverton 2
Napoleon	49-23	Shearon 20	Shearon 12	Wolverton 5	Wol, Opelt, Diller 1
at Northview	72-50	Shearon, Diller 12	Gries 10	Hall, Wol, Cla, Dill 4	Diller 2
Rogers	58-60	Shearon 20	Gries, Shearon 6	Diller 7	Opelt 2
at Sandusky	71-78	Gries, Shearon 16	Gries 8	Opelt, Clayton 4	Clayton 2
Findlay	51-43	Diller 13	Shearon 7	Hall, Opelt, Cory 3	Wolver, Diller 2
# Madison	65-49	Diller 21	Shearon 18	Opelt 8	Diller 2
# Tiffin	37-54	Gries 17	Gries 9	King 3	Hall, Diller 2

Season Leaders

Most Points: Fred Shearon 299

Most Rebounds: Fred Shearon 178

Most Assists: Cory Clayton 54

Most Steals: Traveyon Wolverton 16

Most Blocked Shots: Fred Shearon 79

Most Charges Taken: Cory Clayton 5

Most Post Feeds: Robbie Hall 70

Most Points on Offensive Rebounds: Fred Shearon 61

Most Minutes: Fred Shearon 555

Most 2 point attempts: Fred Shearon 190

Most 2 point makes: Fred Shearon 128

Best 2 point percentage (minimum 40 shots): Fred Shearon 67% (128/190)

Most 3 point attempts: Traveyon Wolverton 80

Most 3 point makes: Joe Diller 27

Best 3 point percentage (minimum 20 attempts): Joe Diller 44% (27/62)

Most Free Throws attempts: Fred Shearon 71

Most Free Throws made: Fred Shearon 43

Best Free Throw percentage (minimum 20 attempts): Joe Diller 78% (31/40)

All-GLL

Player of the Year: Travis Walton, Lima Sr.

First Team

Brad Sutton, Findlay
Fred Shearon, Fremont
Greg Garrett, Sandusky
Keith Jackson, Lima Sr.
Aaron Pitts, Marion

Second Team

Zack Kraus, Findlay
Adam Gries, Fremont
Chris McLellan, Lima Sr.
Larry Ward, Napoleon
Tom Conley, Marion

Honorable Mention

Findlay: Andrew Leddy
Fremont Ross: Joe Diller
Lima Sr.: Brandon Cooks
Marion: none
Napoleon: Jeremy Davis, Chad Damman
Sandusky: Kelsey Williams, Denarea Swain

Coach of the Year: Mark Gaffney, Lima Sr.

All-District 6

First Team

Jonathan Avery, Mansfield Sr.
Anthony Bell - Ashland
Robert Kisabeth - Tiffin
Dominque Jones, Madison
Greg Garrett, Sandusky
Fred Shearon, Fremont

Second Team

Aaron Pitts, Marion
Rashad Reed, Mansfield Sr.
Adam Gries, Fremont
Dan Hess, Ashland
Zack Maxey, Madison
Derrick Reinhart, Tiffin
Kelsey Williams, Sandusky

Honorable Mention

Derrick Boyd, Mansfield Sr., Matt Brown, Madison, Josh Moore, Tiffin,
Joe Diller, Fremont, Denarea Swain, Sandusky, Tom Conley, Marion

Player of the Year: Jonathan Avery, Mansfield Sr.

Coach of the Year: Derrick Lewis, Tiffin

Team Awards
Voted by the Players or Statistical Leaders

Co-Most Valuable Players: Fred Shearon
Most Improved Player: Cory Clayton
Best Defensive Player: Traveyon Wolverton
Captain's: Joe Diller and Fred Shearon
Billy Stierwalt Award: Joe Diller
Most Assists: Cory Clayton 54
Most Rebounds: Fred Shearon 178
Best Free Throw Percentage: Joe Diller 78%

AP Honors

All Northwest Ohio: Third Team: Fred Shearon
Honorable Mention: Adam Gries

News-Messenger: First Team: Fred Shearon
Second Team: Adam Gries

Toledo Blade: Special Mention: none

Fostoria East-West All-Stars: Joe Diller and Fred Shearon

Wendy's/WLEC SBC versus area Area All-Stars: Joe Diller and Fred Shearon

All-Opponents Team

Best players our players felt they played against

First Team

B. J. Raymond, St. John's
Travis Walton, Lima Sr.
Zack Hillestand, St. John's
Daryl Roberts, St. Francis
Brent Jones, Rogers

Second Team

Jimmy Langhurst, Willard
Zack Kraus, Findlay

Milestones - Individual

Points in a Career: Fred Shearon – 551 (23rd Place)
(Since 1954) Adam Gries – 480 (30th Place)

Most Rebounds, Career: Fred Shearon – 358 (2nd Place)
(Since 1990) Adam Gries – 259 (7th Place)

Most Rebounds, Season: Fred Shearon – 178 (3rd Place)
(Since 1990) Adam Gries – 144 (12th Place)

Most Three Point Baskets Made, Season: Joe Diller – 27 (12th Place)
(Since 1990) Tray Wolverton – 26 (14th Place)

Most Three Point Baskets Made, Career: Tray Wolverton – 39 (T – 9th)
(Since 1990) Joe Diller – 36 (13th Place)

Most Assists, Season: Cory Clayton – 54 (20th Place)
(Since 1990)

Most Blocks, Career: Fred Shearon – 139 (2nd Place)
(Since 1990) Adam Gries – 59 (3rd Place)

Most Blocks, Season: Fred Shearon – 79 (1st Place)
(Since 1990) Adam Gries – 25 (11th Place)

Most Blocks, Game: Fred Shearon – 12 vs. Mansfield Madison 2/23/05

Most Charges Taken, Season: Cory Clayton – 5 (T – 10th Place)
(Since 1990)

Boys standings, stats

City League

League	Overall
St. John's Jesuit	11-0 17-3
St. Francis de Sales	8-2 14-5
Scott	8-3 15-4
Libbey	8-3 14-6
Clay	6-5 14-5
Start	6-5 10-6
Central Catholic	5-6 11-7
Bowsher	5-6 11-7
Whitner	3-8 8-11
Woodward	2-9 4-14
Rogers	2-9 4-12
Waite	1-10 2-17

SCORING LEADERS

G	PTS	AVG
Darryl Roberts	19	452 23.7
Brent Jones, Rogers	16	341 21.3
B.J. Raymond, St. John's	19	386 20.3
Nate Miles, Libbey	19	367 19.3
Dan Amato, Central	19	193 16.1
Jordan Bonczak, Central	18	279 15.5
Darion Griffin, Scott	19	288 15.2
Zach Hillebrand, St. John's	18	271 15.1
Brett McDougle, Clay	19	285 15.0
Anthony Pettaway, Bowsher	18	255 14.2
James Walker, Scott	19	284 13.9
Andre Thompson, Whitner	16	221 13.8
DeJuan Pettaway, Woodward	17	233 13.7
William Buford, Libbey	19	256 13.5
Wes Taylor, Clay	19	255 13.4
Chris Poselnitz, Libbey	18	227 12.6
Neck Wortham, Waite	18	224 12.4
Craig Weeks, Bowsher	18	196 11.0
John Nelson, Clay	19	207 10.9
Kiran Riley, Waite	18	192 10.7
Grant Maxey, Start	16	162 10.1
Jermain Jones, Start	16	161 10.1
Matt Foley, Start	15	150 10.0
Phillip Pearson, Libbey	18	180 10.0
Terrill West, Start	16	155 9.7
Kenny Byrd, Scott	17	164 9.6
DeJuan McInem, Rogers	16	151 9.4

REBOUNDING LEADERS

G	REB	AVG
Phillip Pearson, Libbey	18	189 10.5
Zach Hillebrand, St. John's	18	158 8.8
Wes Taylor, Clay	19	155 8.2
Brett McDougle, Clay	19	152 8.0
Grant Maxey, Start	16	126 7.9
Kenny Byrd, Scott	17	133 7.8
Jordan Bonczak, Central	18	139 7.7
B.J. Raymond, St. John's	19	145 7.6
Darion Griffin, Scott	19	140 7.4
William Buford, Libbey	19	137 7.2
Sam Easton, Central	18	130 7.2
Nate Miles, Libbey	19	130 6.8
Brent Jones, Rogers	16	105 6.6
Anthony Pettaway, Bowsher	18	108 6.0
Marcus Outlaw, Libbey	19	108 5.7
L.B. McNeal, St. Francis	19	104 5.5
DeRon Williams, Rogers	16	88 5.5
Andre Thompson, Whitner	18	87 5.4
Willi Armstrong, Rogers	16	81 5.1
Paris Edwards, Rogers	14	70 5.0
Kevin Koger, Whitner	19	95 5.0

Blade boys basketball poll

DIVISION I

1. St. John's (1)17-3
2. Libbey (3)14-6
3. St. Francis (2)14-5
4. Scott (4)15-4
5. Tiffin Columbian15-4

DIVISION II

1. Port Clinton (1)12-7

DIVISION III

1. Archbold (1)18-1
2. Woodmore (2)17-2
3. Elmwood14-5
4. Evergreen13-6
5. Delta (4)13-6

DIVISION IV

1. Pettisville (2)18-1
2. Van Buren (3)18-2
3. Fost. St. Wendelin (5)16-3
4. Danbury (1)17-1
5. Continental16-3

Last week's rankings in parentheses. The poll ranks schools located within an 11-county circulation area: Defiance, Fulton, Hancock, Henry, Lucas, Ottawa, Putnam, Sandusky, Seneca, Williams and Wood. Also included are Hardin Northern from Hardin County and Mohawk from Wyandot County.

Northern Lakes League

League	Overall
Perrysburg	13-1 16-4
Maumee	11-3 15-5
Bowling Green	11-3 14-6
Anthony Wayne	8-6 10-9
Southview	6-8 9-11
Springfield	5-9 9-10
Rosford	1-13 4-16
Northview	1-13 1-19

SCORING LEADERS

G	PTS	AVG
Ryan Hoehner, Bowling Green	19	329 17.3
Lavorie Dawson, Maumee	19	313 16.5
Kris Koval, Anthony Wayne	18	280 15.6
Scott Perkins, Perrysburg	19	283 15.4
Fletcher Noble, Springfield	18	273 15.2
Brent Papaniutes, Anthony Wayne	18	247 13.7
Andy Dybala, Maumee	19	237 12.5
Jeremiah Kollar, Bowling Green	19	233 12.3
Tyler Windeman, Perrysburg	19	220 12.1
Sean Kenery, Rosford	19	225 11.8
Tony Zacharias, Anthony Wayne	18	206 11.6
Jason Rager, Perrysburg	19	207 10.9
Jason Duly, Rosford	19	196 10.3
Josh Murchison, Southview	18	180 10.0
Sam Myers, Northview	19	184 9.7
Matt Wade, Northview	19	182 9.6
Derek Andrzejczak, Northview	19	178 9.4
Jamie Casey, Perrysburg	18	165 9.2

REBOUNDING LEADERS

G	REB	AVG
Andy Dybala, Maumee	19	203 10.7
Kris Koval, Anthony Wayne	18	144 8.0
Tyler Windeman, Perrysburg	19	129 6.8
Louden Hammersmith, BG	19	120 6.3
John Sladky, Perrysburg	19	110 5.8
Scott Perkins, Perrysburg	19	108 5.7
Sean Kenery, Rosford	18	101 5.6
Brad Zarembski, Springfield	15	79 5.3
Josh Murchison, Southview	18	82 5.1
Derite Pyles, Rosford	12	61 5.1
Brent Papaniutes, Anthony Wayne	18	90 5.0
Tony Zacharias, Anthony Wayne	18	90 5.0

Suburban Lakes League

League	Overall
Woodmore	12-2 18-2
Elmwood	12-2 15-5
Gibsonburg	9-5 13-7
Otsego	9-5 12-8
Eastwood	7-7 10-10
Lake	3-11 6-14
Genoa	3-11 5-15
Lakota	1-13 4-16

NWOAL

League	Overall
Archbold	7-1 18-1
Liberty Center	7-1 13-7
Delta	6-2 14-6
Evergreen	4-4 13-6
Patrick Henry	4-4 11-9
Wauseon	4-4 9-11
Montpelier	3-5 7-13
Bryan	1-7 4-16
Swanton	0-8 3-17

TAAC

League	Overall
Danbury	12-0 18-1
Ottawa Hills	8-4 12-8
Toledo Christian	7-4 13-6
Cardinal Strick	7-5 11-9
Emmanuel Baptist	4-8 9-11
Northwood	2-10 4-16
Maumee Valley	1-10 5-13

Sandusky Bay Conference

League	Overall
Huron	10-3 13-5
Port Clinton	8-5 12-7
Oak Harbor	7-6 8-11
Edison	6-7 10-9
Margaretta	6-7 8-11
Clyde	6-7 7-12
Sandusky Perkins	5-8 7-12
Sandusky St. Mary	4-9 4-15

Midland Athletic League

League	Overall
Fostoria St. Wendelin	8-1 16-3
Tiffin Calvert	8-1 14-4
Hopewell-Loudon	7-3 11-8
Fremont St. Joseph	6-3 12-7
New Fiegel	6-3 12-7
Mohawk	5-4 8-10
Seneca East	3-6 8-11
Carey	3-6 6-12
North Baltimore	3-6 6-12
Old Fort	1-8 5-14
Bettsville	0-9 1-18

Other Northwest Ohio

Overall	
Tiffin Columbian	15-4
Findlay	11-8
Ottawa-Glandorf	8-11
Napoleon	7-11
Defiance	7-12
Fremont Ross	7-12
Monclova Christian	7-12
Bellevue	5-13
Fostoria	2-17

GREATER BUCKEYE CONFERENCE BOYS BASKETBALL STANDING!

	GBC	ALL	PTS	OPP
Lima Senior	9-1	17-3	1338	1117
Findlay	7-3	11-9	1018	996
Fremont Ross	6-4	8-12	1080	1121
Sandusky	4-6	10-10	1190	1179
Napoleon	4-6	8-12	952	1022
Harding	0-10	5-15	1108	1225

26-Nov-04

Fostoria 52, Findlay 70
Napoleon 64, Defiance 48
Toledo Libbey 62, Sandusky 78
Bowling Green 62, Fremont Ross 56

27-Nov-04

Harding 48, Fostoria 53
Toledo Rogers 63, Findlay 68
Defiance 51, Lima Senior 86
Fairview 72, Napoleon 65
Fremont Ross 46, St. John's 81

30-Nov-04

Whetstone 59, Harding 67

3-Dec-04

Fremont Ross 46, Harding 40
Sandusky 51, Findlay 57
Lima Senior 56, Napoleon 38

4-Dec-04

Findlay 50, Defiance 52
Van Wert 68, Napoleon 49
Fremont Ross 57, Toledo Waite 54

11-Dec-04

Findlay 53, Harding 31
Lima Senior 53, Fremont Ross 46
Napoleon 66, Sandusky 75

14-Dec-04

Delaware Hayes 55, Harding 48
Lima Central Catholic 38, Lima Senior 53
Napoleon 50, Wauseon 39

17-Dec-04

Harding 67, Sandusky 92
Findlay 41, Lima Senior 64
Fremont Ross 52, Napoleon 49

18-Dec-04

Lima Senior 63, Middletown 42
Willard 64, Fremont Ross 58

21-Dec-04

Harding 51, Lima Senior 70
Napoleon 42, Findlay 54
Sandusky 99, Fremont Ross 100 (20T)

26-Dec-04

Fremont Ross 56, Bowling Green 62

27-Dec-04

Lima Senior 73, Springfield North 58

28-Dec-04

Harding 62, Colubmus Briggs 65
Lima Senior 70, Celina 64
Patrick Henry 65, Napoleon 77
North Olmstead 74, Sandusky 68

29-Dec-04

Harding 68, Columbus West 59

30-Dec-04

Toledo Woodward 28, Findlay 32
Sandusky 54, Mansfield Senior 73

4-Jan-05

Harding 59, Big Walnut 47
Findlay 42, Toledo Whitmer 48
Toledo St. Francis 51, Fremont Ross 49

7-Jan-05

Napoleon 73, Harding 71 (OT)
Fremont Ross 58, Findlay 63

8-Jan-05

11-Jan-05

Findlay 49, Toledo Scott 60
Sandusky 71, Avon Lake 54

14-Jan-05

Harding 48, Fremont Ross 51
Findlay 57, Sandusky 52
Napoleon 39, Lima Senior 58

15-Jan-05

Mount Vernon 53, Harding 33
Toledo Start 40, Findlay 38
Napoleon 37, Holgate 40

18-Jan-05

Fremont Ross 48, Toledo Bowsher 61
Lima Senior 84, Troy 76 (OT)

21-Jan-05

Findlay 38, Cleveland St. Ignatius 65

25-Jan-05

Fremont Ross 51, Lima Senior 67
Sandusky 64, Napoleon 73

28-Jan-05

Sandusky 83, Harding 67
Lima Senior 58, Findlay 75
Napoleon 23, Fremont Ross 49

29-Jan-05

Buckeye Valley 42, Harding 56
Toledo St. Francis 47, Findlay 44
Akron St. Vincent/St. Mary 77, Lima Senior 82
Napoleon 41, Ottawa Glandorf 49
Fremont Ross 72, Northview 50
Sandusky 63, Norwalk 61

1-Feb-05

Bryan 57, Napoleon 51

3-Feb-05

Tiffin Columbian 57, Sandusky 59

4-Feb-05

Findlay 52, Harding 38

5-Feb-05

Dayton Stivers 80, Harding 69
Lima Shawnee 46, Findlay 48
Lima Senior 72, Toledo Libbey 90
Sandusky 53, Toledo Bowsher 74

8-Feb-05

Toledo Scott 58, Lima Senior 49
Napoleon 49, Archbold 56
Fremont Ross 58, Toledo Rogers 60
Toledo Whitmer 59, Sandusky 83

11-Feb-05

Lima Senior 63, Sandusky 54

12-Feb-05

Lima Senior 65, Harding 47
Findlay 44, Napoleon 50
Fremont Ross 71, Sandusky 77

15-Feb-05

Sandusky 78, Huron 64

18-Feb-05

Harding 61, Napoleon 69
Sandusky 59, Lima Senior 87
Findlay 43, Fremont Ross 51

19-Feb-05

Harding 77, Kenton 60
Toledo Start 62, Lima Senior 65
Holland Springfield 49, Napoleon 43

SCORING	G	PTS	AVG
Greg Garrett, Sand	18	335	18.61
Travis Walton, LS	20	351	17.55
Brad Sutton, Findlay	20	321	16.05
Aaron Pitts, Harding	20	319	15.95
Larry Ward, Nap	20	296	14.80
Fred Shearon, Fremont	20	273	13.65
Tommy Conley, Hard	20	252	12.60
Zack Kraus, Findlay	20	238	11.90
Keith Jackson, LS	20	226	11.30
Christopher McLellan, LS	20	221	11.05

3-POINT SHOOTING	FGA	FGM	PCT
Chez Logan, Sand	24	14	58.33%
Joe Diller, Fremont	50	23	46.00%
Alex Raymond, Findlay	82	37	45.12%
Greg Garrett, Sand	28	11	39.29%
Dustin Smith, Nap	72	27	37.50%
Travis Walton, LS	67	25	37.31%
Mark Lately, Sand	38	14	36.84%
Jessie Wohl, Findlay	33	12	36.36%
Brad Sutton, Findlay	40	14	35.00%
Travey Wolverton, Fre	75	26	34.67%

REBOUNDING	G	OR	DR	TOTAL	AVG
Keith Jackson, LS	20	73	98	171	8.55
Brad Sutton, Findlay	20	34	116	150	7.50
Fred Shearon, Fre	20	41	96	137	6.85
Travis Walton, LS	20	36	100	136	6.80
Greg Garrett, Sand	18	72	49	121	6.72
Adam Gries, Fre	20	33	97	130	6.50
Denarea Swain, Sand	17	44	55	99	5.82
Aaron Pitts, Hard	20	47	69	116	5.80
Jeremy Davis, Napoleon	20	41	71	112	5.60
Andrew Leddy, Findlay	20	41	63	104	5.20

STEALS	G	STLS	AVG
Travis Walton, LS	20	52	2.60
Dathan Lyles, LS	18	44	2.44
Alex Bircher, Napoleon	20	38	1.90
Aaron Pitts, Hard	20	35	1.75
Brandon Cooks, LS	20	35	1.75
Christopher McLellan, LS	20	30	1.50
Robert Reese, Hard	18	25	1.39
Zack Kraus, Findlay	20	25	1.25
Brandon Hammock, Hard	20	25	1.25
Zak Kruse, Nap	20	25	1.25

FIELD GOAL SHOOTING	FGA	FGM	PCT
Fred Shearon, Fremont	168	117	69.64%
Keith Jackson, LS	131	80	61.07%
Kelsey Williams, Sand	151	87	57.62%
Denarea Swain, Sand	131	75	57.25%
Brad Sutton, Findlay	200	113	56.50%
Adam Gries, Fremont	162	91	56.17%
Greg Garrett, Sand	230	128	55.65%
Randon Dyer, Harding	72	38	52.78%
Bryce Ebron, Sand	137	71	51.82%
Chaz Logan, Sand	78	39	50.00%

FREE THROW SHOOTING	FTA	FTM	PCT
Joe Diller, Fremont	37	29	78.38%
Brad Sutton, Findlay	106	81	76.42%
Brian Smith, Hard	23	17	73.91%
Larry Ward, Napoleon	67	49	73.13%
Chad Damman, Napoleon	39	28	71.79%
Zack Kraus, Findlay	94	67	71.28%
Travey Wolverton, Fre	31	22	70.97%
Bryce Ebron, Sand	26	18	69.23%
Christopher, McLellan, LS	45	31	68.89%
Keith Jackson, LS	96	66	68.75%

ASSISTS	G	ASTS	AVG
Zack Kraus, Findlay	20	96	4.80
Travis Walton, LS	20	83	4.15
Jesse Wohl, Findlay	14	46	3.29
Dathan Lyles, LS	18	46	2.56
Cory Clayton, Fremont	20	52	2.60
Tommy Conley, Hard	20	50	2.50
Aaron Pitts, Hard	20	49	2.45
Travey Wolverton, Fre	20	47	2.35
Chad Damman, Nap	20	46	2.30
Aaron Opelt, Fre	12	27	2.25

Harding		G	FGA	FGM	PCT	TPA	TPM	PCT	FTA	FTM	PCT	PTS	AVG	OR	DR	TR	AVG	AST	AVG	STL	AVG
Brian Smith	17	38	12	0.32	16	2	0.13	23	17	0.74	43	2.53	15	36	51	3.00	12	0.71	11	0.65	
Kory Kirkpatrick	20	81	23	0.28	65	19	0.29	5	3	0.60	68	3.40	6	11	17	0.85	34	1.70	10	0.50	
Phillip Haddad	20	54	24	0.44	5	0	0.00	37	19	0.51	67	3.35	31	32	63	3.15	10	0.50	19	0.95	
Cody Hecker	19	28	11	0.39	21	9	0.43	4	2	0.50	33	1.74	4	7	11	0.58	8	0.42	7	0.37	
Tommy Conley	20	229	88	0.38	144	47	0.33	44	29	0.66	252	12.60	14	50	64	3.20	50	2.50	23	1.15	
Robert Reese	18	134	54	0.40	61	21	0.34	15	8	0.53	137	7.61	0	8	8	0.44	37	2.06	25	1.39	
Aaron Pitts	20	275	121	0.44	36	10	0.28	102	67	0.66	319	15.95	47	69	116	5.80	49	2.45	35	1.75	
Randon Dyer	20	72	38	0.53	3	0	0.00	22	10	0.45	86	4.30	34	40	74	3.70	17	0.85	19	0.95	
Brendan Hammock	20	76	38	0.50	0	0	###	37	14	0.38	90	4.50	33	23	56	2.80	21	1.05	25	1.25	
Patrick Jones	3	1	1	1.00	0	0	###	0	0	###	2	0.67	0	0	0	0.00	0	0.00	0	0.00	
Brady Greenwood	6	2	2	1.00	0	0	###	4	3	0.75	7	1.17	1	0	1	0.17	0	0.00	0	0.00	
Cheryl McDuffie	2	3	2	0.67	0	0	###	0	0	###	4	2.00	2	1	3	1.50	1	0.50	0	0.00	
Harding Team Stats	20	993	414	0.42	351	108	0.31	293	172	0.59	1108	55.40	187	277	464	23.20	239	11.95	174	8.70	
Opponent	20	993	464	0.47	232	77	0.33	382	235	0.62	1240	62.00	207	318	525	26.25	229	11.45	183	9.15	

Lima Senior		G	FGA	FGM	PCT	TPA	TPM	PCT	FTA	FTM	PCT	PTS	AVG	OR	DR	TR	AVG	AST	AVG	STL	AVG
Ryan Mathews	14	16	9	0.56	8	3	0.38	3	3	1.00	24	1.71	0	2	2	0.14	4	0.29	0	0.00	
Dathan Lyles	18	168	73	0.43	73	20	0.27	34	20	0.59	186	10.33	38	34	72	4.00	46	2.56	44	2.44	
Travis Walton	20	271	124	0.46	67	25	0.37	116	78	0.67	351	17.55	36	100	136	6.80	83	4.15	52	2.60	
Patrick Tucker	10	25	14	0.56	6	1	0.17	6	4	0.67	33	3.30	2	13	15	1.50	1	0.10	3	0.30	
Christopher McLellan	20	196	77	0.39	108	36	0.33	45	31	0.69	221	11.05	12	30	42	2.10	15	0.75	30	1.50	
Keith Jackson	20	131	80	0.61	1	0	0.00	96	66	0.69	226	11.50	73	98	171	8.55	15	0.75	20	1.00	
Marlon Godsey	16	48	20	0.42	2	1	0.50	22	12	0.55	53	3.31	24	26	50	3.13	2	0.13	12	0.75	
Brandon Cooks	20	141	65	0.46	25	7	0.28	43	30	0.70	167	8.35	20	26	46	2.30	17	0.85	35	1.75	
Jasper Ellis	16	14	4	0.29	0	0	###	6	4	0.67	12	0.75	4	12	16	1.00	5	0.31	5	0.31	
Robert Phillips	16	6	1	0.17	1	0	0.00	4	1	0.25	3	0.19	3	9	12	0.75	1	0.06	2	0.13	
Pughesley Smith	8	10	5	0.50	5	0	0.00	0	0	###	10	1.25	0	2	2	0.25	2	0.25	0	0.00	
Smith	10	22	6	0.27	2	2	1.00	2	2	1.00	16	1.60	2	5	7	0.70	4	0.40	7	0.70	
Perkins	18	7	0	0.00	2	0	0.00	4	2	0.50	2	0.11	5	4	9	0.50	1	0.06	2	0.11	
Lima Team Stats	20	1055	478	0.45	300	95	0.32	381	253	0.66	1304	65.20	242	396	638	31.90	196	9.80	212	10.60	
Opponent	20	976	411	0.42	305	90	0.30	313	199	0.64	1111	55.55	231	368	599	29.95	186	9.30	121	6.05	

Sandusky		G	FGA	FGM	PCT	TPA	TPM	PCT	FTA	FTM	PCT	PTS	AVG	OR	DR	TR	AVG	AST	AVG	STL	AVG
Mike Morris	18	21	9	0.43	0	0	###	5	1	0.20	19	1.06	8	14	22	1.22	21	1.17	0	0.00	
Kelsey Williams	19	151	87	0.58	0	0	###	48	24	0.50	198	10.42	45	45	90	4.74	10	0.53	0	0.00	
Mark Lately	18	138	61	0.44	38	14	0.37	32	12	0.38	148	8.22	20	25	45	2.50	12	0.67	0	0.00	
Greg Garrett	18	230	128	0.56	28	11	0.39	107	68	0.64	335	18.61	72	49	121	6.72	26	1.44	0	0.00	
Denarea Swain	17	131	75	0.57	0	0	###	42	24	0.57	174	10.24	44	55	99	5.82	17	1.00	0	0.00	
Bryce Ebron	18	137	71	0.52	30	9	0.30	26	18	0.69	169	9.39	23	35	58	3.22	14	0.78	0	0.00	
Daniel Williams	18	119	50	0.42	53	18	0.34	24	11	0.46	129	7.17	18	28	46	2.56	32	1.78	0	0.00	
Jordan Edwards	16	12	3	0.25	3	1	0.33	6	3	0.50	10	0.63	5	5	10	0.63	6	0.38	0	0.00	
A.J. Zoellner	10	5	1	0.20	0	0	###	3	3	1.00	5	0.50	1	1	2	0.20	0	0.00	0	0.00	
Chaz Logan	16	78	39	0.50	24	14	0.58	28	19	0.68	111	6.94	12	13	25	1.56	10	0.63	0	0.00	
Others	32	10	0.31	8	2	0.25	9	6	0.67	28	0	0	10	8	18	2	0	0	0	0	
Sandusky Team stats	19	1054	534	0.51	184	69	0.38	330	189	0.57	1326	69.79	258	278	536	28.21	150	7.89	0	0.00	

G	FGA	FGM	PCT	TPA	TPM	PCT	FTA	FTM	PCT	PTS	AVG	OR	DR	TR	AVG	AST	AVG	STL	AVG
16	43	23	0.53	0	0	###	19	9	0.47	55	3.44	16	40	56	3.50	10	0.63	11	0.69
20	182	83	0.46	21	5	0.24	94	67	0.71	238	11.90	12	43	55	2.75	96	4.80	25	1.25
17	11	1	0.09	6	1	0.17	2	2	1.00	5	0.29	3	6	9	0.53	3	0.18	1	0.06
19	23	9	0.39	7	3	0.43	25	11	0.44	32	1.68	4	13	17	0.89	16	0.84	6	0.32
20	19	6	0.32	15	4	0.27	6	5	0.83	21	1.05	3	5	8	0.40	2	0.10	5	0.25
14	66	28	0.42	33	12	0.36	14	13	0.93	81	5.79	9	43	52	3.71	46	3.29	12	0.86
20	101	46	0.46	82	37	0.45	7	3	0.43	132	6.60	12	28	40	2.00	31	1.55	13	0.65
6	1	0	0.00	0	0	###	2	1	0.50	1	0.17	0	1	1	0.17	0	0.00	0	0.00
20	98	35	0.36	23	7	0.30	59	37	0.63	114	5.70	41	63	104	5.20	23	1.15	12	0.60
20	200	113	0.57	40	14	0.35	106	81	0.76	321	16.05	34	116	150	7.50	23	1.15	20	1.00
12	7	3	0.43	0	0	###	11	7	0.64	13	1.08	5	10	15	1.25	0	0.00	0	0.00
3	0	0	###	0	0	###	2	1	0.50	1	0.33	0	1	1	0.33	0	0.00	0	0.00
1	1	1	1.00	###	###	###	0	0	###	2	2.00	0	0	0	0.00	0	0.00	0	0.00
20	752	348	0.46	227	83	0.37	347	237	0.68	1016	50.80	139	369	508	25.40	250	12.50	105	5.25
20	917	376	0.41	291	88	0.30	255	156	0.61	996	49.80	157	260	417	20.85				

Indy Team totals
Opponent

G	FGA	FGM	PCT	TPA	TPM	PCT	FTA	FTM	PCT	PTS	AVG	OR	DR	TR	AVG	AST	AVG	STL	AVG
20	265	105	0.40	113	37	0.33	67	49	0.73	296	14.80	17	42	59	2.95	42	2.10	24	1.20
20	184	88	0.48	21	3	0.14	49	32	0.65	211	10.55	41	71	112	5.60	19	0.95	15	0.75
20	102	50	0.49	42	12	0.29	79	48	0.61	160	8.00	28	32	60	3.00	43	2.15	38	1.90
20	101	45	0.45	72	27	0.38	20	10	0.50	127	6.35	17	35	52	2.60	15	0.75	10	0.50
20	82	40	0.49	25	10	0.40	39	28	0.72	118	5.90	18	42	60	3.00	46	2.30	17	0.85
20	57	19	0.33	6	1	0.17	25	12	0.48	51	2.55	23	37	60	3.00	40	2.00	25	1.25
19	55	14	0.25	33	8	0.24	16	11	0.69	47	2.47	10	16	26	1.37	5	0.26	4	0.21
20	24	11	0.46	0	0	###	10	5	0.50	27	1.35	21	19	40	2.00	3	0.15	3	0.15
14	12	4	0.33	6	1	0.17	4	4	1.00	13	0.93	1	1	2	0.14	6	0.43	2	0.14
17	21	10	0.48	8	4	0.50	18	7	0.39	31	1.82	8	13	21	1.24	8	0.47	14	0.82
4	0	0	###	0	0	###	2	1	0.50	1	0.25	0	0	0	0.00	0	0.00	0	0.00
4	0	0	###	0	0	###	0	0	###	0	0.00	1	0	1	0.25	2	0.50	0	0.00
8	1	0	0.00	###	###	###	2	0	0.00	0	0.00	0	2	2	0.25	0	0.00	0	0.00
20	904	386	0.43	326	103	0.32	331	207	0.63	1082	54.10	185	310	495	24.75	229	11.45	152	7.60

Fremont Team totals
Opponent

G	FGA	FGM	PCT	TPA	TPM	PCT	FTA	FTM	PCT	PTS	AVG	OR	DR	TR	AVG	AST	AVG	STL	AVG
20	53	27	0.51	12	4	0.33	19	9	0.47	67	3.35	9	29	38	1.90	38	1.90	4	0.20
19	51	16	0.31	36	8	0.22	4	2	0.50	42	2.21	5	12	17	0.89	16	0.84	7	0.37
12	60	27	0.45	19	8	0.42	27	13	0.48	75	6.25	11	17	28	2.33	27	2.25	12	1.00
10	44	12	0.27	31	6	0.19	13	6	0.46	36	3.60	8	8	16	1.60	13	1.30	5	0.50
20	118	43	0.36	75	26	0.35	31	22	0.71	134	6.70	13	32	45	2.25	47	2.35	15	0.75
20	83	31	0.37	33	10	0.30	35	22	0.63	94	4.70	8	41	49	2.45	52	2.60	14	0.70
10	9	4	0.44	4	0	0.00	0	0	###	8	0.80	0	3	3	0.30	1	0.10	0	0.00
7	7	3	0.43	0	0	###	2	2	1.00	8	1.14	4	6	10	1.43	4	0.57	1	0.14
20	162	91	0.56	6	2	0.33	55	35	0.64	219	10.95	33	97	130	6.50	25	1.25	3	0.15
10	3	0	0.00	0	0	###	2	0	0.00	0	0.00	0	4	4	0.40	0	0.00	1	0.10
20	168	117	0.70	0	0	###	66	39	0.59	273	13.65	41	96	137	6.85	23	1.15	8	0.40
20	115	57	0.50	50	23	0.46	37	29	0.78	166	8.30	20	62	82	4.10	32	1.60	6	0.30
1	1	1	1.00	###	###	###	0	0	###	2	2.00	1	2	3	3.00	0	0.00	0	0.00
20	874	429	0.49	266	87	0.33	291	179	0.62	1124	56.20	153	409	562	28.10	278	13.90	76	3.80
20	1030	422	0.41	290	96	0.33	341	221	0.65	1161	58.05	176	254	430	21.50	208	10.40	150	7.50

Fremont Team totals
Opponent

2005 Statewide Tournament Brackets

NOTE: Brackets will be posted the week of Feb. 7., once ALL districts across the state have drawn.

2005 State Tournament Information

- **Schedule**

Thursday, March 17 - Semifinals

click on match-up to view line-up and box scores

10:45 a.m. - Division II Game #1

(23-3) Wooster Triway 71 def. (11-15) Columbus Linden McKinley 70 Final

2:00 p.m. - Division II Game #2

(26-0) Upper Sandusky 95 def. (22-5) Dayton Dunbar 90 Final

5:15 p.m. - Division IV Game #1

(21-5) Cleveland Hts. Lutheran East 86 vs. (21-5) Minster 84 Final

8:30 p.m. - Division IV Game #2

(26-1) Columbus Africentric Secondary 61 def. (22-4) Continental 45 Final

Friday, March 18 - Semifinals

10:45 a.m. - Division III Game #1

(26-1) Cincinnati North College Hill 75 def. (22-4) Loudonville 42 Final

2:00 p.m. - Division III Game #2

(26-0) Ironton 70 def. (24-2) Archbold 66 Final

5:15 p.m. - Division I Game #1

(25-1) Canton McKinley 73 def. (24-2) Mansfield Senior 61 Final

8:30 p.m. - Division I Game #2

(21-5) Cincinnati St. Xavier 43 def. (22-4) Cincinnati Archbishop Moeller 41 Final

Saturday, March 19 - Finals

10:45 a.m. - Division II

(27-0) Upper Sandusky 94 def. (23-4) Wooster Triway 86 Final

2:00 p.m. - Division IV

(27-1) Columbus Africentric 74 def. (21-6) Cleveland Hts. Lutheran East 66 Final

5:15 p.m. - Division III

(27-1) Cincinnati North College Hill 71 def. (26-1) Ironton 65 Final

8:30 p.m. - Division I

(25-1) Canton McKinley 51 vs. (21-5) Cincinnati St. Xavier 42 Final

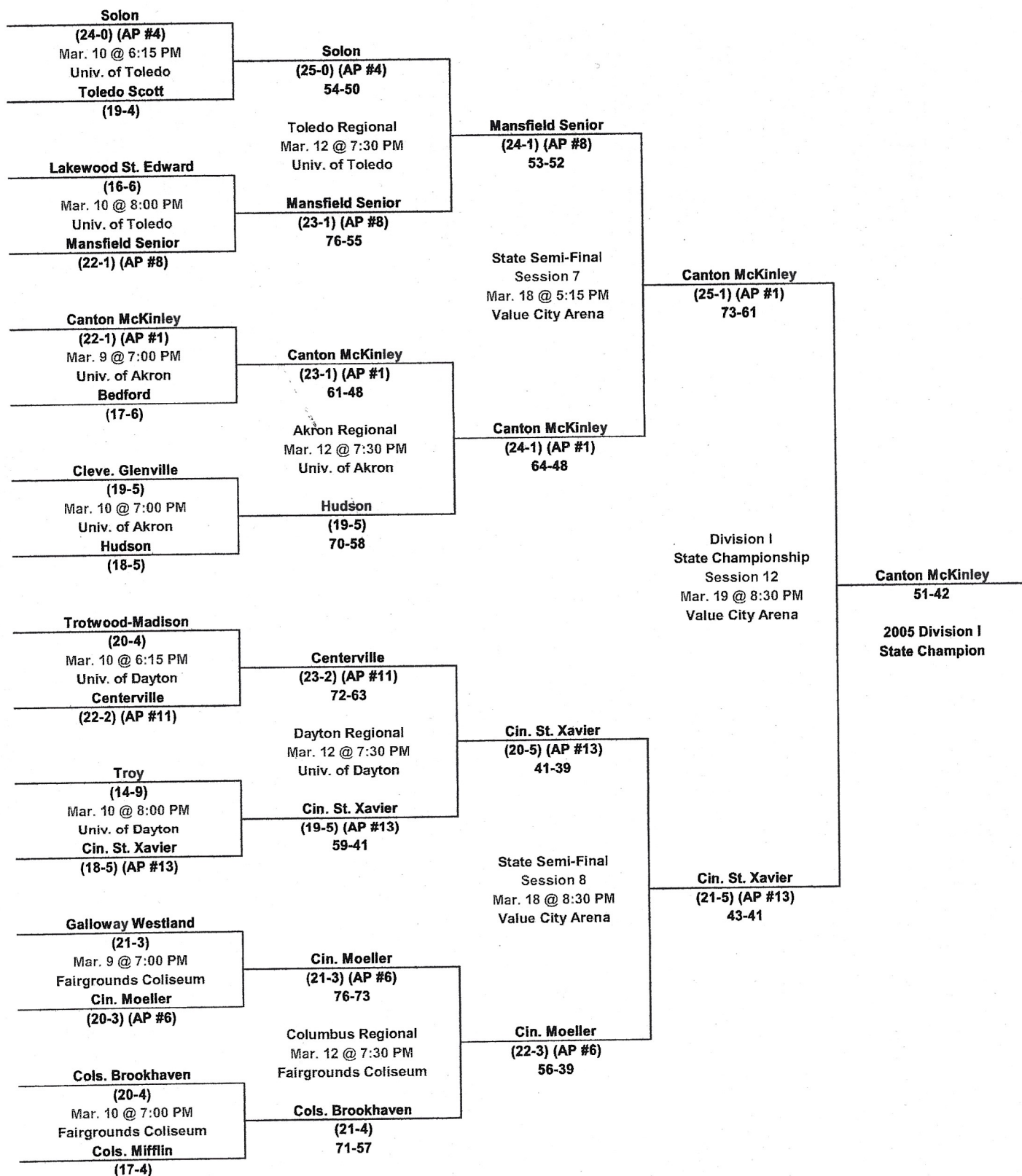
2005 Division I Final AP Poll

Ranking	Team	Tournament Status
1	Canton McKinley	STATE CHAMPIONS
2	Springfield South	Lost District Final 49-47 to Cin. St. Xavier
3	Warren Harding	Lost District Final 84-41 to Canton McKinley
4	Solon	Lost Regional Final 53-52 to Mansfield Senior
5	Toledo St. John's	Lost District Final 64-62 to Toledo Scott
6	Cin. Moeller	Lost State Semi 43-41 to Cin. St. Xavier
7	North Canton Hoover	Lost District Semi 45-43 to Warren Harding
8	Mansfield Senior	Lost State Semi 73-61 to Canton McKinley
9	Lima Senior	Lost District Final 63-46 to Mansfield Senior
10	Lakota East	Lost Sectional Final 63-56 to Cin. Colerain
11	Centerville	Lost Regional Final 41-39 to Cin. St. Xavier
12	Cin. Princeton	Lost District Semi 58-56 to Cin. LaSalle
13	Cin. St. Xavier	Lost State Final 51-42 to Canton McKinley
14	Springboro	Lost District Semi 60-50 to Trotwood-Madison
15	Dublin Coffman	Lost District Final 58-55 2OT to Cois. Brookhaven
16	Lancaster	Lost District Semi 53-47 to Galloway Westland

2005 Division II Final AP Poll

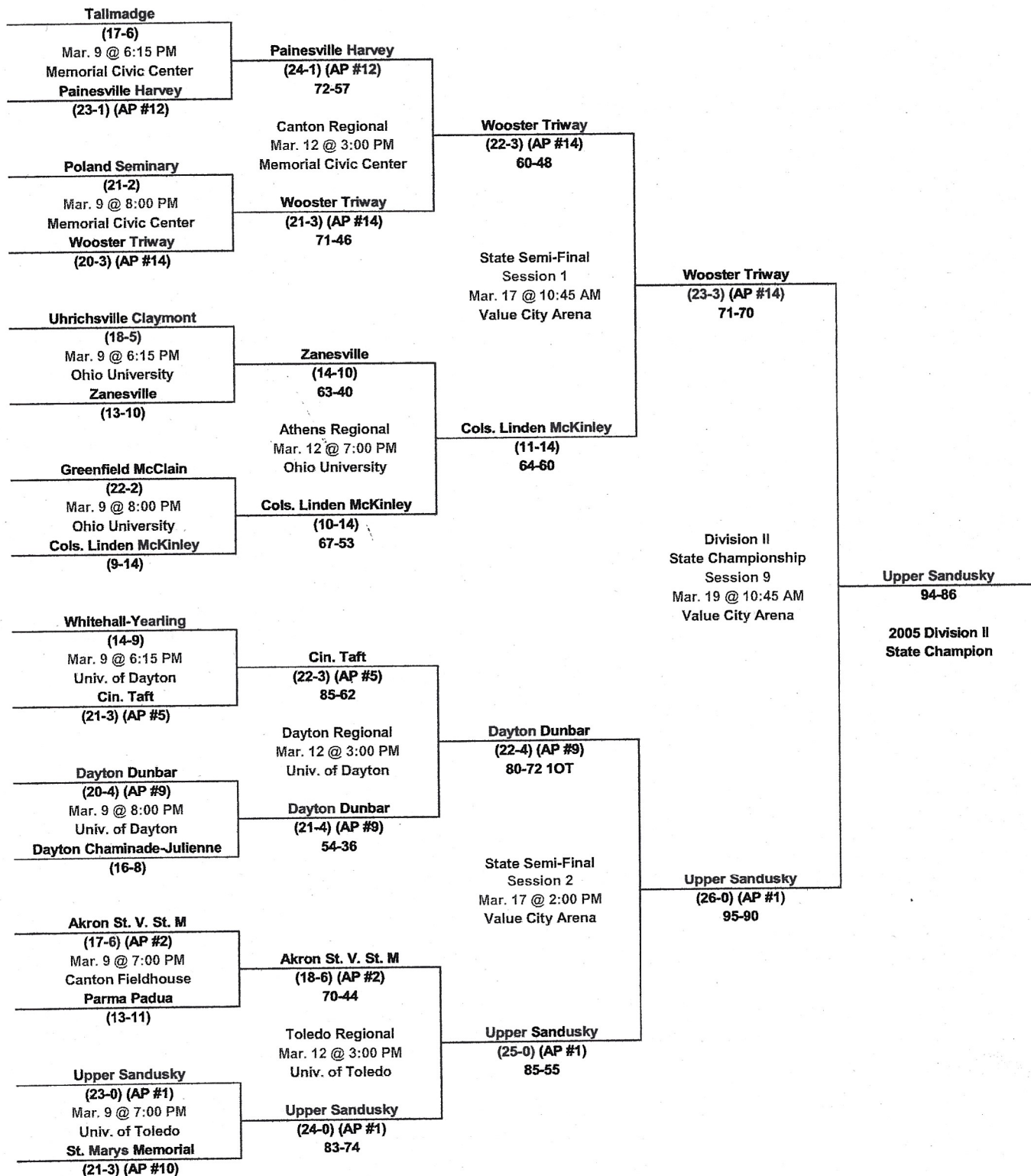
Ranking	Team	Tournament Status
1	Upper Sandusky	STATE CHAMPIONS
2	Akron St. V. St. M	Lost Regional Final 85-55 to Upper Sandusky
3	Akron Buchtel	Lost District Final 69-60 to Akron St. V. St. M
4	Cuyahoga Falls Walsh Jesuit	Lost District Final 56-51 1OT to Tallmadge
5	Cin. Taft	Lost Regional Final 80-72 1OT to Dayton Dunbar
5	St. Paris Graham	Lost Sectional Final 53-45 to Benjamin Logan
7	Cambridge	Lost District Final 40-39 to Uhrichsville Claymont
8	East Liverpool	Lost District Final 68-63 to Zanesville
9	Dayton Dunbar	Lost State Semi 95-90 to Upper Sandusky
10	St. Marys Memorial	Lost Regional Semi 83-74 to Upper Sandusky
11	Willard	Lost District Semi 73-68 3OT to Norwalk
12	Orrville	Lost District Final 36-35 to Wooster Triway
12	Painesville Harvey	Lost Regional Final 60-48 to Wooster Triway
14	Akron Hoban	Lost District Semi 52-44 to Akron Buchtel
14	Wooster Triway	Lost State Final 94-86 to Upper Sandusky
16	Van Wert	Lost District Final 60-57 2OT to St. Marys Memorial
17	Elida	Lost Sectional Semi 54-51 2OT to Lima Shawnee

2005 OHSAA Boys Championship - Division I



Contest dates and time are subject to change. Please call the tournament site to verify any changes.
 Number following AP under school name indicates final Associated Press state ranking.
 Last Updated @ 8:32 AM on 03/20/05 by Bruce Gerber

2005 OHSAA Boys Championship - Division II



Contest dates and time are subject to change. Please call the tournament site to verify any changes.
 Number following school name indicates final Associated Press state ranking.
 Last Updated @ 8:33 AM on 03/20/05 by Bruce Gerber

Article published Wednesday, March 2, 2005

Prep basketball (All-District teams), ECHL, bowling

HIGH SCHOOL BASKETBALL

Boys
ALL-DISTRICT

DIVISION I

FIRST TEAM

B.J. Raymond, St. John's Jesuit, 6-foot-6, Sr., 20.8 points per game; Travis Walton, Lima Sr., 6-2, sr., 19.4; Zach Hillesland, St. John's Jesuit, 6-7, sr., 15.3; Darryl Roberts, St. Francis de Sales, 5-11, jr., 23.7; Jonathon Avery, Mansfield Sr., 6-5, sr., 16.7.
Players of the Year: Travis Walton, Lima Sr.; B.J. Raymond, St. John's.
Coach of the Year: Gregg Collins, Mansfield Sr.

SECOND TEAM

Robert Kisabeth, Tiffin Columbian, 6-5, sr., 12.7; Nate Miles, Libbey, 6-6, so., 19.5; Ryan Hoehner, Bowling Green, 6-4, jr., 17.0; Jones, Rogers, 6-0, sr., 21.8; Dominique Jones, Mansfield Madison, 6-3, sr., 16.0; Anthony Bell, Ashland, 6-2, jr., 19.1.

THIRD TEAM

Keith Jackson, Lima Sr., 6-9, sr., 11.8; Brad Sutton, Findlay, 6-6, sr., 16.6; Greg Garrett, Sandusky, 6-3, sr., 17.5; James Walcott, 13.9; Darrion Griffin, Scott, 6-4, sr., 15.2; Fred Shearon, Fremont Ross, 6-5, sr., 16.0; Rashad Reed, Mansfield Sr., 6-0, jr. Braun, Celina, 6-6, sr., 12.2.

HONORABLE MENTION

Andy Dybala, Maumee; Lamonte Dawson, Maumee; Dan Amato, Cent. Cath.; Jordan Bonczek, Cent. Cath.; Brett McDougale, Williams, Sandusky; Zack Kraus, Findlay; Derek Rinehart, Tiffin Columbian; Anthony Pettaway, Bowsher; Phillip Pearson, Liberty, Start; Andre Thompson, Whitmer; Kris Koval, Anthony Wayne; Brent Papenfuss, Anthony Wayne; Jeremiah Kollar, Boylston, Tyler Winkleman, Perrysburg; Scott Perkins, Perrysburg; Derrick Boyd, Mansfield Sr.; Daniel Hess, Ashland; Zach Maxey, Mansfield Madison; Eric Klosterman, Celina; Adam Gries, Fremont Ross; Chris Poellnitz, Libbey.

DIVISION II

FIRST TEAM

Jake Diebler, Upper Sandusky, 6-3, sr., 18.8; Jon Diebler, Upper Sandusky, 6-6, so., 24.9; Jimmy Langhurst, Willard, 5-10, jr. Holliday, Van Wert, 6-3, sr., 11.1; Wes Clark, St. Marys Memorial, 6-1, sr., 15.2.
Player of the Year: Jake Diebler, Upper Sandusky.
Coaches of the Year: Keith Diebler, Upper Sandusky; Josh Leslie, St. Marys Memorial.

SECOND TEAM

Greg Micheli, Upper Sandusky, 6-3, sr., 15.4; Stephen Hunter, Norwalk, 6-1, sr., 17.2; Jake Reckner, Wauson, 6-2, sr., 14.4; Eastwood, 6-3, sr., 20.6; JB Shuck, Galion, 6-0, sr., 20.7.

THIRD TEAM


Graham Wagner, Defiance, 6-4, sr., 17.6; Larry Ward, Napoleon, 5-11, sr., 14.7; Shane Johnston, Norwalk, 6-4, jr., 17.2; Jason Elida, 6-0, sr., 14.3; Rian Rainey, Van Wert, 6-0, sr., 14.9.

HONORABLE MENTION

Justin Francis, Port Clinton; Nick Tea, Clyde; Kyle Hallock, Sandusky Perkins; Brandon Oney, Willard; Dustin Mathias, Elida; Shelby; Dante Davis, Ontario; Adam Johns, St. Marys Memorial; Kevin Johnson, Willard; Jeff DeBlase, Bellevue; Nate William Perkins; Justin Tank, Oak Harbor; Sean Canary, Rossford; Matt Schlarb, Lexington; Corey Vossler, St. Marys Memorial; Victor Lexington; Marcus Hyde, Fostoria; Jordan Pothast, Ottawa-Glandorf; Austin McCormick, Wapakoneta; Jordan Swift, Lima Sh.

Fremont Little Giant Freshman Basketball Team Statistics 2004-2005													Overall Record
	Branddon McDonald #10	Fernando Cortez #12	Cameron Beckley #14	Anthony Walker #20	Jarrett Kollmann #22	Jared King #24	Phillip Weickert #32	Ryan Damman #34	Michael Spears #44	Nathan Almaguer #50	Josh Jones #52	Win/Loss	Overall Record
Bowling Green	X	0	0	14	0	7	4	2	1	2	0	Loss	0-1
Central Cath.	X	0	0	8	0	11	4	9	0	10	1	Loss	0-2
Marion	1	0	0	7	0	8	3	3	0	4	0	Loss	0-3
Tol. St. John's	4	0	0	4	0	11	0	0	0	4	3	Loss	0-4
Lima	1	2	0	12	2	8	0	2	5	6	2	Loss	0-5
Napoleon	7	0	0	3	0	4	2	0	1	1	2	Loss	0-6
Sandusky	1	0	0	9	2	7	0	2	5	0	0	Loss	0-7
Perrysburg	4	0	0	4	0	5	0	6	0	2	0	Loss	0-8
Tol. St. Francis	5	0	0	9	1	7	0	2	4	4	0	Loss	0-9
Marion	2	X	2	6	3	8	2	7	4	5	0	Loss	0-10
Tol. St. John's	3	0	0	4	0	8	3	8	6	2	0	Loss	0-11
Napoleon	0	3	0	7	X	6	0	2	X	4	0	Loss	0-12
Lima	2	1	X	4	X	2	4	5	X	5	2	Loss	0-13
Northview	0	0	X	6	X	10	2	6	X	4	X	Loss	0-14
Findlay	1	0	X	3	X	9	5	1	X	3	0	Loss	0-15
Sandusky	2	0	X	6	X	15	X	10	X	6	2	Loss	0-16
Findlay	5	5	X	3	X	21	0	14	X	4	1	Loss	0-17
Oregon Clay	7	0	X	16	X	7	0	11	X	4	0	Loss	0-18
Totals	45	11	2	125	8	154	29	90	25	70	13		
Per Game													
Scoring Ave.	2.8	.6	.2	6.9	.7	8.6	1.7	5	2.3	3.9	.8		
Season Fouls	35	7	0	45	4	38	15	15	14	39	19		
Fouls Per Game													
Average	2.2	.4	0	2.5	.4	2.1	.9	.8	1.3	2.2	1.1		
Season Foul													
Shooting %	13-30	6-7	0-3	39-64	3-4	26-54	3-6	12-30	10-20	16-40	3-20		
	43%	86%	0%	61%	75%	48%	50%	40%	50%	40%	15%		

2004 - 05 Fremont 7th Grade Purple Team Season Totals



		Winning Percentage		Points Scored Home		Points Scored Away		Total Points Scored		Points Scored		PPG	
		Won	Lost	Average	Fremont	Opponent	Average	Fremont	Opponent	Home	Away	Home	Away
		Percentage	Percentage	Average	PPG	PPG	Average	PPG	PPG	Points Scored	Points Scored	PPG	PPG
Home Record	1	0.200	4	30.2	230	261	32.9	381	435	0.0	0.0	0.0	0.0
Road Record	3	0.429	4	34.8	261	230	37.3	435	381	0.0	0.0	0.0	0.0
Overall Record	4	0.333	8										
Points Scored Home	151												
Fremont	174												
Opponent													
Average													
Points Scored Away													
Fremont													
Opponent													
Average													
Total Points Scored													
Fremont													
Opponent													
Average													
Points Scored Home													
Fremont													
Opponent													
Average													
Points Scored Away													
Fremont													
Opponent													
Average													
Points Scored													
Fremont													
Opponent													
Average													
PPG													
Fremont													
Opponent													
Average													

Player #	Player	Total Points	Games Played	PPG	Points Scored Home	Points Scored Away	PPG Home	PPG Away	Points Scored	PPG
13	Zac Foss	0	12	0.0	0	0	0.0	0.0	0	0.0
14	Cory Barren	77	12	6.4	37	40	7.4	5.7	40	5.7
24	Marcus Dayringer	61	12	5.1	26	35	5.2	5.0	35	5.0
32	Josh Ballenger	51	12	4.3	23	28	4.6	4.0	28	4.0
34	Justin Howell	67	12	5.6	21	46	4.2	6.6	46	6.6
35	Kyle Damman	13	12	1.1	2	11	0.4	1.6	11	1.6
40	Greg Smith	20	11	1.8	8	12	2.0	1.7	12	1.7
43	Will Horne	2	12	0.2	0	2	0.0	0.3	2	0.3
44	Cory Rorbacher	5	11	0.5	2	3	0.4	0.5	3	0.5
50	Dustin Logan	59	12	4.9	22	37	4.4	5.3	37	5.3
54	Brette Meirke	26	10	2.6	10	16	2.5	2.7	16	2.7

Seventh Grade White

Coach: Mike Price

Name	Quarters	FG's	FTA	FTM	%	Points
Rob Heberling	40	33	30	15	50.00%	84
Rubin Saldivar	47	27	15	6	40.00%	66
Eric Kingsborough	46	8	18	2	11.11%	18
Jordan Gilmore	38	47	23	10	43.48%	104
Darien Spann	49	11	11	4	36.36%	25
Cody Curry	22	0	0	0		0
Matt Price	27	2	2	1	50.00%	5
Cameron Hord	29	5	6	3	50.00%	13
Aaron Spencer	30	2	0	0		4
Ryan Berger	45	26	26	13	50.00%	45
Michael Stanley	43	15	17	4	23.53%	37

Eighth Grade Coaches

Coach: Ryan Smith

Coach: Doug Gahn

Special Thanks to our T-Shirt Sponsors

The Grund Drug Company

GEM Home Improvements

Sprouse Agency, Inc.

Art and Lisa Bucci

The Depot

Dr. and Mrs. Lee Moore

Dr. Jonathan F. Diller

Dr. Ralph W. Peters

WoodMoore Stables

Denny Shearon

The Fremont Company

Parker Investment and Insurance Services – Robert A. Parker

D-Ray's Bar-B-Q

Whitey's Diner

Tritch Door and Window, LLC

Edward Jones

Bowlus Trucking Company Inc.

Motion Controls Robotics

Bel-Aire Cleaners

Carbo Forge, Inc.

Fremont Fence and Guard Rail Company

Advantage

Classic Kitchen and Bath

Baumann

Mosser Construction

Hoffman's Machining and Repair, LLC

Erie Shore Propane

Croghan Colonial Bank

Old Fort Bank

