



Fremont Ross Basketball



2012-2013

**“It takes MORE to be a
LITTLE GIANT and
MORE is EXPECTED”**




FREMONT ROSS HIGH SCHOOL 2012 - 2013

VARSITY BOYS' BASKETBALL

<i>No.</i>	<i>Player's Name</i>	<i>Height</i>	<i>Position</i>	<i>Year</i>
3	Grant McConnell	6' 1"	Guard	10
5	Jalen Slick	5' 11"	Guard	10
11	Jack Gedeon	6' 4"	Guard/Forward	11
15	Chris Liggins	6'	Guard	10
21	Alex Metcalf	6'	Guard	12
23	Drew Starks	6'	Guard	12
25	Dylan Starks	6'	Guard/Forward	12
31	Jared Ballenger	6'	Forward	11
33	Tyler Wolf	6'	Forward	12
35	Alec Musser	6' 2"	Forward	11
41	Dylan Jagodzinski	6' 4"	Forward	11
43	Jarvis Jones	6' 5"	Center	11
45	Drew Solander	6' 3"	Center	11

Varsity Coach – Mark Gedeon
Assistant Coach – Kevin Horn
Assistant Coach – Kyle Tucker
Superintendent – Dr. Traci McCaudy
Principal – Dr. Jose Hernandez
Athletic Director – Mr. Chad Berndt




FREMONT ROSS HIGH SCHOOL 2012 - 2013

JUNIOR - VARSITY BOYS' BASKETBALL

<i>No.</i>	<i>Player's Name</i>	<i>Height</i>	<i>Position</i>	<i>Year</i>
3	Juwan Williams	5'	Guard	10
5	Caleb Costilla	5' 6"	Guard	11
11	James Wright	5' 5"	Guard	10
15	Chris Liggins	6'	Guard	10
21	Jalen Oman	5' 9"	Forward	10
23	Grant McConnell	6' 1"	Guard	10
25	Alil Hatter	5' 8"	Forward	10
31	Brody Chudzinski	5' 10"	Guard	9
33	Dominic Cominsky	5' 8"	Forward	10
35	Alec Musser	6' 2"	Forward	11
41	Jalen Slick	5' 11"	Guard	10
43	Cody Johnson	6' 3"	Forward	11
45	Tavarius Simms	6' 3"	Forward	9
53	Nate Rellinger	6' 1"	Forward	10

Varsity Coach – Mark Gedeon
Assistant Coach – Kevin Horn
Junior Varsity Coach – Kyle Tucker
Superintendent – Dr. Traci McCaudy
Principal – Dr. Jose Hernandez
Athletic Director – Mr. Chad Berndt



FREMONT ROSS HIGH SCHOOL 2012 - 2013

FRESHMAN BOYS' BASKETBALL

<i>No.</i>	<i>Player's Name</i>	<i>Height</i>	<i>Position</i>	<i>Year</i>
1	JaVonte Garza	5' 6"	Guard	9
5	Elijah Johnson	5' 10"	Forward	9
11	Jarren Hampton	5' 10"	Guard	9
13	T.J. Mason	5' 9"	Guard	9
15	Jermani Homler	6'	Guard/Forward	9
21	Dalton Welty	5' 6"	Guard	9
23	Dayvon Atkins	5' 5"	Guard	9
33	Kaleb Young	5' 10"	Forward	9
35	Tyree Jones	5' 11"	Guard/Forward	9
41	Demond Hill-Martin	5' 5"	Guard	9
43	Uriah Haun	5' 9"	Forward	9
45	Tre Bulger	5' 8"	Guard	9
51	Isaiah McDonald	5' 6"	Forward	9

9th Grade Coach – Ryan Croudup-Levario
Assistant Coach – Adam Bulger
Superintendent – Dr. Traci McCaudy
Principal – Dr. Jose Hernandez
Athletic Director – Mr. Chad Berndt

2012-2013 Season Summary

<u>Opponent</u>	<u>Score</u>	<u>Scoring</u>	<u>Rebounds</u>	<u>Assists</u>	<u>Steals</u>
at Waite	53-41	Alex 11	Jag 7	Drew/Dylan 3	Drew 5
at Clay	68-41	Jack, Drew, Wolf 11	Jack 10	Alex 6	Grant, Drew 3
at Start	66-60	Alex 14	Solander 9	Jack 7	Jack, Alex 2
St. John's	40-67	Jack 10	Jack 5	Jack 2	Jack 2
at Lima Sr.	71-61	Wolf 15	Jack 10	Drew 6	Drew 2
at Findlay	34-71	Jarvis 8	Drew 5	Jack, Al, Drew, Jar, Jones 1	Slick, Drew, Dylan 2
at Sandusky	60-50	Jag 18	Jack 12	Jack 7	Jack, Jared 2
Central Catholic	30-59	Alex, Wolf 8	Jag 5	Drew 3	Alex, Jared 1
St. Francis	56-42	Jack, Jag 12	Jack 11	Jack 4	Alex 4
Port Clinton	68-39	Alex 16	Jack 9	Drew 6	Drew 4
at Whitmer	44-69	Jack 10	Drew, Jared, Jones, Sol 4	Drew 3	Jack, Dylan 1
Willard	58-61 o.t.	Alex 16	Jag 6	Grant, Jack, Drew 2	Drew 7
Clay	56-48	Jack 14	Jack 8	Jack 4	Wolf 3
at St. John's	49-84	Alex 8	Jack 7	Drew 5	Drew 2
Lima Sr.	68-54	Alex 18	Jack 10	Drew 6	Dr. Dy. Wolf 1
at Fostoria	88-34	Wolf 17	Dr. Jar. Wolf. Jones. Sol 5	Drew 6	Alex 4
Findlay	37-35	Drew 13	Jack 9	Jack 5	Jack, Al, Dy 1
at Central Catholic	40-64	Jack 13	Jack, Jag 3	Alex 3	Jack 3
at St. Francis	40-35	Alex 14	Jack 6	Alex 3	Dylan, Jared 2
Sandusky	69-49	Wolf 11	Jack 8	Jack 6	Wolf 3
Tiffin	51-43	Alex 14	Jack 8	Jack, Wolf 4	Jack 4
Whitmer	44-69	Alex 21	Jack 7	Jack, Drew 2	Alex 2
# Perrysburg	36-48	Jag 12	Jack 7	Alex 5	Dylan 3

sectionals at Liberty-Benton High School

Season Leaders

Most Points: Alex Metcalf 234

Most Rebounds: Jack Gedeon 155

Most Assists: Jack Gedeon 71

Most Steals: Drew Starks 36

Most Blocked Shots: Jack Gedeon 43

Most Charges Taken: Dylan Starks 4

Most Post Feeds: Alex Metcalf 61

Most Points on Offensive Rebounds: Dylan Jagodzinski 32

Most Minutes: Jack Gedeon 544

Most 2 point attempts: Jarvis Jones 122

Most 2 point makes: Jarvis Jones 64

Best 2 point percentage (minimum 40 shots): Dylan Jagodzinski 67% (52/78)

Most 3 point attempts: Alex Metcalf 68

Most 3 point makes: Alex Metcalf 23

Best 3 point percentage (minimum 20 attempts): Alex Metcalf 34% (23/68)

Most Free Throws attempts: Alex Metcalf 64

Most Free Throws made: Alex Metcalf 47

Best Free Throw percentage (minimum 20 attempts): Alex Metcalf 73% (47/64)

Final Standings

Varsity			Junior Varsity		Freshmen	
Team	TRAC	Overall	Team	TRAC	Team	TRAC
St. John's	13-1	20-4	St. John's	13-1	Findlay	13-1
Whitmer	12-2	18-6	St. Francis	11-3	St. John's	13-1
Central	9-5	18-6	Central	10-4	St. Francis	8-6
Findlay	9-5	15-9	Findlay	10-4	Central	7-7
Fremont	7-7	14-9	Lima Sr.	4-10	Fremont	7-7
Lima Sr.	4-10	7-16	Whitmer	4-10	Lima Sr.	4-10
St. Francis	2-12	4-20	Fremont	2-12	Whitmer	4-10
Clay	0-14	1-21	Clay	2-12	Clay	0-14

Fremont JV's overall record: 7-15

Fremont 9th grade overall record: 13-9

Varsity Non-League Records

Toledo Waite	3-19
Toledo Start	11-10 Toledo City Tournament Champs
Sandusky	3-20
Port Clinton	5-16
Willard	18-7
Tiffin	7-16

Sectional Championships: Whitmer, St. John's, Central Catholic, Willard

District Championships: None

Regional Championship: None

2012-13 All-TRAC

Player of the Year: Marc Loving, Sr., St. John's

First Team

Marc Loving, Sr., St. John's
Nigel Hayes, Sr., Whitmer
Augtin Gardner, Sr., St. John's
Devon Allen, Sr., Lima Sr.
Keith Towbridge, Sr., Central
Ricardo Smith, Sr., Whitmer

Second Team

Austin Gutting, Jr., Findlay
Deshione Kizer, Jr., Central
Deontae Cole, Sr., Central
Anthony Glover, Sr., St. John's
Pat Booth, Jr., Clay
Alex Metcalf, Sr., Fremont

Honorable Mention

Central Catholic: Cliff Bussey Jr. and Nate Harris, Jr.
Clay: Jack Nagy, Sr. and James Demeo, Sr.
Findlay: Michael Clark, Jr. and Joseph Davidson, Sr.
Fremont Ross: Jack Gedeon, Jr.
Lima Sr.: Isiah Simpson, Sr. and Rico Stafford, Fr.
St. Francis: Patrick Szenderski, Sr. and Jay Snell, Sr.
St. John's: Tyler Thompson, Sr. and Chris Stearns, Sr.
Whitmer: Luke Hickey, Sr. and Jon Ashe, Jr.

Coach of the Year: Ed Heintschel, St. John's

All-District 6

First Team

Jake Fetheroff, Sr., Norwalk
Keon Johnson, Sr., Mansfield Sr.
Jeff Thomas, Jr., Norwalk
Ben Haraway, Jr., Norwalk
Donovyon Benson, Jr. Mansfield Sr.
Drew Delaney, Sr., Ashland

Second Team

Isaac White, Soph., Ashland
Jack Gedeon, Jr., Fremont
Trey Kinney, Sr., Marion
Alex Metcalf, Sr., Fremont
Robert Jones, Sr., Mansfield Sr.
CJ Simmons, Sr., Mansfield Sr.

Honorable Mention

Kodi Clark, Sr., Marion
Kobi Johnson, Sr., Madison
Brett Vipperman, Soph., Ashland
Shawn Tyler, Sr., Marion
Grant Hull, Jr., Norwalk
Tyler Wolf, Sr., Fremont
Trey Smith, Soph., Ashland

Player of the Year: Jake Fetheroff, Norwalk

Coach of the Year: Steve Gray, Norwalk

Milestones - Individual

Points in a Career: Alex Metcalf – 275 (84th Place)
(Since 1902) Drew Starks – 253 (94th place)
Jack Gedeon – 225 (109th place)

Most Points, Season: Alex Metcalf – 235 (74th Place)
(Since 1953) Tyler Wolf – 166 (T149th place)
Jack Gedeon – 166 (T149th place)

Most Rebounds, Career: Jack Gedeon – 192 (21st Place)
(Since 1990) Drew Starks – 129 (T45th place)
Drew Solander – 95 (52nd place)
Dylan Starks – 86 (56th place)
Jarvis Jones – 83 (58th place)
Alex Metcalf – 82 (59th place)
Dylan Jagodzinski – 77 (64th place)

Most Rebounds, Season: Jack Gedeon - 155 (10th Place)
(Since 1990)

Most Offensive Rebounds, Career: Jack Gedeon – 51 (36th place)
(Since 1990) Drew Starks – 47 (39th place)
Drew Solander – 44 (T43rd place)

Most Offensive Rebounds, Season: Jack Gedeon – 40 (T26th place)
(Since 1990)

Most Defensive Rebounds, Career: Jack Gedeon – 141 (14th Place)
(Since 1990) Drew Starks – 82 (47th place)
Dylan Starks – 54 (T-57th place)
Alex Metcalf – 54 (T-57th place)
Drew Solander – 51 (T60th place)
Dylan Jagodzinski – 50 (64th place)
Jarvis Jones – 47 (65th place)

Most Defensive Rebounds, Season: Jack Gedeon – 115 (7th Place)
(Since 1990)

Most Three Point Baskets Made, Season: Alex Metcalf – 23 (T-21st place)
(Since 1990)

Most Three Point Baskets Made, Career: Alex Metcalf - 25 (28th place)
(Since 1990) Jack Gedeon – 20 (36th place)

Most Assists, Season: Jack Gedeon - 71 (15th Place)
(Since 1990) Drew Starks – 69 (17th place)

Most Assists, Career: Drw Starks - 147 (9th Place)
(Since 1990) Jack Gedeon – 89 (21st place)
Alex Metcalf – 71 (36th place)
Dylan Starks- 56 (43rd place)

Most Steals, Career: Drew Starks – 80 (4th Place)
(Since 1990) Dylan Starks – 40 (25th Place)
Jack Gedeon – 35 (T28th Place)
Alex Metcalf – 33 (38th place)

Most Steals, Season: Drew Starks – 36 (6th place)
(Since 1990) Jack Gedeon – 32 (14th place)
Alex Metcalf – 26 (30th place)
Dylan Starks – 23 (43rd place)

Most Blocks, Season: Jack Gedeon - 43 (7th Place)
(Since 1990) Jarvis Jones – 7 (T51st place)

Most Blocks, Career: Jack Gedeon – 52 (6th Place)
(Since 1990)

Most Charges Taken, Season: Dylan Starks – 4 (T25th Place)
(Since 1990)

Most Charges Taken, Career: Dylan Starks - 9 (T11th Place)
(Since 1990) Drew Starks – 6 (T20th place)
Jack Gedeon – 5 (T26th place)

Most Minutes Played, Season: Jack Gedeon – 544 (20th Place)
(Since 1990) Drew Starks – 524 (27th place)
Alex Metcalf – 488 (T45th place)

Most Minutes Played, Career: Drew Starks – 1328 (11th Place)
(Since 1990) Dylan Starks - 893 (28th Place)
 Jack Gedeon – 815 (31st Place)
 Alex Metcalf – 670 (40th place)

Team Awards

Voted by the Players or Statistical Leaders

Most Valuable Player: Alex Metcalf

Most Improved Player: Dylan Jagodzinski

Best Defensive Player: Dylan Starks

Billy Stierwalt Award: Alex Metcalf

Most Rebounds: Jack Gedeon, 155 rebounds

Most Assists: Jack Gedeon, 71 assists

Best Free Throw Percentage: Alex Metcalf, 73%

Captain's Award – Alex Metcalf, Drew Starks, Dylan Starks, and Tyler Wolf

AP Honors

All Northwest Ohio: Honorable Mention: Alex Metcalf and Jack Gedeon

Toledo Blade: Honorable Mention: None

Fostoria East-West All-Stars: Alex Metcalf, Drew Starks, and Dylan Starks

WLEC SBC versus area Area All-Stars: Alex Metcalf; Alternates: Drew and Dylan Starks

Fremont Ross -- 2012-13 Season
 Team Detail -- -- 23 Games Played
 14 Games Won -- 9 Games Lost

	1st Q	2nd Q	3rd Q	4th Q	1st OT	2nd OT	3rd OT	Total	Team Reb	Dead Ball Reb
Us:	288	308	296	330	4	0	0	1226	0	67
Opp:	260	309	317	331	7	0	0	1224	0	83

Player	2 Pt Shots		3 Pt Shots		Total FG		Free Shots		Points
3-McConnell, Grant	7/25	28%	6/34	18%	13/59	22%	7/11	64%	39
5-Slick, Jalen	1/3	33%	1/4	25%	2/7	29%	0/5	0%	5
5-Wright, James	0/0	0%	0/0	0%	0/0	0%	0/0	0%	0
11-Gedeon, Jack	43/90	48%	14/49	29%	57/139	41%	38/57	67%	166
15-Liggins, Chris	0/1	0%	1/2	50%	1/3	33%	0/0	0%	3
21-Metcalf, Alex	59/117	50%	23/68	34%	82/185	44%	47/64	73%	234
23-Starks, Drew	33/92	36%	8/45	18%	41/137	30%	28/49	57%	118
25-Starks, Dylan	13/29	45%	5/24	21%	18/53	34%	13/23	57%	54
31-Ballenger, Jared	28/58	48%	1/19	5%	29/77	38%	20/30	67%	79
33-Wolf, Tyler	49/86	57%	15/61	25%	64/147	44%	23/36	64%	166
35-Musser, Alec	1/2	50%	0/0	0%	1/2	50%	0/0	0%	2
41-Jagodzinski, Dyla	52/78	67%	0/0	0%	52/78	67%	22/41	54%	126
43-Jones, Jarvis	64/122	52%	0/0	0%	64/122	52%	10/31	32%	138
45-Solander, Drew	41/71	58%	0/1	0%	41/72	57%	11/16	69%	93
51-Simms, Tavarius	0/1	0%	0/0	0%	0/1	0%	3/4	75%	3
Team Totals	391/775	50%	74/307	24%	465/1082	43%	222/367	60%	1226
Opponents	362/783	46%	93/299	31%	455/1082	42%	221/339	65%	1224

Player	Games	Time	Points Per			Rebounds				
			Shot	Game	Asst	Off	Def	Total	Pct	Avg
3-McConnell, Grant	23	70.0	0.5570	1.7	14	6	10	16	2%	0.7
5-Slick, Jalen	11	11.0	0.4170	0.5	1	2	7	9	1%	0.8
5-Wright, James	1	1.0	0.0000	0.0	0	0	0	0	0%	0.0
11-Gedeon, Jack	23	89.0	0.8470	7.2	71	40	115	155	24%	6.7
15-Liggins, Chris	4	4.0	1.0000	0.8	0	1	0	1	0%	0.3
21-Metcalf, Alex	22	84.0	0.9400	10.6	48	22	42	64	10%	2.9
23-Starks, Drew	22	86.0	0.6340	5.4	69	24	34	58	9%	2.6
25-Starks, Dylan	23	92.0	0.7110	2.3	29	13	28	41	6%	1.8
31-Ballenger, Jared	23	81.0	0.7380	3.4	4	10	35	45	7%	2.0
33-Wolf, Tyler	22	84.0	0.9070	7.5	27	23	34	57	9%	2.6
35-Musser, Alec	5	5.0	1.0000	0.4	1	3	3	6	1%	1.2
41-Jagodzinski, Dyla	22	82.0	1.0590	5.7	8	27	47	74	11%	3.4
43-Jones, Jarvis	23	79.0	0.9020	6.0	8	32	36	68	10%	3.0
45-Solander, Drew	23	76.0	1.0570	4.0	4	23	28	51	8%	2.2
51-Simms, Tavarius	5	5.0	0.6000	0.6	0	0	3	3	0%	0.6
Team Totals	23	736.0	0.8460	53.3	284	226	422	648	100%	28.2
Opponents	23	736.0	0.8610	53.2	238	188	371	559	100%	24.3

Fremont Ross -- 2012-13 Season
 Team Detail -- -- 23 Games Played
 14 Games Won -- 9 Games Lost

Player	Blk Shot	Stls	Chg Taken	Turn Over	Foul	Perf Rat	Post Feeds	Min	O.Reb Pts.	Rec.
3-McConnell, Grant	0	5	0	30	20	4	20	219	0	4
5-Slick, Jalen	0	3	1	1	2	13	1	26	0	0
5-Wright, James	0	0	0	0	0	0	0	0	0	0
11-Gedeon, Jack	43	32	3	73	49	353	48	544	17	6
15-Liggins, Chris	0	0	0	1	1	1	0	6	0	0
21-Metcalf, Alex	2	26	1	47	37	269	61	488	13	11
23-Starks, Drew	1	36	2	77	49	135	55	524	10	7
25-Starks, Dylan	0	23	4	37	38	96	31	371	2	5
31-Ballenger, Jared	0	8	0	41	35	34	16	252	5	6
33-Wolf, Tyler	3	15	1	53	35	150	35	379	18	3
35-Musser, Alec	1	0	0	0	2	11	0	11	2	1
41-Jagodzinski, Dyla	3	5	1	18	24	170	5	311	32	4
43-Jones, Jarvis	7	1	0	24	39	120	5	284	22	3
45-Solander, Drew	1	1	1	4	12	129	0	277	24	3
51-Simms, Tavarious	0	0	0	0	1	3	0	8	0	0
Team Totals	61	155	14	406	344	1488	277	3700	145	53
Opponents	71	181	23	361	366	1305	174	3700	144	27

2012-2013

Ross 8th Grade Boys Basketball

<u>NAME</u>	<u>REBS</u>	<u>STLS</u>	<u>ASTS</u>	<u>PTS</u>	<u>PPG</u>	<u>FTS</u>
Alec Snodgrass	55	4	1	41	2.6	9/16 56%
Jacob Paxson	9	4	7	20	1.3	2/4 50%
Trey Alridge	22	23	3	40	3.3	8/16 50%
Noah Lenz	17	33	10	52	3.3	12/20 60%
Brandon Trolio	25	10	3	34	2.1	4/8 50%
Jaleel Jackson	58	8	2	52	3.3	2/12 17%
Elijah Burling	115	16	5	77	4.8	7/17 41%
Dylan Witt	55	11	6	39	2.4	9/14 64%
Troymain Crosby	21	10	15	38	3.5	5/8 63%
Taylor Druckenmiller	29	21	23	115	7.2	20/29 69%
Grant Gallagher	15	10	24	20	1.3	0/1 0%
Boston Swaisgood	20	13	9	17	1.1	1/2 50%

6-10 Overall Record

Points Scored: 542 33.9 ppg

Opponents Points: 563 35.1 ppg

Team Free Throws: 79/147 54%

Taylor Druckenmiller: MVP, Most Points, Captain

Elijah Burling: Best Rebounder, Most Rebounds

Noah Lenz: Best Defender, Most Steals

Grant Gallagher: Most Assists, Honorary Captain

Dylan Witt: Most Improved, Captain

Jacob Paxson: Giant Award, Captain

2012-2013

Ross 7th Grade Boys Basketball

Name	PTS	PPG	FTS	
Willie Biscoe	6	.35	0/1	0%
Drew Miesle	44	2.60	3/6	50%
Mikey Moore	2	.30	0/0	
Jerardo Eckford	13	.87	1/3	33%
Davion Anderson	10	.60	0/0	
Maliek Johnson	58	3.41	11/21	52%
Keyon Sewell	32	1.89	3/15	20%
Roger Burling	113	6.65	9/17	53%
Trevion Campbell	11	.65	3/4	75%
JR Goehring	34	2	1/3	33%
Devyn Jogodzinski	118	6.95	30/55	55%
Bryson Ysaguirre	17	1.15	5/6	83%

6-11 Overall Record

Total Points- 458 26.9 PPG

Team Free-throws- 66/131 49.9%

Willie Biscoe: *Most Improved Player*

Maliek Johnson: *Best Guard*

Roger Burling: *Best Post Player*

Drew Miesle: *W.I.N. Award*

Devyn Jogodzinski: *W.I.N. Award*

FINAL REGULAR-SEASON BOYS BASKETBALL STANDINGS, STATISTICS

City League			Northern Buckeye Conference			Buckeye Border Conference		
Overall	League	PTS	Overall	League	PTS	Overall	League	PTS
18	11-5	207	18-4	12-2	259	10-0	10-0	470
20	11-4	227	19-3	11-3	258	7-3	7-3	421
21	11-0	230	11-11	9-5	257	5-5	5-5	383
22	10-7	236	14-8	8-6	256	5-5	5-5	377
23	10-7	236	14-8	8-6	256	5-5	5-5	377
24	10-7	236	14-8	8-6	256	5-5	5-5	377
25	10-0	224	11-11	9-5	257	5-5	5-5	383
26	10-0	224	11-11	9-5	257	5-5	5-5	383
27	10-0	224	11-11	9-5	257	5-5	5-5	383
28	10-0	224	11-11	9-5	257	5-5	5-5	383
29	10-0	224	11-11	9-5	257	5-5	5-5	383
30	10-0	224	11-11	9-5	257	5-5	5-5	383
31	10-0	224	11-11	9-5	257	5-5	5-5	383
32	10-0	224	11-11	9-5	257	5-5	5-5	383
33	10-0	224	11-11	9-5	257	5-5	5-5	383
34	10-0	224	11-11	9-5	257	5-5	5-5	383
35	10-0	224	11-11	9-5	257	5-5	5-5	383
36	10-0	224	11-11	9-5	257	5-5	5-5	383
37	10-0	224	11-11	9-5	257	5-5	5-5	383
38	10-0	224	11-11	9-5	257	5-5	5-5	383
39	10-0	224	11-11	9-5	257	5-5	5-5	383
40	10-0	224	11-11	9-5	257	5-5	5-5	383
41	10-0	224	11-11	9-5	257	5-5	5-5	383
42	10-0	224	11-11	9-5	257	5-5	5-5	383
43	10-0	224	11-11	9-5	257	5-5	5-5	383
44	10-0	224	11-11	9-5	257	5-5	5-5	383
45	10-0	224	11-11	9-5	257	5-5	5-5	383
46	10-0	224	11-11	9-5	257	5-5	5-5	383
47	10-0	224	11-11	9-5	257	5-5	5-5	383
48	10-0	224	11-11	9-5	257	5-5	5-5	383
49	10-0	224	11-11	9-5	257	5-5	5-5	383
50	10-0	224	11-11	9-5	257	5-5	5-5	383

toledoBlade.com



10"> 2013 Boys Basketball State Polls

as ranked by the Associated Press
Records as of poll release date: February 18,
2013
FINAL POLL

Boys Basketball Home
School Directory & Schedules

Week 1 Poll | Week 2 Poll | Week 3 Poll | Week 4 Poll | Week 5 | Week 6

Division I				
Rank	School (first place votes)	Record	Points	Last Week
1	Columbus Northland (16)	22-0	175	1
2	Norwalk (2)	21-0	139	3
3	Cincinnati Walnut Hills	20-1	138	2
4	Westerville North	20-1	115	4
5	Toledo St. John's Jesuit	18-3	101	5
6	Cincinnati Archbishop Moeller	20-2	84	7
7	Cleveland St. Ignatius	16-3	63	8
8	Mentor	17-4	50	6
9	Toledo Central Catholic	17-3	26	9
10	Toledo Whitmer	16-5	21	NR
Others receiving 12 or more points: Huber Heights Wayne, Lakewood St. Edward, Powell Olentangy Liberty, Shaker Heights				
Division II				
Rank	School (first place votes)	Record	Points	Last Week
1	Dayton Thurgood Marshall (17)	21-1	178	1
2	Columbus Bishop Watterson	19-1	144	2
3	Columbus Brookhaven	19-3	124	3
4	Canton South	20-2	102	5
5	St. Clairsville (1)	17-1	100	4
6	Trotwood-Madison	19-3	85	8
7	Kettering Archbishop Alter	17-5	59	T-6
8	Franklin	18-3	54	9
9	Vincent Warren	21-1	52	10
10	Dayton Dunbar	16-6	41	T-6
Others receiving 12 or more points: Akron St. Vincent-St. Mary				
Division III				
Rank	School (first place votes)	Record	Points	Last Week
1	Cincinnati Summit Country Day (11)	21-2	168	1
2	Findlay Liberty-Benton (4)	20-1	153	2

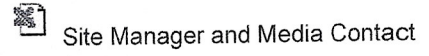
3	Ironton (2)	18-2	137	3
4	Lima Central Catholic	19-2	111	4
5	Carroll Bloom-Carroll	21-1	97	5
6	Ottawa-Glandorf	18-3	85	6
7	St. Bernard Roger Bacon (1)	18-4	66	8
8	Beachwood	17-3	39	7
9	Piketon	19-3	19	NR
10	Oak Hill	18-4	18	9

Others receiving 12 or more points: Middletown Bishop Fenwick, Sardinia Eastern, Archbold

Division IV

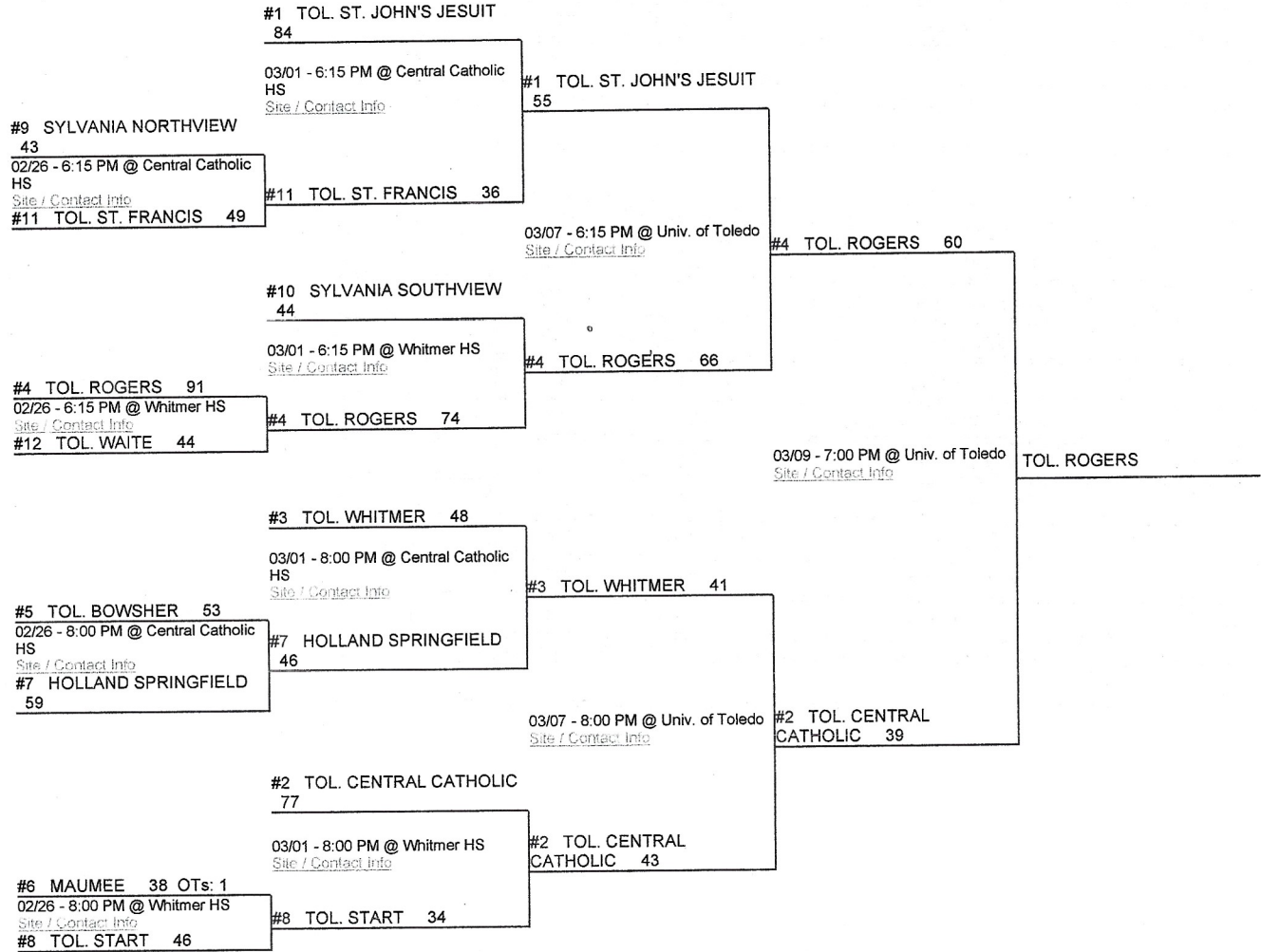
Rank	School (first place votes)	Record	Points	Last Week
1	New Madison Tri-Village (8)	22-0	158	2
2	Cleveland Villa Angela-St. Joseph (8)	17-3	153	1
3	Bristol (2)	21-0	125	3
4	St. Henry	18-3	105	5
5	Columbus Africentric	19-3	99	4
6	Newark Catholic	19-3	83	7
7	Richmond Heights	18-3	73	6
8	Old Fort	19-2	58	8
9	Toledo Christian	18-2	46	10
10	Fort Recovery	17-4	24	9

Others receiving 12 or more points: Beaver Eastern, Delphos St. John's, Jackson Center



2013 OHSAA Boys Basketball Division I District Tournament

Toledo District





Printable PDF



Site Manager and Media Contact

2013 OHSAA Boys Basketball Tournament - Division II, State Championship

Region 8 - Kettering

KETTERING ACHBSHP. ALTER (19 - 5) (AP #7) 65

KETTERING ACHBSHP. ALTER (20 - 5) (AP #7) 60

03/14 - 5:30 PM @ Kettering Fairmont HS
COLS. MARION-FRANKLIN (14 - 12) 40

03/16 - 3:00 PM @ Kettering Fairmont HS

DAY. DUNBAR (20 - 6) (AP #10) 69

DAY. DUNBAR (21 - 6) (AP #10) 59

03/14 - 8:00 PM @ Kettering Fairmont HS

CIN. HUGHES (21 - 5) 60

Region 6 - Bowling Green

SANDUSKY PERKINS (21 - 5) 34

COLS. BISHOP WATTERSON (25 - 1) (AP #2) 57

03/14 - 6:15 PM @ Bowling Green State Univ.
COLS. BISHOP WATTERSON (24 - 1) (AP #2) 53

COLS. BISHOP WATTERSON (26 - 1) (AP #2)

03/16 - 3:00 PM @ Bowling Green State Univ.

CLEV. BENEDICTINE (10 - 18) 41

LIMA BATH (23 - 4) 47

03/14 - 8:00 PM @ Bowling Green State Univ.
LIMA BATH (22 - 4) 60

Region 5 - Canton

CUY. FALLS CUY. VAL. CHRISTIAN ACAD. (24 - 2) 37

03/14 - 6:15 PM @ Canton Memorial C.C.

AKR. ST. VINCENT-ST MARY (18 - 9) 57

AKR. ST. VINCENT-ST MARY (17 - 9) 54

03/16 - 3:00 PM @ Canton Memorial C.C.

AKR. ST. VINCENT-ST MARY (19 - 9)

YOUNGS. CARDINAL MOONEY (12 - 11) 61

03/14 - 8:00 PM @ Canton Memorial C.C.

WARRENSVILLE HEIGHTS (17 - 10) 48

WARRENSVILLE HEIGHTS (16 - 10) 69

03/21 5:15 PM @ Jerome Schottenstein Center

Team 1

03/23 1:30 PM @ Jerome Schottenstein Center VS.

Team 2

State Final

Region 7 - Athens

THE PLAINS ATHENS (21 - 6) 69 OTs: 1

03/14 - 8:00 PM @ Ohio Univ. - Athens

VINCENT WARREN (25 - 1) (AP #9) 49

VINCENT WARREN (24 - 1) (AP #9) 74

03/16 - 3:00 PM @ Ohio Univ. - Athens

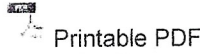
VINCENT WARREN (26 - 1) (AP #9)

ST. CLAIRSVILLE (22 - 2) (AP #5) 50

03/14 - 6:15 PM @ Ohio Univ. - Athens

NEW PHILADELPHIA (19 - 7) 47

NEW PHILADELPHIA (18 - 7) 65



Site Manager and Media Contact

2013 OHSAA Boys Basketball Tournament - Division I, State Championship

Region 2 - Cleveland

NORTH CANTON
HOOVER (22 - 4)
46

03/13 - 6:15 PM @
Wolstein Center-CSU
[Site / Contact Info](#)
MENTOR (21 - 5) (AP #8) 60

MENTOR (22 - 5)
(AP #8) 76

03/16 - 7:00 PM @
Wolstein Center-CSU
[Site / Contact Info](#)

MENTOR (23 - 5) (AP #8)

SHAKER HEIGHTS
(19 - 6) 54

03/13 - 8:00 PM @
Wolstein Center-CSU
[Site / Contact Info](#)

SHAKER HEIGHTS (20 - 6) 56

NORTH ROYALTON (23 - 2) 52

03/22 5:15 PM @ Jerome Schottenstein Center
[Site / Contact Info](#)

Team 1

03/23 8:30 PM @ Jerome Schottenstein Center
[Site / Contact Info](#)
VS.

Team 2

State Final

Region 3 - Columbus

PICKERINGTON HS
CENTRAL (19 - 7) 50

03/14 - 7:00 PM @ Cols. Fairground Coliseum
[Site / Contact Info](#)

GAHANNA LINCOLN (22 - 5) 53

GAHANNA LINCOLN (21 - 5) 53

03/16 - 7:00 PM @ Cols. Fairground Coliseum
[Site / Contact Info](#)

COLS. NORTHLAND (28 - 0) (AP #1)

CANTON TIMKEN (16 - 9) 47

03/13 - 7:00 PM @ Cols. Fairground Coliseum
[Site / Contact Info](#)

COLS. NORTHLAND (27 - 0) (AP #1) 62

COLS. NORTHLAND (26 - 0) (AP #1) 74

Region 4 - Cincinnati

CIN. COLERAIN (13 - 13) 43

03/13 - 6:15 PM @ Cintas Center-Xavier Univ.
[Site / Contact Info](#)

CIN. LA SALLE (19 - 7) 55

CIN. LA SALLE (20 - 7) 46

CIN. WALNUT HILLS (27 - 1) (AP #3)

03/15 - 7:30 PM @ Cintas Center-Xavier Univ.
[Site / Contact Info](#)

CIN. WALNUT HILLS (25 - 1) (AP #3) 52

CIN. WALNUT HILLS (26 - 1) (AP #3) 50

03/13 - 8:00 PM @ Cintas Center-Xavier Univ.
[Site / Contact Info](#)

SPRINGBORO (22 - 4) 46

Region 1 - Toledo

MACEDONIA NORDONIA (22 - 3) 68

BRECKSVILLE-BROADVIEW HTS (23 - 3) 61 OTs: 1

03/13 - 7:00 PM @ Univ. of Akron
[Site / Contact Info](#)

BRECKSVILLE-BROADVIEW HTS (22 - 3) 71

TOL. ROGERS (20 - 7)

03/16 - 3:00 PM @ Univ. of Toledo
[Site / Contact Info](#)

WHITEHOUSE ANTHONY WAYNE (20 - 4) 62

TOL. ROGERS (19 - 7) 63

03/14 - 7:00 PM @ Univ. of Toledo
[Site / Contact Info](#)

TOL. ROGERS (18 - 7) 68

Boys

ALL-DISTRICT

DIVISION I

FIRST TEAM: Marc Loving, St. John's Jesuit, 6-foot-8, senior, 21.3 points per game; Nigel Hayes, Whitmer, 6-7, sr., 16.2; Mark Donnal, Anthony Wayne, 6-9, sr.; 18.5; Keon Johnson, Mansfield Senior, 5-7, sr., 16.3; Jeff Thomas, Norwalk, 6-4, jr., 13.8.

Player of the year: Marc Loving, St. John's Jesuit.

Coach of the year: Ed Heintschel, St. John's Jesuit.

SECOND TEAM: Austin Gardner, St. John's Jesuit, 6-1, sr., 16.0; Ricardo Smith, Whitmer, 6-2, sr., 16.2; Clemmye Owens, Rogers, 6-0, sr., 16.3; Keith Towbridge, Central Catholic, 6-5, sr., 11.5; Devon Allen, Lima Senior, 6-0, sr., 19.7; Ben Haraway, Norwalk, 6-0, jr., 11.5.

THIRD TEAM: Nate Allen, Bowsher, 6-3, jr., 18.5; Tony Kynard, Rogers, 6-1, sr., 15.6; Connor Hartnett, Northview, 6-0, sr., 20.0; Dion Ivery, Start, 5-8, sr., 17.2; Austin Gutting, Findlay, 6-3, jr., 16.1; Donovyn Benson, Mansfield Senior, 6-7, jr., 15.5.

Honorable mention: Shane Edwards, Perrysburg; Trey Kinney, Marion Harding; Drew Delaney, Ashland; Alex Metcalf, Fremont Ross; Jake Fetherolf, Norwalk; Marquan Hodges, Springfield; Jason Wanamaker, Maumee; Dominique King, Maumee; Pat Booth, Clay; Nick Moschetti, Perrysburg; Jeff Czerniakowski, Northview; Matt Morrison, Southview; DeShone Kizer, Central Catholic; Deontae Cole, Central Catholic; Aundre Kizer, Bowsher; Cameron White, Bowsher; Dajuan King, Bowsher; Scott Hicks, Start; Anthony Glover, St. John's Jesuit; Taywyn Mason, Waite; Matt Fox, Anthony Wayne; Ose Omofoma, Anthony Wayne; Michael Clark, Findlay; Joseph Davidson, Findlay; C.J. Simmons, Mansfield Senior; Robert Jones, Mansfield Senior; Isaac White, Ashland; D'Maja Jordan, Sandusky; Jack Gedeon, Fremont Ross.

DIVISION II

FIRST TEAM: Vitto Brown, Bowling Green, 6-8, sr., 23.7; Jordan Lauf, Napoleon, 6-5, sr., 21.6; Dakota Mathias, Elida, 6-4, jr., 25.5; Nic Williams, Sandusky Perkins, 6-4, jr., 19.4; Taren Sullivan, Lima Bath, 6-4, jr., 15.7.

Co-Players of the year: Vitto Brown, Bowling Green; Dakota Mathias, Elida.

Coach of the year: Doug Davis, Lima Bath.

SECOND TEAM: Derek Gray, Clyde, 5-9, jr., 20.2; Collin Bzovi, Wauseon, 6-3, sr., 18.0; Garet Fledderjohann, St. Marys Memorial, 5-9, sr., 19.9; Mason Willeke, Lexington, 6-0, sr., 19.6; A.C. Limes, Otsego, 6-4, sr., 15.6; Jalen Santoro, Bellevue, 6-0, sr., 18.6.

THIRD TEAM: Trey Guillian, Defiance, 5-11, jr., 14.1; Ridge Winand, Bellville Clear Fork, 6-0, jr., 19.0; Jermul Richardson, Scott, 6-2, sr., 16.4; Alex Greve, Wapakoneta, 6-0, sr., 11.7; Grant Fenner, Shelby, 6-4, sr., 17.0; Brandon Smith, Sandusky Perkins, 6-4, sr., 16.2.

Honorable mention: Joe Reile, Upper Sandusky; Jake Schmeltz, Eastwood; Jordan Tobias, Defiance; Michael Hammons, Wauseon; Joey Hurless, Van Wert; Ryan Hoyng, Celina; Hayden Adams, Willard; John Thomas, Otsego; Derek Mack, Rossford; Bryce Lonsway, Tiffin Columbian; Andrew Herringshaw, Bowling Green; LaMonta' Stone, Bowling Green; Chris Harris, Scott; Romoan Fane, Woodward; Trent Howard, Upper Sandusky; AJ Cecil, Oak Harbor; Greg Haar, Oak Harbor; Steven Bradley, Eastwood; Austin Schimmoeller, Bryan; Thomas Martin, Bryan; Cole Chambers, Lima Bath; Conner Rockhold, Lima Bath; Logan Rockhold, Lima Bath; Ridge Durbin, Galion; Austin Rohde, Shelby; Matt Cok, Willard; Keith Corbin, Bellville Clear Fork; Luke Frankboner, Milan Edison; Nick Davidson, Willard; David Doster, Sandusky Perkins; Travis Bertram, Wapakoneta; Matt Buschur, Celina.

DIVISION III

FIRST TEAM: T.J. Metzger, Ottawa-Glandorf, 6-1, sr., 16.9; Ryan Geise, Liberty-Benton, 6-0, jr., 13.5; Tyson Dietrich, Archbold, 6-3, sr., 14.6; Derek Drewes, Tinora, 6-0, jr., 14.5; Lance Foor, Paulding, 6-3, sr., 15.9; Martyce Kimbrough, Lima Central Catholic, 6-0, jr., 13.5.

Player of the year: T.J. Metzger, Ottawa-Glandorf.

Coach of the year: Jim Linder, Wayne Trace.

SECOND TEAM: Michael Rosebrook, Ottawa-Glandorf, 6-4, sr., 12.9; Justin Meek, Carey, 5-11, sr., 16.0; Dalton Sinn, Wayne Trace, 6-4, sr., 11.7; Cory Mossing, Evergreen, 6-0, sr., 16.2; Camreon Mack, Ontario, 6-2, jr., 14.4; Dane Held, New London, 6-0, sr., 16.1;

THIRD TEAM: Mitch Linhart, Liberty-Benton, 6.3, sr., 9.4; Tre'on Johnson, Lima Central Catholic, 5-9, sr., 11.8; Aaron Casey, Huron, 6-4, sr., 11.0; Connor Bowen, Lake, 5-11, soph., 14.6; Ben Hahler, Seneca East, 6-4, sr., 16.0; Austin Bruns, Coldwater, 6-4, sr., 16.2.

Honorable mention: Scott Garlinger, Delta; Ryan Kortokrax, Haviland Wayne Trace; Derek Goecke, Spencerville; Todd Carter, Bucyrus Wynford; Austin Moore, Margaretta; Kevin Boose, Collins Western Reserve; Jared Rettig, Lake; Zach Foster, Elmwood; Noah Bramlage, Ottawa-Glandorf; Jared Wentling, Carey; Adam Cytlak, Liberty-Benton; Aaron Arnold, Elmwood; Matt

Ayersville; Parker Ruffer, Stryker; Zayne Colegrove, Fayette; Cole Burkholder, Fayette; Noah Ganger, Antwerp; Jacob Adams, Edgerton; Justin Kroehler, Lima Temple Christian; Jared Poling, Lima Perry; Lee Turner, Waynesfield Goshen; Dylan Hunsicker, Upper Scioto Valley; Ryan Buescher; Delphos St. John's; Austin Adams, Colonel Crawford; Ryan Smith, Mansfield Christian; Bryce Ernsberger, Mansfield Christian; Joe Rall, Mansfield St. Peter's; Tre Howell, Mansfield St. Peter's; Tyson Beebe, Plymouth; Austin Wurm, New Washington Buckeye Central; Sal Sortino, Norwalk St. Paul; Rick Heck, Monroeville; Ryan Myers, Sandusky St. Mary Central Catholic; David Seidel, Greenwich South Central; Connor Dudley, Fremont St. Joseph; Drew Loose, Mohawk; Nick Wank, New Riegel; Hunter Perry, Old Fort; Luke Schwieterman, New Bremen; Justin Heitkamp, New Bremen; Luke Knapke, Marion Local; Adam Bertke, Marion Local; Kyle Williams, Van Wert Lincolnview; Brandon Kohli, Fort Jennings; Luke Schimmoeller, Ottoville.

All-Opponents Team
Best players our players felt they played against

First Team

Marc Loving, St. John's
Nigel Hayes, Whitmer
Keith Towbridge, Central
Austin Gardner, St. John's
Ricardo Smith, Whitmer
Devon Allen, Lima Sr.

Second Team

Pat Booth, Clay
Anthony Glover, St. John's
Deontae Cole, Central
Austin Gutting, Findlay
C.J. Bussey, Central
Dion Ivory, Start

Special Thanks to our T-Shirt Sponsors

Subway
Fremont Federal Credit Union
Erie Shore Propane, Inc.
American Auto Sales
Dick Binau Insurance & Financial Services
Crown Battery
Carbo Forge, Inc.
Kusmer & Associates, Inc.
Fricker's
Papa Murphy's Pizza
Eva and Ray Dayringer
Lisa and Art Bucci
Jonathan F. Diller, M.D., Inc.
WOODMOORE STABLES
Albrechta & Koebel, LTD
Leonard Riquelme

