


Fremont Ross Basketball



2017-2018


2017-2018 Season Summary

<u>Opponent</u>	<u>Score</u>	<u>Scoring</u>	<u>Rebounds</u>	<u>Assists</u>	<u>Steals</u>	<u>Blocks</u>
at Anthony Wayne	51-58	KS - 13	BR - 11	JH - 8	JB, BR, BM, HL - 1	MJ, HL, JL - 1
St. Francis	34-73	JH - 9	BM - 7	JH, MJ, DA, BM, JL - 1	KS, RW, JL - 1	NONE
St. John's	37-80	MJ - 9	JL - 3	JH - 4	MJ - 3	MJ - 2
at Central	39-48	BR - 13	BR - 7	JH - 8	DA, BR, BM - 1	NONE
Findlay	43-66	KS - 9	BM - 7	JH - 4	MJ, JH, BM, JL - 1	MJ - 2
Lima Sr.	50-48	JH - 15	BR - 8	DA, JH - 2	JH - 2	NONE
Clyde	48-44	BR - 16	HL - 6	JH - 4	BM - 3	NONE
Woodward	83-76 (OT)	MJ - 32	BR - 14	MJ - 4	TC - 3	MJ - 1
Start	37-57	TC - 9	MJ, JH - 4	JH - 2	JH, TC - 2	MJ, HL - 2
at Whitmer	26-47	TC - 6	BR - 6	MJ, JH - 1	DA - 3	HL - 2
at Clay	57-61	BM - 12	BM - 6	MJ, JH - 3	MJ, KS, JH, BR, TC - 1	NONE
at St. Francis	46-63	BR - 16	MJ, BR - 5	JH - 5	MJ, JH, JL - 1	MJ, TC - 1
at St. John's	34-64	MJ - 10	BR - 5	JH - 2	MJ - 1	KS - 1
Springfield	66-51	BR - 15	BM - 7	JH - 4	DA - 3	JH, BM - 1
Central	45-44	KS - 10	BM - 7	JH - 6	JH - 4	MJ - 1
at Sandusky	70-61	KS - 19	BM - 13	MJ, JH, BR - 2	MJ, TC - 1	NONE
at Findlay	45-57	TC - 15	BM - 11	DA - 3	JH, BR - 2	BM - 1
at Lima Sr.	49-70	KS - 16	BM - 6	JH - 3	BM - 2	JH - 2
Whitmer	28-49	BR - 7	BM - 8	JH - 5	MJ, JH, BG, BR, BM - 1	BR, BM, JL - 1
at Tiffin	65-52	KS - 14	BR - 8	JH - 5	DA - 4	MJ, JL - 1
at Bowling Green	66-63 (OT)	KS - 19	BM - 7	JH - 5	JH - 3	NONE
Clay	64-49	KS - 19	BM, TC - 7	DA, BR - 2	TC - 3	BR - 2
# Central	44-55	KS - 12	TC - 5	MJ - 3	DA, JH, BR - 1	BM, HL, TC - 1

sectionals at Genoa High School

Season Leaders

- Most Points:** Keyon Sewell, 190
- Most Rebounds:** Bryce McKinstry, 140
- Most Assists:** Jabryis Heidelberg, 77
- Most Steals:** Jabryis Heidelberg, 29
- Most Blocked Shots:** Maliek Johnson, 13
- Most Charges Taken:** Bryce McKinstry, 5
- Most Offensive Rebounds:** Bryce McKinstry, 59
- Most Minutes:** Jabryis Heidelberg, 622
- Most 2 point attempts:** Jabryis Heidelberg, 125
- Most 2 point makes:** Maliek Johnson - 61
- Best 2 point percentage (minimum 35 shots):** Bryce McKinstry 56% (56/100)
- Most 3 point attempts:** Keyon Sewell, 108
- Most 3 point makes:** Keyon Sewell, 38
- Best 3 point percentage (minimum 20 attempts):** Keyon Sewell, 35.2% (38/108)
- Most Free Throws attempts:** Jabryis Heidelberg, 70
- Most Free Throws made:** Keyon Sewell, 40
- Best Free Throw percentage (minimum 20 attempts):** Davion Anderson 74.1% (20/27)



Fremont Ross High School 2017 - 2018

Varsity Boys' Basketball

<i>No.</i>	<i>Player's Name</i>	<i>Height</i>	<i>Position</i>	<i>Year</i>
2	Maliek Johnson	5' 10"	Guard	12
3	Davion Anderson	5' 10"	Guard	12
4	Keyon Sewell	6' 2"	Guard	12
5	Jabryis Heidelberg	5' 9"	Guard	11
11	Ben Gedeon	5' 9"	Guard	10
12	Bryce Root	6' 3"	Guard	11
15	Bryce McKinstry	6' 4"	Forward	11
21	Hayden Lehmann	6' 2"	Forward	11
23	Tre Campbell	6' 2"	Guard	12
42	Jovan Lewis	6' 4"	Forward	12

Varsity Coach – Mark Gedeon
Assistant Coach – Mike Wilson
Assistant Coach – Alex Coressel
Volunteer Assistant – Jon Minich
Student Trainer – Tiavonna Keckler
Videographer – Chandler Ratliff
Superintendent – Mr. Jon Detwiler
Principal – Mr. Brian Zeller
Athletic Director – Mr. Chad Berndt




Fremont Ross High School 2017 - 2018

Junior - Varsity Boys' Basketball

<i>No.</i>	<i>Player's Name</i>	<i>Height</i>	<i>Position</i>	<i>Year</i>
2	Dylan Brady	5'9"	Guard	11
3	Raleigh Weaver	5'9"	Guard	11
4	Deryante Hardin	5'8"	Guard	11
5	Ethan Rapp	5'7"	Guard	10
11	Ben Gedeon	5'9"	Guard	10
12	Kang Ou	5'10"	Guard	10
15	John Lotycz	6'0"	Forward	10
21	Ethan Chumley	6' 0"	Forward	11
33	Connor Malan	6'0"	Forward	10
35	Jason Burling	6'1"	Forward	10
53	Dontrez Brown	6' 2"	Forward	10

Junior Varsity Coach – Alex Coressel
Volunteer Assistant – Jon Minich
Student Trainer – Tiavonna Keckler
Videographer – Chandler Ratliff
Superintendent – Mr. Jon Detwiler
Principal – Mr. Brian Zeller
Athletic Director – Mr. Chad Berndt



Fremont Ross High School 2017 - 2018

Freshman Boys' Basketball

<i>No.</i>	<i>Player's Name</i>	<i>Height</i>	<i>Position</i>	<i>Year</i>
2	Javien Burel	5'10"	Wing	9
3	Tarian Bowling	5'11"	Forward	9
4	Tri'Darrion Taylor	5'4"	Guard	9
5	Tremaine Sims	5'11"	Wing	9
10	Jared Atkins	5'10"	Wing	9
11	Dion Bradley	6'2"	Forward	9
12	Spencer Price	5'6"	Wing	9
14	Isaac Fox	5'9"	Guard	9
20	Michael Lather III	5'10"	Wing	9
21	Joshua Rhea	5'7"	Guard	9
33	Jonathan Szymanowski	5'10"	Forward	9
41	Ethan Beardmore	6'1"	Forward	9

Freshman Coach – A.J. Adame
Volunteer Assistant – Dylan Jagodzinski
Student Trainer – Tiavonna Keckler
Videographer – Chandler Ratliff
Superintendent – Mr. Jon Detwiler
Principal – Mr. Brian Zeller
Athletic Director – Mr. Chad Berndt

Stats Report

Ross — 23 Games — All Athletes — Totals

Athletes	Four Factors							Shooting				Two Pointers		
# Athletes	GP	eFG%	TO%	OREB%	DREB%	FTF	VPS	FGM	FGA	FG%	eFG%	2FGM	2FGA	2FG%
42 Jovan Lewis	23	<u>61.1%</u>	22.3%	-	-	0.33	1.08	<u>22</u>	<u>36</u>	<u>61.1%</u>	<u>61.1%</u>	<u>22</u>	<u>34</u>	<u>64.7%</u>
12 Bryce Root	23	48.4%	22.2%	-	-	0.23	0.94	67	158	42.4%	48.4%	48	97	49.5%
21 Hayden Lehmann	23	<u>43.4%</u>	29.1%	-	-	0.18	1.09	<u>15</u>	<u>38</u>	<u>39.5%</u>	<u>43.4%</u>	<u>12</u>	<u>21</u>	<u>57.1%</u>
5 Jabryis Heidelberg	23	37.3%	29.9%	-	-	0.45	0.85	55	157	35.0%	37.3%	48	125	38.4%
2 Maliek Johnson	23	<u>44.0%</u>	20.7%	-	-	0.33	0.85	<u>67</u>	<u>159</u>	<u>42.1%</u>	<u>44.0%</u>	<u>61</u>	<u>118</u>	<u>51.7%</u>
3 Davion Anderson	23	31.9%	33.1%	-	-	0.47	0.68	15	58	25.9%	31.9%	8	32	25.0%
15 Bryce McKinstry	22	<u>52.8%</u>	26.4%	-	-	0.22	1.04	<u>56</u>	<u>106</u>	<u>52.8%</u>	<u>52.8%</u>	<u>56</u>	<u>100</u>	<u>56.0%</u>
4 Keyon Sewell	21	46.6%	8.8%	-	-	0.34	0.89	56	161	34.8%	46.6%	18	53	34.0%
23 Trevion Campbell	19	<u>46.8%</u>	15.3%	-	-	0.16	0.88	<u>56</u>	<u>154</u>	<u>36.4%</u>	<u>46.8%</u>	<u>24</u>	<u>59</u>	<u>40.7%</u>
22 Deryante Hardin	7	50.0%	25.3%	-	-	1.00	2.71	1	2	50.0%	50.0%	1	1	100.0%
20 Raleigh Weaver	5	<u>0.0%</u>	33.3%	-	-	0.00	0.67	0	2	<u>0.0%</u>	<u>0.0%</u>	0	1	<u>0.0%</u>
11 Ben Gedeon	5	-	100.0%	-	-	0	0.50	0	0	-	-	0	0	-
33 Dylan Brady	4	<u>20.0%</u>	0.0%	-	-	0.00	0.25	1	5	<u>20.0%</u>	<u>20.0%</u>	1	3	<u>33.3%</u>
22 Daniel Noftz	3	-	-	-	-	0	0.50	0	0	-	-	0	0	-
- 🏀 Unknown Athlete	3	<u>100.0%</u>	0.0%	-	-	0.00	2.25	<u>2</u>	<u>2</u>	<u>100.0%</u>	<u>100.0%</u>	<u>2</u>	<u>2</u>	<u>100.0%</u>

Athletes	Three Pointers			Free Throws			Scoring						
# Athletes	GP	3FGM	3FGA	3FG%	FTM	FTA	FT%	PF	PA	PPP	PPG	+/-	MINS
42 Jovan Lewis	23	0	2	<u>0.0%</u>	<u>6</u>	<u>12</u>	<u>50.0%</u>	<u>50</u>	-	-	<u>2.2</u>	<u>-78</u>	<u>256</u>
12 Bryce Root	23	19	61	31.1%	27	37	73.0%	180	-	-	7.8	-165	564
21 Hayden Lehmann	23	<u>3</u>	<u>17</u>	<u>17.6%</u>	<u>5</u>	<u>7</u>	<u>71.4%</u>	<u>38</u>	-	-	<u>1.7</u>	<u>-34</u>	<u>208</u>
5 Jabryis Heidelberg	23	7	32	21.9%	37	70	52.9%	154	-	-	6.7	-175	622
2 Maliek Johnson	23	<u>6</u>	<u>41</u>	<u>14.6%</u>	<u>34</u>	<u>53</u>	<u>64.2%</u>	<u>174</u>	-	-	<u>7.6</u>	<u>-101</u>	<u>493</u>
3 Davion Anderson	23	7	26	26.9%	20	27	74.1%	57	-	-	2.5	-126	314
15 Bryce McKinstry	22	0	6	<u>0.0%</u>	<u>10</u>	<u>23</u>	<u>43.5%</u>	<u>122</u>	-	-	<u>5.5</u>	<u>-144</u>	<u>487</u>
4 Keyon Sewell	21	38	108	35.2%	40	55	72.7%	190	-	-	9.0	-131	437
23 Trevion Campbell	19	<u>32</u>	<u>95</u>	<u>33.7%</u>	<u>11</u>	<u>25</u>	<u>44.0%</u>	<u>155</u>	-	-	<u>8.2</u>	<u>-33</u>	<u>323</u>
22 Deryante Hardin	7	0	1	0.0%	1	2	50.0%	3	-	-	0.4	+10	15
20 Raleigh Weaver	5	0	1	<u>0.0%</u>	0	0	-	0	-	-	0.0	<u>-8</u>	<u>7</u>
11 Ben Gedeon	5	0	0	-	0	0	-	0	-	-	0.0	-17	7
33 Dylan Brady	4	0	2	<u>0.0%</u>	0	0	-	<u>2</u>	-	-	<u>0.5</u>	<u>-12</u>	<u>8</u>
22 Daniel Noftz	3	0	0	-	0	0	-	0	-	-	0.0	-17	8

- ⚪ Unknown Athlete 3 0 0 - 0 0 - 4 - - 1.3 - -

Athletes

Advanced Scoring Rebounding

Assists and Turnovers

#	Athletes	GP	TP	PoT	SCP	PIP	OREB	OREB%	DREB	DREB%	REB	AST	TO	A/TO	TO%
42	Jovan Lewis	23	<u>2</u>	<u>9</u>	<u>8</u>	<u>44</u>	<u>9</u>	-	<u>38</u>	-	<u>47</u>	<u>4</u>	<u>12</u>	<u>0.33</u>	22.3%
12	Bryce Root	23	24	46	21	70	13	-	110	-	123	19	50	0.38	22.2%
21	Hayden Lehmann	23	<u>6</u>	<u>4</u>	<u>10</u>	<u>24</u>	<u>16</u>	-	<u>24</u>	-	<u>40</u>	<u>7</u>	<u>17</u>	<u>0.41</u>	29.1%
5	Jabryis Heidelberg	23	12	20	12	60	9	-	34	-	43	77	81	0.95	29.9%
2	Maliek Johnson	23	<u>45</u>	<u>35</u>	<u>17</u>	<u>106</u>	<u>14</u>	-	<u>41</u>	-	<u>55</u>	<u>36</u>	<u>48</u>	<u>0.75</u>	20.7%
3	Davion Anderson	23	3	13	0	12	10	-	15	-	25	22	35	0.63	33.1%
15	Bryce McKinstry	22	<u>12</u>	<u>21</u>	<u>43</u>	<u>102</u>	<u>59</u>	-	<u>81</u>	-	<u>140</u>	<u>6</u>	<u>42</u>	<u>0.14</u>	26.4%
4	Keyon Sewell	21	14	26	16	28	14	-	30	-	44	12	18	0.67	8.8%
23	Trevion Campbell	19	<u>23</u>	<u>43</u>	<u>21</u>	<u>42</u>	<u>16</u>	-	<u>28</u>	-	<u>44</u>	<u>8</u>	<u>30</u>	<u>0.27</u>	15.3%
22	Deryante Hardin	7	2	0	0	0	3	-	5	-	8	4	1	4.00	25.3%
20	Raleigh Weaver	5	0	0	0	0	0	-	0	-	0	0	1	0.00	33.3%
11	Ben Gedeon	5	0	0	0	0	0	-	1	-	1	0	2	0.00	100.0%
33	Dylan Brady	4	<u>2</u>	0	0	0	0	-	0	-	0	0	0	0	0.0%
22	Daniel Nofzt	3	0	0	0	0	0	-	0	-	0	0	0	0	-
-	⚪ Unknown Athlete	3	<u>2</u>	0	0	0	<u>1</u>	-	0	-	<u>1</u>	<u>2</u>	0	<u>0.00</u>	0.0%

Athletes

Defense

#	Athletes	GP	DEFL	STL	BLK	FOUL	CHG
42	Jovan Lewis	23	<u>11</u>	<u>7</u>	<u>4</u>	<u>30</u>	0
12	Bryce Root	23	16	13	2	53	1
21	Hayden Lehmann	23	<u>10</u>	<u>8</u>	<u>6</u>	<u>14</u>	0
5	Jabryis Heidelberg	23	35	29	4	46	0
2	Maliek Johnson	23	<u>30</u>	<u>18</u>	<u>13</u>	<u>65</u>	0
3	Davion Anderson	23	13	15	0	34	0
15	Bryce McKinstry	22	<u>12</u>	<u>11</u>	<u>7</u>	<u>55</u>	<u>5</u>
4	Keyon Sewell	21	5	8	2	26	1
23	Trevion Campbell	19	<u>20</u>	<u>24</u>	<u>2</u>	<u>16</u>	0
22	Deryante Hardin	7	1	0	0	1	0
20	Raleigh Weaver	5	0	2	0	0	0
11	Ben Gedeon	5	0	1	0	1	0
33	Dylan Brady	4	0	0	0	0	0
22	Daniel Nofzt	3	0	1	0	2	0
-		3	0	0	0	<u>2</u>	0

Stats Report

Ross — 23 Games — All Athletes — Totals

Games		Four Factors						Shooting				Two Pointers		
Games	GP	eFG%	TO%	OREB%	DREB%	FTF	VPS	FGM	FGA	FG%	eFG%	2FGM	2FGA	2FG%
Overall	23	<u>45.1%</u>	22.4%	<u>28.9%</u>	<u>64.5%</u>	0.30	0.92	<u>412</u>	<u>1,037</u>	<u>39.7%</u>	<u>45.1%</u>	<u>300</u>	<u>645</u>	<u>46.5%</u>
By Period	GP	eFG%	TO%	OREB%	DREB%	FTF	VPS	FGM	FGA	FG%	eFG%	2FGM	2FGA	2FG%
1st	23	<u>48.7%</u>	18.3%	<u>24.5%</u>	<u>64.3%</u>	0.17	1.03	<u>115</u>	<u>272</u>	<u>42.3%</u>	<u>48.7%</u>	<u>80</u>	<u>172</u>	<u>46.5%</u>
2nd	23	42.8%	29.8%	36.1%	65.8%	0.28	0.81	89	237	37.6%	42.8%	64	140	45.7%
3rd	23	<u>44.0%</u>	22.1%	<u>29.6%</u>	<u>63.8%</u>	0.18	0.90	<u>105</u>	<u>266</u>	<u>39.5%</u>	<u>44.0%</u>	<u>81</u>	<u>179</u>	<u>45.3%</u>
4th	23	43.9%	19.6%	25.7%	63.7%	0.52	0.92	98	253	38.7%	43.9%	72	148	48.6%
OT1	2	<u>66.7%</u>	10.5%	<u>33.3%</u>	<u>72.7%</u>	1.89	1.72	<u>5</u>	<u>9</u>	<u>55.6%</u>	<u>66.7%</u>	<u>3</u>	<u>6</u>	<u>50.0%</u>

Games		Three Pointers			Free Throws			Scoring					
Games	GP	3FGM	3FGA	3FG%	FTM	FTA	FT%	PF	PA	PPP	PPG	+/-	MINS
Overall	23	<u>112</u>	<u>392</u>	<u>28.6%</u>	<u>191</u>	<u>311</u>	<u>61.4%</u>	<u>1,127</u>	<u>1,334</u>	<u>0.84</u>	<u>49.0</u>	<u>-207</u>	<u>744</u>
By Period	GP	3FGM	3FGA	3FG%	FTM	FTA	FT%	PF	PA	PPP	PPG	+/-	MINS
1st	23	<u>35</u>	<u>100</u>	<u>35.0%</u>	<u>30</u>	<u>46</u>	<u>65.2%</u>	<u>295</u>	<u>325</u>	<u>0.92</u>	<u>12.8</u>	<u>-30</u>	<u>184</u>
2nd	23	25	97	25.8%	35	67	52.2%	238	338	0.71	10.3	-100	182
3rd	23	<u>24</u>	<u>87</u>	<u>27.6%</u>	<u>28</u>	<u>49</u>	<u>57.1%</u>	<u>262</u>	<u>323</u>	<u>0.81</u>	<u>11.4</u>	<u>-61</u>	<u>184</u>
4th	23	26	105	24.8%	86	132	65.2%	308	336	0.89	13.4	-28	186
OT1	2	<u>2</u>	<u>3</u>	<u>66.7%</u>	<u>12</u>	<u>17</u>	<u>70.6%</u>	<u>24</u>	<u>12</u>	<u>1.39</u>	<u>12.0</u>	<u>+12</u>	<u>8</u>

Games		Advanced Scoring				Rebounding				Assists and Turnovers				
Games	GP	TP	PoT	SCP	PIP	OREB	OREB%	DREB	DREB%	REB	AST	TO	A/TO	TO%
Overall	23	<u>147</u>	<u>217</u>	<u>148</u>	<u>488</u>	<u>187</u>	<u>28.9%</u>	<u>441</u>	<u>64.5%</u>	<u>628</u>	<u>196</u>	<u>341</u>	<u>0.57</u>	22.4%
By Period	GP	TP	PoT	SCP	PIP	OREB	OREB%	DREB	DREB%	REB	AST	TO	A/TO	TO%
1st	23	<u>29</u>	<u>62</u>	<u>45</u>	<u>134</u>	<u>38</u>	<u>24.5%</u>	<u>110</u>	<u>64.3%</u>	<u>148</u>	<u>54</u>	<u>66</u>	<u>0.82</u>	18.3%
2nd	23	32	46	27	102	56	36.1%	98	65.8%	154	49	114	0.43	29.8%
3rd	23	<u>39</u>	<u>49</u>	<u>31</u>	<u>130</u>	<u>48</u>	<u>29.6%</u>	<u>111</u>	<u>63.8%</u>	<u>159</u>	<u>46</u>	<u>82</u>	<u>0.56</u>	22.1%
4th	23	42	54	43	118	44	25.7%	114	63.7%	158	44	77	0.57	19.6%
OT1	2	<u>5</u>	<u>6</u>	<u>2</u>	<u>4</u>	<u>1</u>	<u>33.3%</u>	<u>8</u>	<u>72.7%</u>	<u>9</u>	<u>3</u>	<u>2</u>	<u>1.50</u>	10.5%

Games		Inbounds Efficiency					Defense						
Games	GP	SLOB	SLOB%	PPSLOB	BLOB	BLOB%	PPBLOB	DEFL	STL	BLK	FOUL	CHG	
Overall	23	<u>86</u>	<u>39.5%</u>	<u>0.72</u>	<u>108</u>	<u>38.9%</u>	<u>0.75</u>	<u>153</u>	<u>137</u>	<u>40</u>	<u>345</u>	<u>7</u>	
By Period	GP	SLOB	SLOB%	PPSLOB	BLOB	BLOB%	PPBLOB	DEFL	STL	BLK	FOUL	CHG	
1st	23	<u>13</u>	<u>30.8%</u>	<u>0.62</u>	<u>18</u>	<u>33.3%</u>	<u>0.78</u>	<u>30</u>	<u>27</u>	<u>7</u>	<u>70</u>	<u>2</u>	
2nd	23	19	36.8%	0.63	35	31.4%	0.60	36	37	8	82	1	
3rd	23	<u>22</u>	<u>27.3%</u>	<u>0.55</u>	<u>28</u>	<u>32.1%</u>	<u>0.61</u>	<u>40</u>	<u>34</u>	<u>14</u>	<u>88</u>	<u>2</u>	
4th	23	30	46.7%	0.87	25	56.0%	1.08	45	37	11	101	2	
OT1	2	<u>2</u>	<u>150.0%</u>	<u>2.00</u>	<u>2</u>	<u>100.0%</u>	<u>1.00</u>	<u>2</u>	<u>2</u>	<u>0</u>	<u>4</u>	<u>0</u>	

Stats Report

Ross' Opponents — 23 Games — All Athletes — Totals


Games	Four Factors							Shooting				Two Pointers		
Games	GP	eFG%	TO%	OREB%	DREB%	FTF	VPS	FGM	FGA	FG%	eFG%	2FGM	2FGA	2FG%
Overall	23	<u>47.7%</u>	17.3%	<u>35.5%</u>	<u>71.1%</u>	0.32	1.16	<u>493</u>	<u>1,148</u>	<u>42.9%</u>	<u>47.7%</u>	<u>384</u>	<u>764</u>	<u>50.3%</u>
By Period	GP	eFG%	TO%	OREB%	DREB%	FTF	VPS	FGM	FGA	FG%	eFG%	2FGM	2FGA	2FG%
1st	23	<u>46.7%</u>	16.4%	<u>35.7%</u>	<u>75.5%</u>	0.17	1.20	<u>127</u>	<u>305</u>	<u>41.6%</u>	<u>46.7%</u>	<u>96</u>	<u>205</u>	<u>46.8%</u>
2nd	23	54.5%	17.4%	34.2%	63.9%	0.33	1.29	131	266	49.2%	54.5%	103	174	59.2%
3rd	23	<u>46.3%</u>	17.4%	<u>36.2%</u>	<u>70.4%</u>	0.23	1.13	<u>126</u>	<u>300</u>	<u>42.0%</u>	<u>46.3%</u>	<u>100</u>	<u>202</u>	<u>49.5%</u>
4th	23	44.2%	17.8%	36.3%	74.3%	0.54	1.09	106	265	40.0%	44.2%	84	176	47.7%
OT1	2	<u>33.3%</u>	20.2%	<u>27.3%</u>	<u>66.7%</u>	0.67	0.44	<u>3</u>	<u>12</u>	<u>25.0%</u>	<u>33.3%</u>	<u>1</u>	<u>7</u>	<u>14.3%</u>

Games	Three Pointers			Free Throws			Scoring						
Games	GP	3FGM	3FGA	3FG%	FTM	FTA	FT%	PF	PA	PPP	PPG	+/-	MINS
Overall	23	<u>109</u>	<u>384</u>	<u>28.4%</u>	<u>239</u>	<u>362</u>	<u>66.0%</u>	<u>1,334</u>	<u>1,127</u>	<u>0.99</u>	<u>58.0</u>	<u>+207</u>	<u>744</u>
By Period	GP	3FGM	3FGA	3FG%	FTM	FTA	FT%	PF	PA	PPP	PPG	+/-	MINS
1st	23	<u>31</u>	<u>100</u>	<u>31.0%</u>	<u>40</u>	<u>53</u>	<u>75.5%</u>	<u>325</u>	<u>295</u>	<u>0.98</u>	<u>14.1</u>	<u>+30</u>	<u>184</u>
2nd	23	28	92	30.4%	48	88	54.5%	338	238	1.05	14.7	+100	182
3rd	23	<u>26</u>	<u>98</u>	<u>26.5%</u>	<u>45</u>	<u>70</u>	<u>64.3%</u>	<u>323</u>	<u>262</u>	<u>0.96</u>	<u>14.0</u>	<u>+61</u>	<u>184</u>
4th	23	22	89	24.7%	102	143	71.3%	336	308	0.99	14.6	+28	186
OT1	2	<u>2</u>	<u>5</u>	<u>40.0%</u>	<u>4</u>	<u>8</u>	<u>50.0%</u>	<u>12</u>	<u>24</u>	<u>0.76</u>	<u>6.0</u>	<u>-12</u>	<u>8</u>

Games	Advanced Scoring					Rebounding				Assists and Turnovers				
Games	GP	TP	PoT	SCP	PIP	OREB	OREB%	DREB	DREB%	REB	AST	TO	A/TO	TO%
Overall	23	<u>262</u>	<u>304</u>	<u>230</u>	<u>680</u>	<u>243</u>	<u>35.5%</u>	<u>459</u>	<u>71.1%</u>	<u>702</u>	<u>247</u>	<u>276</u>	<u>0.89</u>	17.3%
By Period	GP	TP	PoT	SCP	PIP	OREB	OREB%	DREB	DREB%	REB	AST	TO	A/TO	TO%
1st	23	<u>60</u>	<u>53</u>	<u>52</u>	<u>164</u>	<u>61</u>	<u>35.7%</u>	<u>117</u>	<u>75.5%</u>	<u>178</u>	<u>62</u>	<u>65</u>	<u>0.95</u>	16.4%
2nd	23	68	115	52	172	51	34.2%	99	63.9%	150	62	65	0.95	17.4%
3rd	23	<u>65</u>	<u>65</u>	<u>59</u>	<u>180</u>	<u>63</u>	<u>36.2%</u>	<u>114</u>	<u>70.4%</u>	<u>177</u>	<u>61</u>	<u>70</u>	<u>0.87</u>	17.4%
4th	23	69	71	65	162	65	36.3%	127	74.3%	192	60	72	0.83	17.8%
OT1	2	<u>0</u>	<u>0</u>	<u>2</u>	<u>2</u>	<u>3</u>	<u>27.3%</u>	<u>2</u>	<u>66.7%</u>	<u>5</u>	<u>2</u>	<u>4</u>	<u>0.50</u>	20.2%

Games	Inbounds Efficiency							Defense					
Games	GP	SLOB	SLOB%	PPSLOB	BLOB	BLOB%	PPBLOB	DEFL	STL	BLK	FOUL	CHG	
Overall	23	<u>90</u>	<u>48.9%</u>	<u>0.86</u>	<u>125</u>	<u>51.2%</u>	<u>0.97</u>	<u>179</u>	<u>166</u>	<u>57</u>	<u>308</u>	<u>15</u>	
By Period	GP	SLOB	SLOB%	PPSLOB	BLOB	BLOB%	PPBLOB	DEFL	STL	BLK	FOUL	CHG	
1st	23	<u>14</u>	<u>21.4%</u>	<u>0.36</u>	<u>36</u>	<u>44.4%</u>	<u>0.89</u>	<u>51</u>	<u>34</u>	<u>12</u>	<u>53</u>	<u>2</u>	
2nd	23	14	64.3%	1.07	31	51.6%	1.13	40	49	14	70	4	
3rd	23	<u>26</u>	<u>57.7%</u>	<u>1.12</u>	<u>40</u>	<u>47.5%</u>	<u>0.88</u>	<u>37</u>	<u>38</u>	<u>17</u>	<u>73</u>	<u>7</u>	
4th	23	35	48.6%	0.80	18	72.2%	1.06	48	45	14	103	2	
OT1	2	<u>1</u>	<u>0.0%</u>	<u>0.00</u>	<u>0</u>	-	<u>0</u>	<u>3</u>	<u>0</u>	<u>0</u>	<u>9</u>	<u>0</u>	

Name	Games	Quarters	FGA	FGM	FG%	3A	3M	3%	FTA	FTM	FT%	Points	PPG	OR	DR	TR	Reb Ave	AST	TO	ST	PF	Fouls	Blocks	CH taken
Brady	1	4	1	1	100.0%	5	3	60.0%	5	2	40.0%	13		1	5	6		1	3	1	0	2	0	0
Weaver	1	4	5	2	40.0%	4	1	25.0%	1	0	0.0%	7		2	0	2		3	1	1	3	1	1	0
Hardin	1	4	11	3	27.3%	2	0	0.0%	4	0	0.0%	6		0	3	3		2	0	3	2	2	0	0
Rapp	0	0	0	0	#DIV/0!	0	0	#DIV/0!	0	0	#DIV/0!	0		0	0	0		0	0	0	0	0	0	0
Gedeon	1	4	3	1	33.3%	5	2	40.0%	0	0	#DIV/0!	8		2	2	4		1	0	1	2	2	0	0
Ou	1	1	0	0	#DIV/0!	1	0	0.0%	0	0	#DIV/0!	0		0	0	0		0	0	0	0	0	0	0
Lotycz	1	1	0	0	#DIV/0!	1	0	0.0%	0	0	#DIV/0!	0		0	0	0		0	0	0	0	0	0	0
Chumley	0	0	0	0	#DIV/0!	0	0	#DIV/0!	0	0	#DIV/0!	0		0	0	0		0	0	0	0	0	0	0
Malan	1	4	0	0	#DIV/0!	0	0	#DIV/0!	2	1	50.0%	1		2	0	2		1	0	1	0	3	0	0
Burling	1	4	4	2	50.0%	0	0	#DIV/0!	0	0	#DIV/0!	4		1	2	3		1	2	1	0	1	1	0
Brown	1	3	3	1	33.3%	0	0	#DIV/0!	0	0	#DIV/0!	2		3	2	5		0	0	0	0	0	0	0
Lather	0	0	0	0	#DIV/0!	0	0	#DIV/0!	0	0	#DIV/0!	0		0	0	0		0	0	0	0	0	0	0
Szymanowski	0	0							0	0		0		0	0	0		0	0	0	0	0	0	0
Totals	1	4	27	10	37.0%	18	6	33.3%	12	3	25.0%	41		11	14	25		9	6	8	7	11	2	0
Opponents	1	4	26	10	38.5%	13	4	30.8%	8	4	50.0%	36		6	17	23		7	13	2	2	13	0	0



2017-2018 Fremont Middle School 8th Grade Boys' Basketball Season

NAME	GAMES	POINTS	ASSISTS	REBOUNDS	STEALS	FREE THROWS	3 POINTERS	TURN OVERS	PPG
KAHJI	15	152	27	27	29	31/41	12	59	10.1
DARRIAN	16	70	24	31	26	4/7	4	33	4.3
LABRONZE	16	102	21	54	25	10/20	15	24	6.3
LONDON	16	48	13	37	14	5/10	0	23	3
KURT	16	114	17	104	22	12/23	0	17	7.1
GAGE	16	18	7	8	8	0/0	6	9	1.1
JAEDYN	16	50	10	13	7	3/4	13	8	3.1
KALIJAH	16	39	14	15	17	5/10	2	20	2.4
REECE	16	7	4	6	1	0/0	1	2	.43
GABE	14	8	4	15	5	0/0	0	7	.57
NICK	2	1	0	1	1	1/2	0	0	.50
MARCUS	1	0	1	2	0	0/0	0	0	0

Team Record 10-6

Team Stats

Points	642	40.12 PG
Points Against	575	35.93 PG
Steals	168	10.5 PG
Rebounds	324	20.25 PG
Assists	149	9.31 PG
Free Throws	60/115	52%
Turn Overs	218	13.62 PG
3 Pointers	53	3.31 PG

Team Awards

MVP - Kahja Pickens
Most Improved - Gabe Ontiveros
Best Defense - Kalijah Alejandro
Best Teammate - Gage Black
Hardest Worker - Labronze Barnett
Coaches Award - London Johnson - Kurt Harrison

Fremont Ross 7th Grade Basketball

Record: 10-6

Coach Wiegel

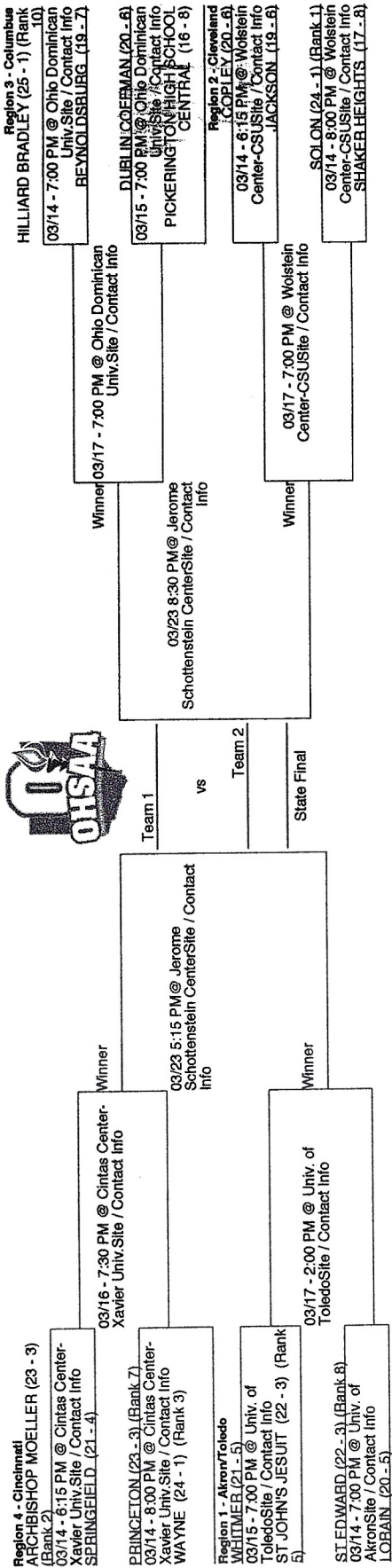
First Name, Last Name	Games	Total Points	PPG	Free Throw Totals	Free Throw Percentage
1 Bryson Hammer	16	70	4.38	5/8	63%
2 Bakari Scott	16	6	0.43	2/2	100%
3 Mason Durrwald	16	20	1.25	0/0	0
4 Keiljah Pickens	16	136	8.5	14/33	42%
5 Kaden Holmes	16	105	6.56	9/25	36%
6 Ayden Carter	16	81	3.81	4/16	25%
7 Jere Scott	16	27	1.69	3/4	75%
8 Carter Rodriguez	16	81	5.06	1/2	50%
9 John Mapus	16	15	1	2/4	50%
10 Mason Villareal	16	139	8.69	23/50	46%
11 Anthony Vann	15	75	5	4/16	25%
12 Zekwan Bradford	15	39	2.79	1/4	25%
13 Adam Hryniciw	12	7	0.64	1/2	50%
14 Kelandre Jones	10	7	0.88	0/0	0
15 Julian Sabiers	10	12	1.5	0/0	0
16 Easton Silva	1	3	3	0/0	0
17 Jacob Krebs	1	3	3	1/2	50%
Total Opponent Score		558		Total Team Free Throws	70/168
		34.88			
			Our total score		
			800		
			50		

2018 OHSAA Boys Basketball Division II District Tournament

Mansfield District

#5 CLEAR FORK 57	#2 MANSFIELD SENIOR 49	#4 SANDUSKY 53	
03/02 - 6:00 PM @ Bucyrus HSSite / Contact Info	03/06 - 6:15 PM @ Madison Middle SchoolSite / Contact Info	03/10 - 2:00 PM @ Madison Middle SchoolSite / Contact Info	LEXINGTON (21 - 5)
#2 MANSFIELD SENIOR 67	#6 NORWALK 53	#4 SANDUSKY 56	
#14 PORT CLINTON 47	03/02 - 8:00 PM @ Bucyrus HSSite / Contact Info	#1 VERMILION 43	
#6 NORWALK 42	#4 SANDUSKY 58	#3 LEXINGTON 46	
#9 PERKINS 33	#8 SHELBY 47	#7 CLYDE 53	
#13 COLUMBIAN 38	03/02 - 6:00 PM @ Willard HSSite / Contact Info	03/06 - 8:00 PM @ Madison Middle SchoolSite / Contact Info	
02/28 - 8:00 PM @ Bucyrus HSSite / Contact Info	#1 VERMILION 53	#3 LEXINGTON 66	
#4 SANDUSKY 70	#1 VERMILION 65	#3 LEXINGTON 80	
#11 BELLEVUE 53	#10 ONTARIO 64		
02/27 - 7:00 PM @ Willard HSSite / Contact Info	02/28 - 6:15 PM @ Willard HSSite / Contact Info		
#1 VERMILION 65	#7 CLYDE 78		
#10 ONTARIO 64	#12 GALION 57		
02/28 - 6:15 PM @ Willard HSSite / Contact Info	02/28 - 8:00 PM @ Willard HSSite / Contact Info		
#7 CLYDE 78	#3 LEXINGTON 66		
#12 GALION 57	#3 LEXINGTON 80		
02/28 - 8:00 PM @ Willard HSSite / Contact Info			
#3 LEXINGTON 80			

2018 OHSA Boys Basketball Tournament - Division I, State Championship



2018 OHSAА Boys Basketball Division I District Tournament

Toledo 2 District

#5 SYLVANIA NORTHVIEW 62

03/02 - 6:00 PM @ Start HSSite / Contact Info

#10 PERRYBURG 44

02/28 - 7:00 PM @ Start HSSite / Contact Info

#13 MADISON COMPREHENSIVE 45

#13 MADISON COMPREHENSIVE 54

#2 SYLVANIA SOUTHVIEW 52

03/02 - 8:00 PM @ Start HSSite / Contact Info

#11 ROGERS 46

#3 ST FRANCIS DE SALES 51

03/02 - 6:00 PM @ Central Catholic HSSite / Contact Info

#19 BOWLING GREEN 42

#19 BOWLING GREEN 58

#4 START 33

03/02 - 8:00 PM @ Central Catholic HSSite / Contact Info

#6 WHITMER 51

02/27 - 8:00 PM @ Central Catholic HSSite / Contact Info

#20 WOODWARD 40

#6 WHITMER 43

#5 SYLVANIA NORTHVIEW 40

03/08 - 6:15 PM @ Univ. of ToledoSite / Contact Info

#2 SYLVANIA SOUTHVIEW 51

#3 ST FRANCIS DE SALES 36

#6 WHITMER 44

#3 ST FRANCIS DE SALES 36

03/08 - 8:00 PM @ Univ. of ToledoSite / Contact Info

#6 WHITMER 40

#6 WHITMER 44

03/10 - 7:00 PM @ Univ. of ToledoSite / Contact Info

TOL. WHITMER (21 - 5)

#2 SYLVANIA SOUTHVIEW 42 OTs: 1

2018 OHSA Boys Basketball Division I District Tournament

Toledo 1 District

#12 BOWSHER 49	#14 CENTRAL CATHOLIC 32	#1 ST. JOHN'S JESUIT 41	TOL. ST. JOHN'S JESUIT (22 - 3) (Rank 5)
03/02 - 6:00 PM @ Genoa HSSite / Contact Info	03/07 - 6:15 PM @ Univ. of ToledoSite / Contact Info	03/10 - 2:00 PM @ Univ. of ToledoSite / Contact Info	
#14 CENTRAL CATHOLIC 55 02/28 - 7:00 PM @ Genoa HSSite / Contact Info	#1 ST. JOHN'S JESUIT 64	#8 ANTHONY WAYNE 21	
#15 FREMONT ROSS 44	#21 ASHLAND 27	#7 LIMA SENIOR 51	
#1 ST. JOHN'S JESUIT 69	#8 ANTHONY WAYNE 65	#17 SPRINGFIELD 54	
03/02 - 8:00 PM @ Genoa HSSite / Contact Info	03/02 - 6:00 PM @ Fostoria HSSite / Contact Info	03/02 - 8:00 PM @ Fostoria HSSite / Contact Info	
#18 WAITE 34 02/28 - 7:00 PM @ Fostoria HSSite / Contact Info	#9 FINDLAY 52	#8 ANTHONY WAYNE 56	
#9 FINDLAY 51	#7 LIMA SENIOR 61	#1 ST. JOHN'S JESUIT 64	
	03/02 - 8:00 PM @ Fostoria HSSite / Contact Info		

FINAL 2018 Ohio High School Boys Basketball AP State Poll (Feb. 20)

Division I

Rank	School (1st place votes)	Record	Total Points
1	Solon (14)	20-0	159
2	Cincinnati Archbishop Moeller (1)	19-3	123
3	Huber Heights Wayne (1)	20-1	113
	Upper Arlington (1)	20-1	113
5	Toledo St. John's	20-1	104
6	Sylvania Southview	19-1	81
7	Cincinnati Princeton	19-3	47
8	Lakewood St. Edward	17-3	42
9	Logan	19-2	41
10	Hilliard Bradley	20-1	31
Others receiving 12 or more points: Pickerington North 16. Springfield 16. Garfield Heights 14.			

Division II

Rank	School (1st place votes)	Record	Total Points
1	Wauseon (12)	21-0	150
2	Columbus Beechcroft (4)	20-1	147
3	Poland Seminary (1)	18-1	108
4	Proctorville Fairland	19-3	100
5	Trotwood-Madison	18-3	92
6	Parma Heights Holy Name	18-2	76
7	Thornville Sheridan	18-3	43
8	Columbus Eastmoor	17-5	39
9	Akron St. Vincent-St. Mary	11-8	36
10	Gnaddenhutten Indian Valley	17-2	35
Others receiving 12 or more points: Cleveland Villa Angela-St. Joseph 23. Chillicothe Unioto 19.			

Division III

Rank	School (1st place votes)	Record	Total Points
1	Canal Winchester Harvest Prep (12)	22-0	159
2	Cincinnati Deer Park (2)	21-0	139
3	Ottawa-Glandorf	20-1	122
4	Leavittsburg Labrae (3)	20-0	106
5	Oregon Cardinal Stritch	19-1	105
6	Versailles	18-4	69
7	Oak Hill	19-2	55
8	Columbus Wellington	16-4	46
9	Genoa Area	17-3	36
10	Columbus Africentric	15-6	24
Others receiving 12 or more points: Archbold 19. Canfield South Range 18.			

Division IV

Rank	School (1st place votes)	Record	Total Points
1	Mansfield St. Peter's (13)	22-0	156
2	McDonald (1)	19-1	126
3	Hannibal River	18-1	112
4	Fort Loramie	20-2	103
5	St. Henry	18-3	87
6	Bristolville Bristol	18-2	71
7	Pettisville	17-2	61
8	Berlin Hiland	16-5	40
9	Willoughby Cornerstone Christian (3)	12-7	34
10	Springfield Catholic Central	18-3	33
Others receiving 12 or more points: Warren John F. Kennedy 24. Richmond Heights 21. Pandora-Gilboa 16.			

League Standings 2017-2018

Monday, February 26, 2018

Overall League

Blanchard Valley Conference

Pandora-Gilboa	21 - 1	11 - 0
North Baltimore	17 - 5	9 - 2
Van Buren	15 - 7	9 - 2
Hopewell-Loudon	15 - 7	8 - 3
Arlington	14 - 8	8 - 3
Leipsic	8 - 14	6 - 5
Cory-Rawson	9 - 13	4 - 7
Riverdale	5 - 17	3 - 8
Liberty-Benton	5 - 17	3 - 8
McComb	5 - 17	3 - 8
Vanlue	8 - 14	1 - 10
Arcadia	3 - 19	1 - 10

Buckeye Border Conference

Pettisville	19 - 3	11 - 1
Stryker	15 - 7	10 - 2
Fayette	14 - 8	8 - 4
Montpelier	9 - 13	6 - 6
North Central	6 - 16	3 - 9
Hilltop	4 - 18	3 - 9
Edon	2 - 20	1 - 11

Firelands Conference

South Central	15 - 7	12 - 2
Western Reserve	14 - 6	12 - 2
Plymouth	12 - 10	9 - 5
New London	11 - 11	9 - 5
Norwalk St. Paul	11 - 11	7 - 7
Ashland Crestview	6 - 16	5 - 9
Mapleton	4 - 18	2 - 12
Monroeville	1 - 21	0 - 14

Green Meadows Conference

Wayne Trace	17 - 5	6 - 1
Hicksville	17 - 5	6 - 1
Tinora	13 - 9	5 - 2
Ayersville	15 - 7	4 - 3
Antwerp	13 - 9	4 - 3
Fairview	7 - 15	2 - 5
Edgerton	9 - 13	1 - 6
Holgate	1 - 21	0 - 7

Mid-Buckeye Conference

Mansfield St. Peter's	22 - 0	10 - 0
Lucas	14 - 8	5 - 5
Crestline	11 - 11	4 - 6
Loudonville	11 - 11	4 - 6
Kidron Central Christian	8 - 14	4 - 6
Mansfield Christian	13 - 9	3 - 7

Midwest Athletic Conference

Marion Local	18 - 4	9 - 0
St. Henry	19 - 3	8 - 1
Versailles	18 - 4	7 - 2
Minster	14 - 7	6 - 3
Delphos St. John's	14 - 7	5 - 4
Fort Recovery	13 - 9	3 - 6
Coldwater	11 - 11	3 - 6
New Bremen	9 - 13	3 - 6
New Knoxville	6 - 16	1 - 8
Parkway	9 - 13	0 - 9

Northern Buckeye Conference

Genoa	18 - 4	13 - 1
Eastwood	16 - 6	11 - 3
Woodmore	16 - 6	8 - 6
Olsego	15 - 7	8 - 6
Rossford	8 - 14	6 - 8
Elmwood	9 - 13	5 - 9
Lake	7 - 15	4 - 10
Fostoria	3 - 19	1 - 13

Northern Lakes League

Sylvania Southview	21 - 1	14 - 0
Sylvania Northview	19 - 3	11 - 3
Anthony Wayne	15 - 7	10 - 4
Perrysburg	10 - 12	7 - 7
Bowling Green	7 - 14	7 - 7
Springfield	6 - 16	5 - 9
Maumee	5 - 17	2 - 12
Napoleon	2 - 20	0 - 14

Northern Ten Conference

Upper Sandusky	19 - 3	15 - 1
Colonel Crawford	18 - 4	14 - 2
Mohawk	16 - 6	12 - 4
Carey	16 - 6	10 - 6
Seneca East	12 - 10	7 - 9
Buckeye Central	8 - 14	7 - 9
Wynford	7 - 14	5 - 11
Bucyrus	3 - 19	2 - 14
Ridgedale	2 - 20	0 - 16

Northwest Central Conference

Upper Scioto Valley	18 - 4	7 - 1
Marion Elgin	18 - 4	7 - 1
Lima Perry	14 - 8	5 - 3
Lima Temple Christian	12 - 10	5 - 3
Sidney Lehman	8 - 14	4 - 4
Waynesfield-Goshen	6 - 16	4 - 4
Riverside	8 - 14	3 - 5
Ridgemont	3 - 19	1 - 7
Hardin Northern	0 - 22	0 - 8

Northwest Conference

Convoy Crestview	19 - 3	8 - 0
Lincolnvew	15 - 7	7 - 1
Paulding	11 - 11	5 - 3
Delphos Jefferson	8 - 14	5 - 3
Bluffton	10 - 12	4 - 4
Columbus Grove	9 - 13	4 - 4
Ada	4 - 18	2 - 6
Spencerville	2 - 19	1 - 7
Allen East	4 - 18	0 - 8

Northwest Ohio Athletic League

Wauseon	22 - 0	7 - 0
Archbold	18 - 3	6 - 1
Evergreen	12 - 10	5 - 2
Bryan	12 - 10	4 - 3
Delta	7 - 14	3 - 4
Patrick Henry	9 - 13	2 - 5
Swanton	6 - 16	1 - 6
Liberty Center	3 - 19	0 - 7

League Standings 2017-2018

Monday, February 26, 2018

Overall League

Ohio Cardinal Conference

Lexington	17 - 5	9 - 3
Mount Vernon	15 - 7	9 - 3
Wooster	14 - 7	8 - 4
Mansfield Senior	14 - 7	8 - 4
Mansfield Madison	14 - 8	5 - 7
West Holmes	8 - 14	2 - 10
Ashland	2 - 20	1 - 11

Putnam County League

Ottoville	17 - 5	0 - 0
Kalida	16 - 6	0 - 0
Fort Jennings	15 - 7	0 - 0
Miller City	13 - 9	0 - 0
Continental	1 - 21	0 - 0

Sandusky Bay Conf. (Bay Div.)

Vermilion	18 - 4	11 - 1
Oak Harbor	18 - 4	9 - 3
Edison	15 - 7	7 - 5
Margaretta	10 - 12	6 - 6
Huron	8 - 12	5 - 7
Willard	5 - 17	3 - 9
Port Clinton	2 - 20	1 - 11

Sandusky Bay Conf. (Lake Div.)

Sandusky	14 - 8	9 - 3
Clyde	16 - 6	8 - 4
Shelby	14 - 8	8 - 4
Norwalk	13 - 9	7 - 5
Sandusky Perkins	12 - 10	6 - 6
Bellevue	10 - 12	4 - 8
Tiffin Columbian	3 - 19	0 - 12

Sandusky Bay Conf. (River Div.)

Old Fort	13 - 9	7 - 3
New Riegel	11 - 11	7 - 3
Sandusky St. Mary	11 - 11	6 - 4
Fremont St. Joseph	9 - 13	6 - 4
Tiffin Calvert	8 - 14	4 - 6
Lakota	2 - 20	0 - 10

Three Rivers Conference

Toledo St. John's	19 - 3	14 - 0
Toledo St. Francis	17 - 5	11 - 3
Toledo Whitmer	17 - 5	11 - 3
Findlay	13 - 9	7 - 7
Lima Senior	11 - 11	6 - 8
Fremont Ross	9 - 13	3 - 11
Toledo Central Catholic	7 - 14	3 - 11
Oregon Clay	6 - 16	1 - 13

Toledo Area Athletic Conference

Cardinal Stritch	21 - 1	14 - 0
Toledo Christian	18 - 4	11 - 3
Maumee Valley Country Day	17 - 5	10 - 4
Ottawa Hills	12 - 9	9 - 5
Gibsonburg	8 - 14	5 - 9
Emmanuel Christian	9 - 12	4 - 10
Danbury	5 - 17	2 - 12
Northwood	2 - 20	1 - 13

Toledo City Athletic League

Toledo Start	19 - 3	9 - 1
Toledo Rogers	9 - 12	8 - 2
Toledo Bowsher	10 - 10	7 - 3
Toledo Waite	8 - 13	2 - 8
Toledo Woodward	3 - 18	2 - 8
Toledo Scott	2 - 18	2 - 8

Western Buckeye League

Ottawa-Glandorf	21 - 1	9 - 0
Lima Shawnee	15 - 7	6 - 3
Wapakoneta	14 - 8	6 - 3
Elida	18 - 4	5 - 4
Van Wert	11 - 10	5 - 4
St. Marys	7 - 15	4 - 5
Kenton	14 - 8	3 - 6
Celina	5 - 17	3 - 6
Lima Bath	8 - 14	2 - 7
Defiance	8 - 14	2 - 7

Independent and Other

Clear Fork	17 - 5	12 - 2
Ontario	13 - 9	10 - 4
Galion	8 - 14	5 - 9
Monclova Christian	14 - 6	0 - 0
Lima Central Cath.	8 - 14	0 - 0

TRAC BKB BOYS ALL LEAGUE 2017-2018

Player of the Year

Vincent Williams Jr. (SR) – St. John's Jesuit

1st Team

Houston King (SR) – St. John's Jesuit

Jackie Harris (JR) – St. Francis

Ryan Nunn (JR) – Findlay

BJ Miller (SR) – Lima Senior

Edward Colbert (JR) – Whitmer

2nd Team

Ryan Roth (JR) – Findlay

Jakiel Wells (JR) – St. Francis

Jaleel King (JR) – Lima Senior

Reese Wamer (JR) – Clay

Jonzell Norrils (SO) – Central Catholic

Leon Hughes (JR) – Whitmer

Honorable Mention

Dallas Fields (SR) – Central Catholic

Dominique Cole (SO) – Central Catholic

Trey Reddick (JR) – Clay

Dustin Aiton (JR) – Clay

Jacob Logsdon (SR) – Findlay

Isaac Schumm (SR) – Findlay

Bryce Root (JR) – Fremont Ross

Jabryis Heidelberg (JR) – Fremont Ross

Jatsiel Colon (SR) – Lima Senior

Jermaine Daniel (SO) – Lima Senior

Drew Swerlein (SR) - St. Francis

Tayler McNeal (SR) – St. Francis

Ryan Christie (SR) – St. John's Jesuit

Payton Moyer (JR) – St. John's Jesuit

Trey Syroka (JR) – Whitmer

Areon Evans (JR) – Whitmer

Coach of the Year

Ed Heintschel – St. John's Jesuit

OHSBCA
DISTRICT 6 TEAMS 2017-2018
DIVISION I BOYS

1ST TEAM

KYLE JACKSON	MADISON	12
MASON CAMPBELL	MADISON	12
GARRETT DENBOW	ASHLAND	11
MANNY LANGSTON	ASHLAND	12
BRYCE ROOT	FREMONT ROSS	11
JABRYIS HEIDELBURG	FREMONT ROSS	11

2ND TEAM

CARL RICKERT	MADISON	12
SHAMIR BROWN	MADISON	12
MITCH HEILMAN	ASHLAND	10
KAMERIN KNOWLTON-GOINGS	ASHLAND	12
MALIEK JOHNSON	FREMONT ROSS	12
KEYON SEWELL	FREMONT ROSS	12

PLAYER OF THE YEAR

KYLE JACKSON –MADISON

COACH OF THE YEAR

TIM MERGEL-MADISON

OHSBCA
DISTRICT 6 TEAM 2017-2018
DIVISION II BOYS

FIRST TEAM

CADE STOVER	LEXINGTON	11
KEITH WILLIAMS	SANDUSKY	12
BRANDON HARAWAY	NORWALK	11
JOBY PFEIL	VERMILION	12
CHANCE BARNETT	CLEAR FORK	12
TREY RUHLMAN	BELLEVUE	11
DERICK HARRAH	CLYDE	11

SECOND TEAM

URIAH SCHWEMLEY	SHELBY	11
BJ PATRICK	MANSFIELD SR	12
MASON MONTGOMERY	VERMILION	11
HELMUT WHEELER	PERKINS	12
TAHJ STAVESKIE	SANDUSKY	10
LOGAN JONES	ONTARIO	12
SETH HOHMAN	CLYDE	12

HONORABLE MENTION

ISAIA ALSIP	GALION	10
QUAN HILORY	MANSFIELD SR	11
MAX RUMBARGER	PORT CLINTON	12
HUNTER HOFFMAN	SHELBY	11
BRENNAN SOUTH	CLEAR FORK	10
BEN VORE	LEXINGTON	11
GARRETT CHAPIN	NORWALK	9
DYLON JONES	SANDUSKY	10
CONNOR LONG	CLYDE	12

PLAYER OF THE YEAR

CADE STOVER – LEXINGTON

COACH OF THE YEAR

RYAN FRETZ – CLYDE

Division I Boys

FIRST TEAM

Vincent Williams, St. John's, 6-foot-5, senior, 18.9 points per game; Houston King, St. John's, 6-4, sr., 17.0; Jackie Harris, St. Francis, 6-6, jr., 16.5; Kyle Jackson, Mansfield Madison, 6-6, sr., 20.3; Alek West, Northview, 6-3, jr., 14.5; Ryan Fries, Southview, 5-11, sr., 16.7.

SECOND TEAM

Christian Smith, Rogers, 6-6, sr., 18.5; Ryan Nunn, Findlay, 5-11, sr., 18.3; Devin Williams, Start, 5-8, jr., 13.1; B.J. Miller, Lima Senior, 5-11, sr., 14.6; Edward Colbert, Whitmer, 6-5, jr., 13.2; Isaac Elsasser, Bowling Green, 6-4, jr.; 19.9.

THIRD TEAM

Seth Morgan, Perrysburg, 6-2, sr., 14.4; Charles Robinson, Woodward, 6-1, sr., 16.1; Mason Campbell, Mansfield Madison, 6-4, sr., 14.7; Ajai Washington, Bowsher, 6-1, sr., 13.5; Tehree Horn, Southview, 6-1, jr., 13.3; Andrew Murphy, Anthony Wayne, 6-1, sr., 14.9.

Player of the year: Vincent Williams, St. John's.

Co-coaches of the year: Stan Joplin, Southview; Matthew Wortham, Start.

HONORABLE MENTION

Ryan Roth, Findlay; Denzel Price, Springfield; Reese Wamer, Clay; Sam Clear, Northview; Colton Snow, Northview; Christian Wagenhauser, Southview; Jonzell Norrils, Central Catholic; DeSean Nelson, Rogers; Ketaan Wyatt Jr., Rogers; Alex Perry, Start; Brandon Lewis, Start; Jakiel Wells, St. Francis; Keyshawn Leach, Waite; Dominique Booth, Waite; Leon Hughes, Whitmer; Max Denman, Anthony Wayne; Bryce Root, Fremont Ross; Jaleel King, Lima Senior; Garrett Denbow, Ashland.

Division II Boys

FIRST TEAM

Austin Rotroff, Wauseon, 6-9, sr., 14.6; Keith Williams, Sandusky, 6-1, sr., 18.8; Brandon Haraway, Norwalk, 6-1, jr., 17.9; Daniel Unruh, Elida, 6-2, sr., 17.1; Cade Stover, Lexington, 6-5, jr., 18.0; Chance Barnett, Belleville Clear Fork, 6-3, sr., 19.0.

SECOND TEAM

Joby Pfeil, Vermilion, 5-9, sr., 16.3; Trey Ruhlman, Bellevue, 5-10, jr., 19.3; Jacoby Kelly, Van Wert, 5-10, sr., 16.1; Jaron Sharp, Kenton, 6-3, jr., 18.0; Brooks Gype, Wauseon, 6-3, sr., 9.0; B.J. Patrick, Mansfield Senior, 6-0, sr., 14.0.

THIRD TEAM

Derick Harrah, Clyde, 6-4, soph., 16.8; Johnny Caprella, Lima Shawnee, 6-3, jr., 15.5; Chad Frey, Lima Bath, 6-1, sr., 17.9; Quan Hilory, Mansfield Senior, 5-10, jr.; 14.0; Ben Vore, Lexington, 6-2, jr., 10.0; Uriah Schwemley, Shelby, 6-3, jr., 15.3; Isaiah Alsip, Galion, 6-0, soph.; 17.1.

Player of the year: Austin Rotroff, Wauseon.

Coach of the year: Chad Burt, Wauseon

HONORABLE MENTION

Kole Murlin, Celina; Mason Montgomery, Vermilion; Helmut Wheeler, Sandusky Perkins; Zhane Cupp, Bryan; Tyrel Goins, Defiance; Kyle Johnston, Lexington; Logan Jones, Ontario; Ben Pacer, Maumee; Eugene Towbridge, Scott; Max Rumbarger, Port Clinton; Tajh Staveski, Sandusky; Dylan Jones, Sandusky; Seth Hohman, Clyde; Conner Long, Clyde; Garrett Chapin, Norwalk; Donte Johnson, Elida; Adam Scott, Wapakoneta; Trent Armstrong, Wauseon; Peyton Lamberson, Bryan.

Division III Boys

FIRST TEAM

James Hills, Milan Edison, 6-4, sr., 15.4; Joey Holifield, Cardinal Stritch, 6-1, soph., 16.5; Jay Kaufman, Ottawa-Glandorf, 6-5, sr., 18.6; Jevon Dible, Upper Sandusky, 6-2, sr., 14.7; Jacob Plantz, Genoa, 6-3, jr., 21.0; Payton Jutte, Fort Recovery, 6-4, jr., 19.0; Bryce Williams, Archbold, 6-3, sr., 13.9.

SECOND TEAM

Braydon Hood, Collins Western Reserve, 5-11, sr., 14.7; Owen Hiegel, Ottawa-Glandorf, 5-10, jr., 15.4; Josh Crall, Bucyrus Wynford, 5-10, soph., 19.7; Jay Alexander, Oak Harbor, 5-10, soph., 13.3; Tyler Haas, Eastwood, 6-5, sr., 13.6; Mitchell Miller, Woodmore, 6-1, sr., 19.8; Will Varner, Otsego, 6-1, sr., 19.5.

THIRD TEAM

Michael Hurst, Huron, 6-0, sr., 18.5; Bailey Kimberlin, Margaretta, 6-4, sr., 13.2; Jordan Burton, Cardinal Stritch, 5-10, jr., 14.4; Ethan White, Ottawa-Glandorf, 6-4, jr., 10.5; Austin May, Liberty-Benton, 6-3, sr., 16.3; Addison Weaver, Gibsonburg, 6-3, jr., 18.5; Mason Loeffler, Evergreen, 6-4, soph., 14.6.

Player of the year: Jay Kaufman, Ottawa-Glandorf.

Coach of the year: Jamie Kachmarik, Cardinal Stritch.

HONORABLE MENTION

Karson Howell, New London; Matthew Cline, Elmwood; Matthew Ayers, Van Buren; Ryan Evans, Bucyrus; Drew Bench, Genoa; Marcus Bruns, Coldwater; Eli Miller, Archbold; Ryan Mohr, Tinora; Bryce Roberts, Milan Edison; Nick Leibacher, Margaretta; Dylan Morris, Margaretta; Dale Smith, Collins Western Reserve; Aiden Markley, Collins Western Reserve; Justin Marshall, New London; Josh Ernsthuse, Gibsonburg; Little Anderson, Cardinal Stritch; Jake Dible, Ottawa-Glandorf; Cody Luzader, Crey; Hayden Stone, Carey; Camden Roman, Ashland Crestview; Christian Durbin, Ashland Crestview; Nic Stimpert, Ashland Crestview; Josiah Bradfield, Genoa; Tate Smith, Oak Harbor; Alez Gezo, Oak Harbor; Ben Stowers, Lake; Ahmad Smith, Lake; Alex Rode, Delphos Jefferson; Josh Kagy, Lakota; Rigo Ramos, Archbold; Bowen Green, Delta; Nate Brighton, Evergreen; Ethan Rhonehouse, Paulding.

Division IV Boys

FIRST TEAM

Jared Jakubick, Mansfield St. Peter's, 6-4, sr., 24.6; Cameron McCreary, North Robinson Colonel Crawford, 6-1, soph., 15.0; Zeb Jackson, Maumee Valley, 6-1, soph., 19.5; Javin Etzler, Convoy Crestview, 6-7, jr., 15.2; Drew Johnson, Pandora-Gilboa, 6-6, sr., 17.8; Payton Tunis, Hicksville, 5-9, sr., 17.3; Kolden Uribes, Montpelier, 6-2, sr., 23.5; Tyler Mescher, Maria Stein Marion Local, 6-2, sr., 16.4.

SECOND TEAM

Tyler Schlarman, St. Henry, 6-0, sr., 17.5; Jacob Webb, Old Fort, 5-6, sr., 19.8; Elijah Cobb, Mansfield St. Peter's, 6-1, sr., 17.6; Max Loy, Buckeye Central, 6-2, sr., 18.1; Delano Smith, Toledo Christian, 5-11, sr., 16.4; Logan Kemper, Ottoville, 6-3, sr., 14.3; Brody Bowman, Lima Temple Christian, 5-10, jr. 22.1; Simon Blair, Greenwich South Central, 5-9, soph. 19.4.

THIRD TEAM

Harley Schaum, North Robinson Colonel Crawford, 6-4, sr., 13.1; Kyle Kurtz, Mansfield Christian, 5-7, sr., 18.4; Mark Kulhman, Miller City, 6-1, sr., 14.9; Chayten Overholt, Lincolnview, 5-8, sr., 14.7; Eric Ritter, Rawson Cory-Rawson, 6-3, sr., 19.2; Zach Hayman, Mohawk, 5-10, jr., 18.0; Eli Sinn, Wayne Trace, 6-2, sr., 11.6; Nathan Bruns, Maria Stein Marion Local, 6-6, jr., 14.6.

Player of the year: Jared Jakubick, Mansfield St. Peter's.

Co-Coaches of the year: Joe Jakubick, Mansfield St. Peter's; Joe Braidic, Pandora-Gilboa.

HONORABLE MENTION

Isaac Schmiesing, Minster; Xavier Wensink, Patrick Henry; Detric Yoder, Pettisville; Chase Glock, Stryker; Ethan Schlacter, Ayersville; Spencer Harrison, Fremont St. Joseph; Alex Forehand, Seneca East; Park Hemminger, Tiffin Calvert; Ben Dryfuse, New Riegel; Jonah Ramey, Mansfield St. Peter's, Logan Niswander, Lucas; Ty Clark, Crestline; Jacob Adams, Plymouth; Jaiden Woodley, Maumee Valley; Brandon Wehri, Fort Jennings; Ivan Berry, Arlington; Julian Hagemyer, North Baltimore; Jared Breece, Pandora-Gilboa; Blake Reynolds, Columbus Grove; Jordyn Jury, Hopewell-Loudon; Ben Lamoreaux, South Central; Cole Horstman, Fort Jennings; Derek Stout, Convoy Crestview; Trevor Lambert, Kalida; Noah Otto, Miller City; Nick Moorman, Ottoville; Jared Wurst, Delphos St. John's; Quinn Sanders, Upper Scioto Valley; Caden Ringwald, Lincolnview; Wade Sheets, Convoy Crestview; Landon McGill, Toledo Christian; Eliot Cummings, Ottawa Hills; Cooper McCullough, Pandora-Gilboa; Tyler Durfey, North Baltimore; Levi Gazarek, North Baltimore; Tyler Hiegel, Leipsic; Tanner Schroeder, McComb; Jaret Vermillion, Arlington; Luke Bolte, Hopewell-Loudon; Alec Loveridge, Mt. Blanchard Riverdale; Troy Ward, Vanlue; J.J. Fischer, Sandusky St. Mary; Nathan Roesch, Sandusky St. Mary; Isaiah Seidel, South Central; Chris Ruffing, Norwalk St. Paul; Jacob Adams, Plymouth; Zach DeWese, Old Fort; Austin Lescallett, New Riegel; Connor Kennedy, Calvert; Chris Klopp, Mohawk, Keith Jenkins, Mohawk; Tyler Turek, Seneca East; Chris Morrisette, Fremont St. Joseph; Parker Thiel, Hicksville; Kyle Nicely, Ayersville; Nate Gerber, Haviland Wayne Trace; Braydon Cape, Edgerton; Trey Keefer, Fayette; Graeme Jacoby, Pettisville; Jack Bailey, Pioneer North Central; Luke Holsopple, Stryker; Jarod Schulze, Minster; Avery Powers, New Bremen; Nathan Tinnerman, New Knoxville; Dalton Sheaffer, Buckeye Central; Davon Triplett, Crestline.

Milestones - Individual

Points in a Career: Maliek Johnson – 336 (75th place)
(Since 1902) Keyon Sewell – 306 (85th place)
Tre Campbell – 278 (T-93rd place)
Bryce Root – 278 (T-93rd place)

Most Points, Season: None in top 100
(Since 1953)

Most Rebounds, Career: Bryce McKinstry – 261 (14th place)
(Since 1990) Bryce Root – 178 (T-29th place)

Most Rebounds, Season: Bryce McKinstry - 140 (19th place)
(Since 1990) Bryce Root – 123 (27th place)

Most Offensive Rebounds, Career: Bryce McKinstry - 102 (T-9th place)
(Since 1990)

Most Offensive Rebounds, Season: Bryce McKinstry – 59 (11th place)
(Since 1990)

Most Defensive Rebounds, Career: Bryce McKinstry - 159 (16th place)
(Since 1990) Bryce Root - 156 (17th place)

Most Defensive Rebounds, Season: Bryce Root - 110 (11th place)
(Since 1990) Bryce McKinstry - 81 (T-23rd place)

Most Three Point Baskets Made, Season: Keyon Sewell – 38 (T-7th place)
(Since 1990) Tre Campbell – 32 (10th place)

Most Three Point Baskets Made, Career: Keyon Sewell - 57 (10th place)
(Since 1990) Tre Campbell - 46 (13th place)
Bryce Root – 33 (24th place)
Maliek Johnson - 28 (T-32nd)

Most Assists, Season: Jabryis Heidelberg - 77 (T-15th place)
(Since 1990)

Most Assists, Career: Jabryis Heidelberg - 77 (T-28th place)
(Since 1990)

Most Steals, Career: Maliek Johnson - 50 (18th place)
(Since 1990) Tre Campbell - 44 (T-26th place)

Most Steals, Season: Jabryis Heidelberg – 29 (T-21st place)
(Since 1990) Tre Campbell – 24 (T-42nd place)

Most Blocks, Season: Maliek Johnson - 13 (T-28th place)
(Since 1990)

Most Blocks, Career: Bryce McKinstry - 31 (12th place)
(Since 1990) Maliek Johnson – 21 (20th place)

**Team Awards
Voted by the Players**

Varsity

Most Valuable Player: **Maliek Johnson**
Most Improved Player: **Bryce Root**
Best Defensive Player: **Bryce McKinstry**
Billy Stierwalt Award: **Jovan Lewis**
Captain's Award – **Davion Anderson**

Junior Varsity

Most Valuable Player: **Deryante Hardin**
Most Improved Player: **Jason Burling**
Best Defensive Player: **Raleigh Weaver**
Billy Stierwalt Award: **Jason Burling, Connor Malan**
Captain's Award – **Dylan Brady, Deryante Hardin**

Freshmen

Most Valuable Player: **Dion Bradley, Javien Burel**
Most Improved Player: **Tarian Bowling**
Best Defensive Player: **Spencer Price**
Billy Stierwalt Award: **Joshua Rhea**
Captain's Award – **Jonathan Szymanowski**

AP Honors

All Northwest Ohio: Honorable Mention: Bryce Root

Toledo Blade: Honorable Mention: None

Fostoria East-West All-Stars: Maliek Johnson, Keyon Sewell

Special Thanks to our T-Shirt Sponsors

**McDonald's
Lotycz & Sons, Inc.
Carbo Forge
Crown Battery
Advantage Ford Lincoln
Motion Controls and Robotics
Robin and Mike Mohr
Art and Lisa Bucci
Karen and Jon Diller
Fremont Area Foundation**

