


Fremont Ross Basketball



“We’re Ready!!”

1999-2000 Sectional Champions

1999-2000 Fremont Ross Basketball

Varsity

4	Kelly Lytle	G	5' 11"	155	Jr.
10	Mike Price	G	5' 11"	150	So.
14	Terrence Jones	G	6' 2"	185	Fr.
22	Juan Vela	G	5' 11"	190	Sr.
24	T. J. Hammer	G	6' 1"	150	Jr.
30	Steve Dagg	G/F	6' 4"	165	Sr.
32	Reggie Jones	G/F	6' 5"	190	Sr.
40	Alfonzo Vann	F	6' 2"	200	Jr.
42	Chris Beard	F/C	6' 3"	205	Jr.
44	Bryan Root	F/C	6' 4"	190	Jr.
50	Greg Burroughs	C	6' 5"	205	Sr.

Junior Varsity

4	Dash Yost	G	5' 9"	150	So.
10	Mike Price	G	5' 11"	150	So.
12	Lee Root	G	5' 11"	160	So.
20	Tyrus Hamilton	G	5' 8"	160	So.
22	Gabe Sanchez	G	5' 9"	160	So.
30	John Meggitt	G	5' 8"	150	So.
32	Jarred Stull	F	6' 2"	150	So.
34	Josh Emly	F	5' 11"	155	So.
40	Leon Garza	F	5' 11"	180	So.
42	James Martin	F	6' 1"	185	So.
44	Jered Kingsborough	F	6'	195	So.
50	Chad Clark	C	6' 3"	185	Fr.

Head Coach: Mark Gedeon

Assistant Coach: Chuck Lindsey

Junior Varsity Coach: Scott McVeigh

Scorebook: Alex Gorobetz

Trainer: Joe Hershey

Manager: Rey Reyna

Freshmen Coaches: Roger Hafford and Derrick Hershey

Eighth Grade Purple Coach: Chad Hoffman

Eighth Grade White Coach: Brian Hutton and Kris Myers

Seventh Grade Purple Coach: Cheryl Schell

Seventh Grade White Coach: Jon Detwiler

Video: Nate Frasure

Stats: Rebecca Brown, Abby Gilbert, Shannon Parks, Jimisha Patel, and Mirissa Rodriquez

1999-2000 Game Results and Individual Leaders

Date	Opponent	Score	Leading Scorer	Leading Rebounde	Leading Assists
12/3/99	at BG	67-52	Juan - 20	Reggie - 8	T.J. - 8
12/10/99	at Findlay	51-58	Juan - 19	Reggie - 11	Steve - 4
12/11/99	at Clay	57-47	Juan - 18	Juan - 6	T.J., Reggie - 5
12/17/99	Whitmer	49-42	Reggie - 10	Reggie - 9	Steve - 4
12/21/99	at Fostoria	78-59	Reggie - 27	Reggie - 11	T.J. - 6
12/30/99	Ottawa-Glandorf	66-67	Juan - 23	Reggie - 14	Reggie - 6
1/7/00	at Bedford	67-59	Juan - 16	Juan, Reggie - 7	T.J. - 5
1/8/00	Madison	64-42	Reggie - 18	Reggie - 9	T.J. - 5
1/14/00	Sandusky	86-74	Steve - 27	Reggie - 11	T.J. - 7
1/15/00	at Tiffin	72-45	Juan - 18	Reggie - 11	T.J. - 6
1/21/00	Findlay	71-58	Steve - 21	Reggie - 15	Juan - 6
1/22/00	N-View	70-56	Reggie - 36	Reggie - 10	Steve - 6
1/28/00	Clay	69-59	Steve - 20	Reggie - 7	Steve, Reggie - 4
1/29/00	at Whitmer	45-58	Reggie - 14	Reggie - 15	Reggie, Steve - 2
2/4/00	Fostoria	72-61	Reggie - 22	Reggie - 9	Steve - 6
2/8/00	St. John's	82-75 2 ot's	Juan - 26	Reggie - 11	Reggie - 6
2/12/00	Rogers	58-44	Steve - 17	Reggie - 18	Juan, T.J. - 4
2/19/00	Bedford	74-54	Juan - 21	Steve - 10	Steve - 6
2/21/00	at Port Clinton	77-51	Juan - 13	Reggie - 7	T.J. - 6
2/25/00	at Sandusky	71-79	Steve, Reggie - 22	Reggie - 12	T.J., Reggie - 5
3/3/00	Ashland *	64-61	Juan, Steve - 18	Terrence - 6	Bo - 3
3/8/00	Mansfield Sr. #	69-72 2 ot's	Steve - 20	Reggie - 17	Juan, Reggie - 4

* Sectional Finals at Willard High School

District Semi-Finals at Willard High School

Individual Leaders

Leading Scorer, Season: Juan Vela - 359 points

Leading Rebounder: Reggie Jones - 226 rebounds

Most Assists: T.J. Hammer - 80 assists

Most Steals: Reggie Jones - 28 steals

Most Blocked Shots: Reggie Jones - 31 blocks

Most Charges Taken: T.J. Hammer - 11

Most Turnovers: Reggie Jones - 79 turnovers

Most Minutes: Juan Vela - 608 minutes

Most Post Feeds: Steve Dagg - 70 feeds

Most Field Goals Attempted and Made: Reggie Jones 132/241 - 55%

Highest Field Goal Percentage: Alfonzo Vann - 68% (49/72)

Most 3 Point Field Goals Attempted and Made: Juan Vela 61/154 - 40%

Highest 3 Point Field Goal Percentage: Juan Vela - 40% (61/154)

Most Free Throws Attempted and Made: Reggie Jones 70/104 - 67%

Highest Free Throw Percentage: Alfonzo Vann - 76% (16/21)

Fremont Ross Varsity
 SEASON TOTALS -- 22 GAMES
 17 GAMES WON -- 5 GAMES LOST

	1st Q	2nd Q	3rd Q	4th Q	1st OT	2nd OT	3rd OT	TOTAL	TEAM REBOUNDS	DEAD BALL REBOUNDS
US:	383	338	322	393	22	21	0	1479	0	0
OPPNT:	292	280	302	360	22	17	0	1273	0	0

PLAYER	GAMES PLAYED	PLAY TIME	2 PT SHOTS		3 PT SHOTS		TOTAL FG		FREE THROWS		POINTS		FOULS
				%		%		%		%	TOT	AVG	
4 Kelly Lytle	4	14	1/5	20%	0/0	0%	1/5	20%	4/4	100%	6	1.5	5
10 Mike Price	12	18	4/9	44%	0/1	0%	4/10	40%	5/7	71%	13	1.1	4
14 Terrence Jones	22	65	10/24	42%	12/57	21%	22/81	27%	14/24	58%	70	3.2	29
22 Juan Vela	22	87	64/95	67%	61/154	40%	125/249	50%	48/69	70%	359	16.3	41
24 T. J. Hammer	21	80	17/40	43%	4/21	19%	21/61	34%	21/40	52%	67	3.2	58
30 Steve Dagg	22	86	112/193	58%	11/42	26%	123/235	52%	51/70	73%	308	14.0	46
32 Reggie Jones	22	85	126/207	61%	6/34	18%	132/241	55%	70/104	67%	340	15.5	65
40 Alfonzo Vann	21	76	49/72	68%	0/0	0%	49/72	68%	16/21	76%	114	5.4	48
42 Chris Beard	22	58	24/48	50%	0/1	0%	24/49	49%	7/15	47%	55	2.5	35
44 Bryan Root	22	81	47/94	50%	0/0	0%	47/94	50%	9/17	53%	103	4.7	45
50 Greg Burroughs	22	64	15/25	60%	0/0	0%	15/25	60%	6/9	67%	36	1.6	17
52 James Martin	8	13	1/3	33%	0/0	0%	1/3	33%	4/7	57%	6	0.8	4
20 Chad Clark	1	1	0/0	0%	0/0	0%	0/0	0%	2/2	100%	2	2.0	1
TOTALS	22		470/815	58%	94/310	30%	564/1125	50%	257/389	66%	1479	67.2	398
OPPONENT	22		364/723	50%	100/346	29%	464/1069	43%	245/396	62%	1273	57.9	400

PLAYER	REBOUNDS				BLKD SHOT	ASST	STBAL	CHG TAKEN	TURN OVERS	PERF RATING	Post Feeds	Min	O.Reb Pts	User 4	
	OFF	DEF	COMB	%											
4 Kelly Lytle	0	3	3	0%	0	13	1	0	8	27	9	43	0	0	
10 Mike Price	2	4	6	1%	1	2	2	0	12	2	3	46	2	0	
14 Terrence Jones	9	14	23	3%	3	20	15	1	20	38	23	228	5	0	
22 Juan Vela	26	62	88	13%	1	42	12	0	58	225	44	608	13	0	
24 T. J. Hammer	10	43	53	8%	5	80	24	11	48	190	49	495	3	0	
30 Steve Dagg	36	62	98	14%	4.5	19	71	25	1	71	329	70	563	33	0
32 Reggie Jones	75	151	226	32%	10.3	35	60	28	2	79	432	22	571	69	0
40 Alfonzo Vann	25	33	58	8%	2.8	2	16	7	0	23	88	1	324	24	0
42 Chris Beard	16	20	36	5%	1.6	3	2	5	0	14	13	5	181	12	0
44 Bryan Root	17	54	71	10%	3.2	6	21	13	0	22	104	23	320	6	0
50 Greg Burroughs	10	25	35	5%	1.6	2	3	4	2	9	43	1	182	7	0
52 James Martin	2	4	6	1%	0.8	0	3	0	0	4	5	2	36	0	0
20 Chad Clark	0	1	1	0%	1.0	0	0	0	0	0	2	0	3	0	0
TOTALS	228	476	704		32.0	77	333	136	17	368	1498	252	3600	174	0
OPPONENT	187	308	495		22.5	28	230	96	25	325	732	211	3600	140	0

Fremont Ross Junior Varsity
 SEASON TOTALS -- 20 GAMES
 16 GAMES WON -- 4 GAMES LOST

	1st Q	2nd Q	3rd Q	4th Q	1st OT	2nd OT	3rd OT	TOTAL	TEAM REBOUNDS	DEAD BALL REBOUNDS
US:	274	250	273	271	13	0	0	1081	0	0
OPPNT:	217	226	211	246	4	0	0	904	0	0

PLAYER	GAMES PLAYED	PLAY TIME	2 PT SHOTS		3 PT SHOTS		TOTAL FG		FREE THROWS		POINTS		FOULS
				%		%		%		%	TOT	AVG	
Host Dash	20	231	6/17	35%	0/3	0%	6/20	30%	14/21	67%	26	1.3	15
Price Mike	20	333	51/99	52%	8/24	33%	59/123	48%	19/29	66%	145	7.3	38
Root Lee	20	298	28/55	51%	12/32	38%	40/87	46%	21/25	84%	113	5.7	20
Sanchez Gabe	19	205	18/43	42%	3/12	25%	21/55	38%	11/18	61%	56	2.9	16
Meggitt John	14	84	1/6	17%	2/6	33%	3/12	25%	2/4	50%	10	0.7	9
Stull Jerred	19	258	25/44	57%	6/12	50%	31/56	55%	10/22	45%	78	4.1	28
Emly Josh	20	143	16/29	55%	0/0	0%	16/29	55%	8/22	36%	40	2.0	19
Barza Leon	19	190	24/41	59%	1/2	50%	25/43	58%	13/17	76%	64	3.4	30
Martin Bo	20	379	60/107	56%	0/2	0%	60/109	55%	8/29	28%	128	6.4	44
Kingsborough Jerred	20	209	20/51	39%	0/0	0%	20/51	39%	21/41	51%	61	3.0	28
Clark Chad	20	316	114/185	62%	0/0	0%	114/185	62%	39/55	71%	267	13.4	39
Jones Terrance	9	119	11/20	55%	17/31	55%	28/51	55%	13/18	72%	86	9.6	9
Hamilton Tyrus	7	33	1/7	14%	0/1	0%	1/8	13%	1/3	33%	3	0.4	7
Lyle Luke	1	3	2/2	100%	0/1	0%	2/3	67%	0/0	0%	4	4.0	0
TOTALS	20		377/706	53%	49/126	39%	426/832	51%	180/304	59%	1081	54.0	302
OPPONENT	20		0/0	0%	0/0	0%	0/0	0%	173/299	58%	173	8.6	14

PLAYER	REBOUNDS					BLKD SHOT	ASST	STRAL	CHG TAKEN	TURN OVERS	PRPF RATING	post feeds	o reb point	quar ters	User 4
	OFF	DEF	COMB	%	AVG										
Host Dash	15	9	24	4%	1.2	0	42	23	0	50	91	58	2	64	3
Price Mike	42	48	90	14%	4.5	15	45	47	0	45	243	62	8	56	0
Root Lee	18	25	43	7%	2.2	1	44	20	0	57	142	68	6	70	0
Sanchez Gabe	6	16	22	3%	1.2	1	17	14	0	29	42	32	7	56	0
Meggitt John	2	5	7	1%	0.5	0	5	7	0	14	-2	6	0	33	0
Stull Jerred	19	24	43	7%	2.3	3	35	16	0	35	145	83	8	62	0
Emly Josh	10	18	28	4%	1.4	0	7	5	1	9	25	14	4	51	0
Barza Leon	15	34	49	7%	2.6	1	6	8	5	26	58	8	3	65	0
Martin Bo	67	90	157	24%	7.8	39	32	26	2	28	325	28	28	72	0
Kingsborough Jerred	28	38	66	10%	3.3	0	7	9	5	20	48	4	2	64	0
Clark Chad	59	42	101	15%	5.1	16	14	14	0	32	246	10	37	71	0
Jones Terrance	6	15	21	3%	2.3	6	7	14	0	16	82	20	2	20	0
Hamilton Tyrus	2	5	7	1%	1.0	0	3	3	0	9	-8	2	0	10	0
Lyle Luke	0	1	1	0%	1.0	0	0	0	0	1	2	1	0	1	0
TOTALS	289	370	659		33.0	82	264	206	13	371	1439	396	107	695	3
OPPONENT	0	0	0		0.0	0	0	0	0	0	-93	0	0	0	0

Final Standings

Varsity			Junior Varsity		
Team	GLL	Overall	Team	GLL	Overall
Sandusky	10-2	17-5	Fremont	9-3	16-4
Fremont	9-3	17-5	Findlay	9-3	14-6
Findlay	9-3	16-5	Clay	8-4	13-7
Whitmer	7-5	12-11	Sandusky	7-5	10-10
Clay	5-7	7-14	Bedford	4-8	?????
Bedford	2-10	4-17	Whitmer	3-9	6-14
Fostoria	1-11	5-16	Fostoria	2-10	4-16

Non-League Records

Bowling Green	11-11
Ottawa-Glandorf	14-7
Tiffin Columbian	11-10
Mansfield Madison	6-15
Toledo St. John's	12-10
Port Clinton	8-14
Toledo Rogers	4-16
Ashland	16-5
Mansfield Sr.	23-1

Sectional Championships: Fremont Ross, Whitmer, Mansfield Sr., St. John's

District Championship: Mansfield Sr.

Milestones - Team

- Most wins in a season - 17 (second all-time)
- Most wins in consecutive seasons - 35
- Most wins in three consecutive seasons - 49
- Most wins in four consecutive seasons - 65
- Most consecutive sectional titles - 4
- Most Wins at Home - 10 (ties with 98-99)
- Highest finish in the Great Lakes League - second (with 96-97 and 98-99)
- Highest ranking in the *Toledo Blade* Poll - Third (Previous fourth in 98-99)
- Second Most Great Lakes League wins - 9
- Second Most Combine JV and Varsity wins in a season - 33 (35 in 98-99)
- Second Highest Field Goal Percentage - 50.1% (50.4% in 98-99)

Milestones - Individual

- Points in a Career:** Reggie Jones - 1093 (2nd Place)
Juan Vela - 846 (5th Place)
Steve Dagg - 482 (24th Place)
- Most Games in a Career:** Reggie Jones - 88 (1st Place)
Juan Vela - 76 (3rd Place)
- Most Blocked Shots, Career:** Reggie Jones - 142 (1st Place)
- Most Rebounds, Career:** Reggie Jones - 616 (1st Place)
- Most Three Point Baskets Made, Game:** Juan Vela - 7 vs. Toledo St. John's and Bedford (ties own mark shared with Brad Hammer 1987-88)
- Most Three Point Baskets Made, Season:** Juan Vela - 61 (breaks Nick Wolf's record of 57 set in 1991-92)
- Most Three Point Baskets Made, Career:** Juan Vela - 127 (breaks John Overberg's record of 88 set in 1995-97)
- Best 3 Point Percentage, State of Ohio, Career (minimum 300 attempts):**
Juan Vela - 39.4% (6th highest all-time)
- Most Charges Taken, Season:** T.J. Hammer - 11 (2nd Place)
- Most Assists, Career:** Reggie Jones - 123 (6th Place)
Juan Vela - 104 (7th Place)
- Most Steals, Career:** Reggie Jones - 74 (4th Place)
Juan Vela - 65 (5th Place)

Team Awards

Voted by the Players or Statistical Leaders

- Most Valuable Player:** Juan Vela
- Most Improved Player:** Greg Burroughs
- Best Defensive Player:** Juan Vela
- Captain's:** Reggie Jones, Steve Dagg, Juan Vela
- Giant Effort (Attitude and Effort):** Juan Vela
- Most Assists:** T.J. Hammer - 80 assists
- Most Rebounds:** Reggie Jones - 226 rebounds
- Best Free Throw Percentage -** Alfonzo Vann - 76%

AP Honors

- All Northwest Ohio:** Reggie Jones, 2nd Team
Juan Vela, 3rd Team
Steve Dagg, Honorable Mention
- All Toledo Blade Team:** Reggie Jones, Special Mention
- Channel Toledo 24 Player of the Week:** Reggie Jones, 3rd week in January
- The News-Messenger Team:** Reggie Jones, Player of the Year
Juan Vela, 1st team
Steve Dagg, Honorable Mention
- Fostoria East-West All-Stars:** Reggie Jones, Player of the Year
Juan Vela
Steve Dagg
- Wendy's/WLEC SBC versus area Area All-Stars:** Reggie Jones
Juan Vela
Steve Dagg
Coach Gedeon

All-Opponents Team

Best players our players felt they played against

First Team

Jahn Farris, Sandusky
Rick Minard, Mansfield Sr.
Ben Roethlisberger, Findlay
Josh Almonson, Bowling Green
Tyson McGloughin, Ottawa-Glandorf

Second Team

B.J. Barre, Whitmer
Jason Hess, Ashland
John Floyd, St. John's
El Da'Sheon Nix, Sandusky
Tony Peake, Bedford
Mike Iriti, Findlay

All-GLL

Player of the Year: Ben Roethlisber, Findlay

First Team

Jahn Farris, Sanduksy
B.J. Barre, Whitmer
El Da'Sheon Nix, Sandusky
Reggie Jones, Fremont
Juan Vela, Fremont

Second Team

Tony Peake, Bedford
Brock Alexander, Sandusky
Mike Iriti, Findlay
Steve Dagg, Fremont
Derek Besgrove, Clay

Honorable Mention

Bedford: Tim McKibben, Aaron Weins
Clay: Bob Nowacki, Mike O'Shay
Findlay: Bob Skulina, Greg Friday
Fostoria: Micheaux Robinson, Dave Bringman
Sandusky: Chad Cotton, Isian Redding
Whitmer: David Veres

Coach of the Year: Ed Kurt, Sandusky

All-District 6

First Team

Rick Minard, Mansfield Sr.
Jahn Farris, Sandusky
Reggie Jones, Fremont
Jason Hess, Ashland
Juan Vela, Fremont
El Da'Sheon Nix, Sandusky

Second Team

Herman Davis, Mansfield Sr.
Matt Hess, Ashland
Todd Focht, Tiffin
Ryan Pore, Mansfield Madison
Brock Alexander, Sandusky

Honorable Mention

Steve Dagg, Fremont
Chad Cotton, Sandusky
Jerome Anderson, Ashland

Player of the Year: Rick Minard, Mansfield Sr.




Coach of the Year: Gregg Collins, Mansfield Sr.

DIVISION I BOYS

Sectional Feb 29 Mar 3
District March 8 March 11




W
I
L
L
A
R
D

L
I
B
B
E
R
T
Y
B
E
N
T
O
N




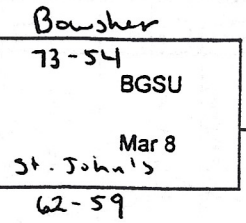

Univ Toledo March 11 11:00
Mansfield Sr
To Toledo Regional
96-92 2OT

B
G
S
U



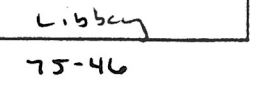
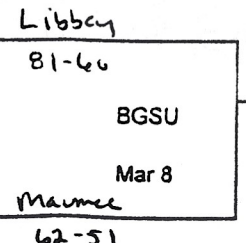
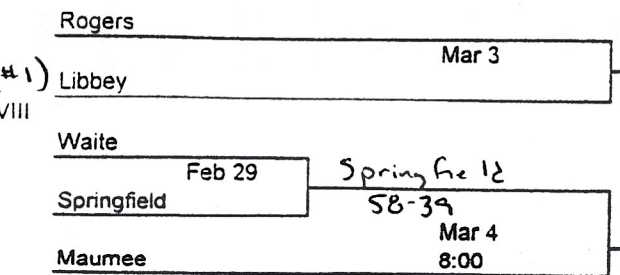
Univ Toledo March 11 1:30
Scott
To Toledo Regional
57-50

B
G
S
U



Libbey
To Toledo Regional
57-54

VIII



Univ Toledo March 11 4:00
Libbey
To Toledo Regional
57-54

AWARDS PROGRAM STAT SHEET

ENTER OPPONENTS
NAMES HERE →
ENTER PLAYERS
NAMES HERE ↓

Tournament Play

Player	Washington	Sandusky	Glenwood	Donnell	Fin-Central	Fostoria	Eisenhower	Lererette	Washing 1	Glenwood	Donnel	Fostoria	Bynedale	Tre. White	Fostoria	Jefferson	Tournament Play
Fredrick Butch	8	15	8	4	0	5	14	12	7	9	10	8	20	11	8	6	
Seth Frasure	2		3	7	4	4	2	4	2	4	2	3	8	8	8	5	
Justin Garcia	4	3	6	0	4	9	3	0	5	1	4	6	10	3	2	2	
Joey Garza	16	14	7	15	12	6	12	14	6	X	X	X	X	4	8	10	
Brett Johnson				0	0	0	2	0	0	0	0	4	0	2	0	1	
Todd Johnson		5	6	4	10	4	3	4	X	2	0	6	6	7	2	4	
Anthony Marquis			4	0	3	0	0	2	0	0	0	0	3	0	0	X	
Jarrid Marroquin	1	2	2	3	2	0	X	3	X	4	6	0	2	0	0	3	
Charles Jones				0	0	0	X	0	0	0	X	X	X	X	0	0	
Alex Ramds	X	X	X	0	0	0	0	X	0	0	0	2	2	0	0	0	
Fred Shearon	2		4	15	0	10	0	4	3	2	0	0	0	11	6	0	
Adam Wilhelm	2	6	2	6	6	2	4	0	2	5	4	X	2	2	0	0	
FINAL SCORE	US	35	45	44	41	37	40	53	25	27	26	23	53	50	34	30	
	OPP	38	49	35	18	13	24	26	41	24	36	24	29	28	28	33	

SEASON RECORD

WON 10

LOST 6

TEAM Seventh Purple

COACH C. Schell

MANAGERS Kristen Osborne

STATISTICIANS Allie Hall

8th Grade Purple	Washington 2	Sandusky	Glenwood	Donnell	Central	Fostoria	Eisenhower	Leverette	Washington 1	Glenwood	Donnell	Fostoria	Byrmdale	Donnell	Fremont W.	Total Points	PPG	
Deangelo Lemley	2	6	4	4	3	1	2	5	3	2	2	2	10	5	0	4	51	3.4
Marquis Reynolds	13	15	4	4	8	15	10	14	18	13	19	25	15	18	13	DNP	200	14.3
Antoine Davis	0	0	4	4	0	5	8	0	0	5	0	2	3	2	6	8	43	2.8
Shane Messer	0	0	4	4	0	0	0	0	3	4	4	6	2	4	0	5	32	2.1
Josh Smith	2	6	12	12	13	5	9	12	13	2	5	11	6	DNP	4	4	104	7.4
Mike Lozano	8	3	3	3	8	4	2	0	1	0	2	2	0	DNP	2	4	39	2.7
Dan Rakay	0	0	0	0	0	0	0	0	0	0	0	0	DNP	DNP	0	0	0	0
Cody Myers	0	0	0	0	0	0	0	0	0	0	0	0	3	2	3	0	8	0.5
Julius Simms	2	0	6	6	7	5	15	2	8	6	8	3	4	2	7	DNP	75	5.6
Jason Lawrence	0	0	0	0	0	0	0	0	0	0	2	2	0	0	0	4	4	0.2
Blair McCubbin	0	0	0	0	0	0	0	0	2	0	0	0	0	0	0	2	2	0.1

Coach: Chad Hoffman

Record: 12-3

Totals

	Games	2FG	3FG	FT Attempts	FT Made	FT %	Total Points	PPG
Matt Werling	7	3	0	8	4	50%	10	1.43
Kyle Hintze	20	23	2	12	5	42%	57	2.85
Matt Ziemke	16	4	0	8	4	50%	12	0.75
Luke McElfresh	20	26	10	35	23	66%	105	5.25
Luke Lyle	19	68	27	48	30	63%	247	13
Dan Darling	10	3	1	14	4	29%	13	1.3
Richie Teeters	17	23	1	28	10	36%	59	3.47
Dan Tin	20	7	0	10	7	70%	21	1.05
Mike Coleman	11	18	0	9	0	0%	36	3.27
Matt Zilles	20	112	0	53	36	68%	260	13
Dan Thompson	14	13	0	17	11	65%	37	2.64
Matt Kirsch	14	11	0	9	0	0%	22	1.57
David Fausnaugh	20	41	0	25	10	40%	92	4.6
David Abdo	7	10	0	7	2	29%	22	3.14

Freshmen Coaches: Roger Hafford and Derrick Hershey

Record: 12-8

