


Fremont Ross Basketball



2003-2004

2003-4 Fremont Ross Little Giants

Varsity

#3	Marquis Reynolds	G	5' 8"	150	12
#5	Scott King	G	5' 10"	140	10
#11	Aaron Opelt	G	6' 1"	175	10
#15	Garrett Johnson	G/F	6"	170	11
#21	Traveyon Wolverton	G	5' 9"	145	10
#23	Antoine Davis	G	5' 11"	150	12
#25	Robbie Hall	G/F	6'	170	10
#31	Quentin Sims	F	5' 10"	185	12
#33	Chris Haralson	G/F	5' 10"	170	11
#35	Adam Gries	F/C	6' 6"	195	10
#41	Jake Kingsborough	F	6' 2"	185	12
#43	Fred Shearon	C	6' 5"	200	11
#45	Joe Diller	F	6' 3"	215	11

Junior Varsity

#4	Scott King	G	5' 10"	140	10
#10	Robbie Hall	G/F	6'	170	10
#12	Aaron Opelt	G	6' 1"	175	10
#14	Keith Williams	G	5' 6"	168	10
#22	Mike Abbott	G	5' 11"	145	10
#24	Jordan Edwards	G/F	6'	155	10
#32	Travis Miller	F	6' 2"	180	10
#34	Mario DiMartino	F	6'	160	11
#40	Kory Decker	C	6' 3"	180	10
#42	Terry Abney	F/C	6' 2"	195	10
#44	Billy Boukissen	F	6' 2"	180	10
#50	Cory Bowling	F/C	5' 10"	220	11

Varsity Coach: Mark Gedeon

Junior Varsity Coach: Chad Hoffman

Freshmen Coach: Jeff Opelt

Eighth Grade Purple: Doug Gahn

Eighth Grade White: Ryan Smith

Seventh Grade Purple: Ben Whitman

Seventh Grade White: Cheryl Schell

Student Manager: Billy Stierwalt

Scorebook: Alex Gorobetz

Video: Matt Cobb

Stats: Christine Culbertson, Sarah Keller, Kristin Osborne, Amanda Schwartz,

Kaylee Wiechman

Student Trainer: Amanda Schwartz

Trainer: Joe "Doc" Hershey

2003-2004 Season Summary

<u>Opponent</u>	<u>Score</u>	<u>Scoring</u>	<u>Rebounds</u>	<u>Assists</u>	<u>Steals</u>
at Bowling Green	47-68	Gries 12	Shearon 8	Davis 5	4 with 1
St. John's	37-77	Reynolds 9	Haralson 8	Davis 2	None
Napoleon	74-69 o.t.	Shearon 27	Shearon 9	Reynolds 3	Davis 2
at Willard	63-79	Gries 23	Shearon 14	Davis 7	Reynolds, Haralson 2
at Lima Sr.	49-82	Shearon 11	Gries 7	Johnson 4	Reynolds, Sims 1
Ottawa-Glandorf	50-78	Davis, Gries 16	Gries 5	Davis 3	Wolverton 1
Woodward	59-52	Gries 16	Shearon 11	Wolverton 6	Wolverton 3
at Findlay	44-55	Reynolds, Gries 12	Shearon 7	Reynolds 3	Rey., Kings. 2
at Central	60-70	Gries 15	Kingsborough 5	Davis 4	Wolverton 3
Marion	57-45	Johnson 14	Shearon 10	Opelt 3	Opelt 2
at Tiffin	53-63	Gries 15	Shearon 6	Opelt 5	4 with 1
at Sandusky	72-80	Shearon 20	Shearon 11	King, Johnson 5	Haralson 4
Lima Sr.	35-57	Opelt 8	Gries 7	King, Wolverton 2	6 with 1
at St. Francis	50-64	Shearon 14	Shearon 13	John., Wolver. 3	5 with 1
at Napoleon	42-40	Shearon 12	Shearon 14	Opelt 3	5 with 1
Findlay	45-69	Diller 11	Shearon 4	King 4	3 with 1
Rogers	87-86	Shearon 33	Shearon 14	Opelt 6	6 with 1
at Marion	55-67	Gries 15	Shearon 7	Opelt 4	Gries 2
Northview	59-63	Opelt 15	Shearon 9	Reynolds 4	Haralson, Shearon 1
Sandusky	69-67	Gries 22	Davis, Gries, Shear. 5	Opelt 7	Reynolds 2
# Sandusky	61-75	Shearon 11	Shearon 13	Diller 3	Opelt 4

Season Leaders

Most Points: Fred Shearon 246

Most Rebounds: Fred Shearon 177

Most Assists: Aaron Opelt 41

Most Steals: Marquis Reynolds 14

Most Blocked Shots: Fred Shearon 60

Most Charges Taken: Traveyon Wolverton, Jake Kingsborough, Joe Diller 3

Most Post Feeds: Antoine Davis 45

Most Points on Offensive Rebounds: Fred Shearon 66

Most Minutes: Fred Shearon 466

Most 2 point attempts: Adam Gries 176

Most 2 point makes: Fred Shearon 110

Best 2 point percentage (minimum 40 shots): Fred Shearon 69% (110/159)

Most 3 point attempts: Garrett Johnson 53

Most 3 point makes: Garrett Johnson 16

Best 3 point percentage (minimum 20 attempts): Joe Diller (39%) 9/23

Most Free Throws attempts: Adam Gries 78

Most Free Throws made: Adam Gries 44

Best Free Throw percentage (minimum 20 attempts): Garrett Johnson 68% 17/25

Fremont Ross -- 2003-2004 Season
 Team Detail -- -- 21 Games Played
 6 Games Won -- 15 Games Lost

	1st Q	2nd Q	3rd Q	4th Q	1st OT	2nd OT	3rd OT	Total	Team Reb	Dead Ball Reb
Us:	245	305	287	317	14	0	0	1168	0	40
Oppnt:	325	367	361	344	9	0	0	1406	0	75

Player	2 Pt Shots		3 Pt Shots		Total FG		Free Shots		Points
3-Reynolds, Marquis	17/40	43%	10/39	26%	27/79	34%	11/24	46%	75
5-King, Scott	5/11	45%	8/29	28%	13/40	33%	1/4	25%	35
11-Opelt, Aaron	31/66	47%	4/18	22%	35/84	42%	21/36	58%	95
15-Johnson, Garrett	12/49	24%	16/53	30%	28/102	27%	17/25	68%	89
21-Wolverton, Travey	7/31	23%	13/48	27%	20/79	25%	3/11	27%	56
23-Davis, Antoine	22/60	37%	11/36	31%	33/96	34%	21/37	57%	98
25-Hall, Robbie	3/13	23%	2/7	29%	5/20	25%	5/7	71%	17
31-Sims, Quentin	9/17	53%	1/3	33%	10/20	50%	5/8	63%	26
33-Haralson, Chris	10/38	26%	5/23	22%	15/61	25%	7/13	54%	42
35-Gries, Adam	94/176	53%	1/6	17%	95/182	52%	44/78	56%	235
41-Kingsborough, Jak	30/61	49%	2/5	40%	32/66	48%	9/11	82%	75
43-Shearon, Fred	110/159	69%	0/0	0%	110/159	69%	26/51	51%	246
45-Diller, Joe	19/51	37%	9/23	39%	28/74	38%	14/23	61%	79
51-Edwards, Jordan	0/0	0%	0/0	0%	0/0	0%	0/0	0%	0
Team Totals	369/772	48%	82/290	28%	451/1062	42%	184/328	56%	1168
Opponents	456/932	49%	75/249	30%	531/1181	45%	269/415	65%	1406

Player	Games	Time	Points Per			Rebounds				
			Shot	Game	Asst	Off	Def	Total	Pct	Avg
3-Reynolds, Marquis	17	56.0	0.7280	4.4	28	8	24	32	5%	1.9
5-King, Scott	14	40.0	0.7950	2.5	20	5	8	13	2%	0.9
11-Opelt, Aaron	17	54.0	0.7920	5.6	41	13	19	32	5%	1.9
15-Johnson, Garrett	21	78.0	0.7010	4.2	33	11	20	31	5%	1.5
21-Wolverton, Travey	21	76.0	0.6220	2.7	19	8	26	34	5%	1.6
23-Davis, Antoine	17	61.0	0.7370	5.8	32	15	34	49	8%	2.9
25-Hall, Robbie	17	31.0	0.6300	1.0	2	5	3	8	1%	0.5
31-Sims, Quentin	9	25.0	0.9290	2.9	5	6	10	16	2%	1.8
33-Haralson, Chris	21	72.0	0.5680	2.0	15	14	25	39	6%	1.9
35-Gries, Adam	21	83.0	0.9040	11.2	12	43	72	115	18%	5.5
41-Kingsborough, Jak	21	79.0	0.9740	3.6	14	12	33	45	7%	2.1
43-Shearon, Fred	21	84.0	1.1710	11.7	25	65	112	177	27%	8.4
45-Diller, Joe	21	78.0	0.8140	3.8	15	28	28	56	9%	2.7
51-Edwards, Jordan	3	3.0	0.0000	0.0	0	2	0	2	0%	0.7
Team Totals	21	672.0	0.8400	55.6	261	235	414	649	100%	30.9
Opponents	21	672.0	0.8810	67.0	257	240	362	602	100%	28.7

Player	Blk	Chg	Turn	Perf	Post	Min	O.Reb	Def		
	Shot	Stls	Taken	Over	Foul	Rat	Feeds	Pts. Rec		
3-Reynolds, Marquis	1	14	1	44	17	34	40	197	2	0
5-King, Scott	0	5	1	20	8	43	35	163	4	2
11-Opelt, Aaron	1	11	1	41	18	68	43	256	7	3
15-Johnson, Garrett	0	4	1	53	26	20	44	348	1	3
21-Wolverton, Travey	0	12	3	67	48	-35	34	278	0	6
23-Davis, Antoine	0	8	2	43	23	65	45	328	16	8
25-Hall, Robbie	0	0	0	9	10	7	16	86	2	2
31-Sims, Quentin	0	3	0	13	8	13	2	69	5	2
33-Haralson, Chris	0	11	0	29	29	11	18	263	0	3
35-Gries, Adam	34	4	0	40	54	119	15	412	52	5
41-Kingsborough, Jak	0	8	3	31	52	14	5	229	10	2
43-Shearon, Fred	60	9	1	41	71	280	15	466	66	2
45-Diller, Joe	3	5	3	29	25	74	24	280	19	4
51-Edwards, Jordan	0	1	0	1	0	5	1	5	0	0
Team Totals	99	95	16	461	389	718	337	3380	184	42
Opponents	37	192	17	294	364	868	169	3380	167	62

Fremont Ross JV -- 2003-04 Season
 Team Detail -- Season Stats -- 20 Games Played
 4 Games Won -- 16 Games Lost

	1st Q	2nd Q	3rd Q	4th Q	1st OT	2nd OT	3rd OT	Total	Team Reb	Dead Ball Reb
Us:	195	219	223	240	7	0	0	884	0	0
Oppnt:	243	258	231	304	2	0	0	1038	0	0

Player	2 Pt Shots	3 Pt Shots	Total FG	Free Shots	Points
4-King, Scott	5/12 42%	10/40 25%	15/52 29%	13/18 72%	53
10-Hall, Robbie	29/73 40%	2/24 8%	31/97 32%	19/32 59%	83
12-Opelt, Aaron	10/26 38%	3/14 21%	13/40 33%	15/23 65%	44
14-Williams, Keith	15/39 38%	9/21 43%	24/60 40%	22/38 58%	79
22-Abbott, Mike	17/38 45%	0/6 0%	17/44 39%	7/13 54%	41
24-Edwards, Jordan	36/78 46%	11/32 34%	47/110 43%	9/19 47%	114
32-Miller, Travis	12/41 29%	6/29 21%	18/70 26%	14/19 74%	56
34-DiMartino, Mario	2/5 40%	0/1 0%	2/6 33%	0/3 0%	4
40-Decker, Kory	27/74 36%	0/1 0%	27/75 36%	17/58 29%	71
42-Abney, Terry	31/61 51%	0/0 0%	31/61 51%	33/58 57%	95
44-Boukissen, Bill	33/56 59%	1/2 50%	34/58 59%	9/20 45%	78
50-Bowling, Cory	74/156 47%	1/5 20%	75/161 47%	15/24 63%	166
=====					
Team Totals	291/659 44%	43/175 25%	334/834 40%	173/325 53%	884
Opponents	318/700 45%	75/222 34%	393/922 43%	177/286 62%	1038

Player	Games	Time	Points Per			Rebounds				
			Shot	Game	Asst	Off	Def	Total	Pct	Avg
4-King, Scott	11	198.0	0.7570	4.8	25	1	8	9	2%	0.8
10-Hall, Robbie	20	298.5	0.6430	4.2	25	25	25	50	10%	2.5
12-Opelt, Aaron	9	111.0	0.6980	4.9	11	2	8	10	2%	1.1
14-Williams, Keith	19	205.5	0.8060	4.2	16	10	20	30	6%	1.6
22-Abbott, Mike	20	283.0	0.7190	2.1	33	8	21	29	6%	1.5
24-Edwards, Jordan	19	345.0	0.8840	6.0	33	15	36	51	10%	2.7
32-Miller, Travis	20	169.0	0.6290	2.8	9	7	14	21	4%	1.1
34-DiMartino, Mario	14	50.5	0.4440	0.3	0	5	2	7	1%	0.5
40-Decker, Kory	20	305.5	0.5340	3.6	15	39	43	82	17%	4.1
42-Abney, Terry	20	258.0	0.7980	4.8	4	32	43	75	15%	3.8
44-Boukissen, Bill	20	220.5	1.0000	3.9	10	21	33	54	11%	2.7
50-Bowling, Cory	20	304.0	0.8970	8.3	6	22	52	74	15%	3.7
=====										
Team Totals	20	560.0	0.7630	44.2	187	187	305	492	100%	24.6
Opponents	20	560.0	0.8590	51.9	187	160	278	438	100%	21.9

Player	Blk		Chg		Turn		Perf Rat	Post Feed	Def.	Recov Qtrs.	
	Shot	Steals	Taken	Over	Fouls						
4-King, Scott	1	5	1	43	9	-34	25	12	6	38	
10-Hall, Robbie	0	11	2	39	44	-16	57	12	11	51	
12-Opelt, Aaron	3	4	1	33	16	-52	10	9	3	25	
14-Williams, Keith	0	13	1	37	24	-6	26	8	11	58	
22-Abbott, Mike	0	14	0	34	15	40	13	19	5	66	
24-Edwards, Jordan	7	30	0	62	47	36	60	36	18	75	
32-Miller, Travis	2	2	2	34	17	-56	17	3	5	62	
34-DiMartino, Mario	0	0	0	8	7	-22	2	1	0	19	
40-Decker, Kory	1	3	4	33	38	-16	5	12	13	74	
42-Abney, Terry	3	9	0	16	31	126	4	10	5	76	
44-Boukissen, Bill	8	4	0	18	32	106	8	8	9	75	
50-Bowling, Cory	3	8	0	21	19	126	3	17	14	77	
=====											
Team Totals	28	103	11	378	299	232	230	147	100	696	
Opponents	35	161	8	296	316	636	78	138	41	80	

Fremont Little Giant Freshman Basketball Team Statistics 2003-2004

	Philip Miller # 4	Bryson Dinkins # 10	Kaleb Szymonowski # 12	Kirt Munson # 14	Jacob Derr # 20	Mike Abernathy # 22	Devin Johnson # 34	Cori Clayton # 32	David Guardiola # 34	Vinnie Bocardo # 42	Antwone Spencer # 44	Tomas Mendoza # 50	Alex Daugherty # 52
Bowling Green	0	0	0	6	0	2	0	10	5	9	8	4	0
Marion	0	0	0	0	0	X	0	4	13	9	2	8	0
Napoleon	0	0	0	3	4	X	0	11	4	16	8	2	0
Lima	1	3	0	2	3	X	0	12	3	22	11	2	0
Whitmer	3	0	0	0	0	X	0	12	5	15	10	2	0
Findlay	2	3	0	0	3	0	0	5	0	11	3	0	4
St. John's Gold	0	5	0	7	0	0	0	16	0	9	4	2	8
Sandusky	0	0	0	2	0	2	0	8	2	11	0	8	6
Lima	6	2	0	2	X	0	3	21	4	10	10	12	X
Nalpoleon	0	5	0	5	X	X	0	17	2	2	2	0	2
St. Francis	3	0	0	0	X	0	0	12	0	0	11	4	3
St. John's Blue	0	5	0	7	X	0	0	16	0	16	8	11	4
Sandusky	8	2	0	9	X	0	0	10	2	13	5	10	0
Maumee	13	0	0	0	X	2	0	8	0	13	9	13	2
Marion	3	0	0	12	X	2	2	8	5	5	12	9	6
Central Cath.	2	0	0	0	X	6	0	2	2	9	5	0	4
Findlay	2	2	0	0	X	0	1	7	2	7	6	8	0
Totals	43	27	0	55	10	14	6	179	49	177	114	95	39
Per Game													
Scoring Ave.	2.5	1.6	0	3.2	1.3	1.2	0.4	10.5	2.9	10.4	6.7	5.6	2.4
Season Fouls	9	17	1	25	X	5	8	26	22	37	44	17	18
Fouls Per Game													
Average	0.6	1.1	0.1	1.5	X	0.6	0.7	1.5	1.3	2.2	2.8	1	1.3
Season Foul													
Shooting	11-18	5-7	0-3	6-13	X	0-0	2-7	29-53	5-13	37-59	13-27	23-45	7-17
%	61%	71%	0%	46%	X	0%	29%	55%	38%	63%	48%	51%	41%

Fremont Little Giant Freshman Basketball Team Statistics 2003-2004

Win/Loss	Overall	GBC	Game	Game	Opponent	Season	Team	Season	Season
	Record	Win/Loss	Score	Free	Free	Game Free	Game Free	Fouls	Season
				Throws	Throw	%	%		Scoring
						%	%		Oppon
								Average	Scoring
Win	1-0	0-0	50-48	5-5	100%	66%	100%	10	48
Loss	1-1	0-1	38-41	9-12	75%	56%	82%	16	44.5
Win	2-1	1-1	49-44	12-23	52%	53%	65%	17	44.3
Win	3-1	2-1	59-48	4-8	50%	75%	63%	12	45.3
Win	4-1	2-1	48-33	12-20	60%	17%	62%	13	42.8
Loss	4-2	2-2	32-44	3-7	43%	40%	60%	19	43
Loss	4-3	2-2	51-56	12-23	52%	45%	58%	16	44.9
Loss	4-4	2-3	39-50	7-24	29%	43%	52%	14	45.5
Win	5-4	3-3	70-63	12-24	50%	56%	52%	17	47.4
Loss	5-5	3-4	35-41	3-6	50%	67%	52%	13	46.8
Loss	5-6	3-4	33-34	5-6	83%	71%	53%	10	45.6
Loss	5-7	3-4	67-71	19-29	66%	84%	55%	26	47.8
Win	6-7	4-4	59-53	10-17	59%	78%	55%	8	48.2
Win	7-7	4-4	60-44	8-24	33%	58%	53%	15	47.9
Win	8-7	5-4	64-48	7-13	54%	33%	53%	10	47.8
Loss	8-8	5-4	30-44	4-6	67%	60%	53%	8	47.6
Loss	8-9	5-5	37-48	6-16	38%	30%	52%	12	47.6
			821-810	138-264				236	

Coach Jeff Opelt

8th grade basketball - White

2003-2004

Coach: Ryan Smith

8th grade basketball - Purple

2003-2004

Coach: Doug Gahn

	Wash. (Blue)	Sand.	Eisen.	Central	Donnell	Sand.	Totals	PPG
Brandon McDonald	2	4	14	8	6	2	36	6.0
Art Garza	4	9	DNP	DNP	DNP	DNP	13	6.5
Travis Henry	0	2	2	0	0	DNP	4	0.8
Jared King	2	2	3	4	2	5	18	3.0
Ryan Groucup	14	12	24	19	14	18	101	16.8
Dinka Johnson	0	0	0	0	0	0	0	0.0
Mykel Heberling	DNP	DNP	0	3	0	0	3	0.7
Joe Spriggs	0	0	0	0	0	0	0	0
Xavier Ferrey	0	0	0	0	0	0	0	0
	L	L	W	L	L	L	1-5	Record
	20-31	29-62	43-37	34-37	22-36	25-53		

Record 1-5 PPG 29.1

Name	Eisenhower	Wash. (Marz)	Sand.	Wash. (Blue)	Tiffin	Glenwood	TOTALS
Anthony Walker	15	6	6	4	7	13	51 8.5 ppg
Fernando Cortez	2	2	0	0	0	1	5 0.8 ppg
Spill Johnson	8	DNP	DNP	10	7	9	34 8.5 ppg
Ryan Damman	6	0	2	0	0	3	11 1.8 ppg
Travis Tucker	0	0	0	0	0	2	2 0.3 ppg
Philip Weickert	0	0	0	0	1	1	2 0.3 ppg
Kameron Allcock	0	0	0	2	1	4	7 1.1 ppg
Jarrett Kollman	6	7	4	DNP	4	8	29 5.8 ppg
Cody Hymcin	0	0	0	0	0	0	0 0.0 ppg
Michael Spears	DNP	DNP	6	DNP	4	DNP	10 5.0 ppg
	L	L	L	L	L	W	1-5 record
	37-43	-	-	-	25-49	43-35	

Record 1-5 PPG 25.1

8th grade basketball - Combined 2003-2004

Coaches: Ryan Smith and Doug Gahn

	Donnell	Wash. (Marz)	Gen.	Marz	Wash. (Blue)	Donnell	Central	TOTALS	PPG
Anthony Walker	9	1	10	9	11	6	7	53	7.5
Ryan Damman	2	0	0	5	0	3	3	13	1.8
Ryan Groucup	22	20	19	13	7	23	13	117	16.7
Jared King	0	0	4	0	0	7	2	13	1.8
Travis Henry	1	1	4	0	0	DNP	DNP	6	1.2
Jarrett Kollman	0	5	0	DNP	DNP	DNP	DNP	5	1.6
Fernando Cortez	0	0	2	0	0	0	0	2	0.2
Mykel Heberling	2	1	0	2	2	2	2	11	1.5
Xavier Ferrey	0	0	0	0	0	0	0	0	0.0
Philip Weickert	0	2	2	0	0	0	0	4	0.5
Kameron Allcock	2	2	DNP	DNP	0	0	DNP	4	1.0
Cody Hymcin	0	0	DNP	0	0	0	0	0	0.0
Joe Spriggs	0	0	0	0	0	0	DNP	0	0.0
Dinka Johnson	0	0	0	0	0	1	DNP	1	0.1
Travis Tucker	DNP	DNP	0	0	0	DNP	DNP	0	0.0
	W	L	W	L	L	W	L	3-4	Record
	38-23	33-68	43-22	24-41	22-69	41-37	27-27		

*
Tournament Record 3-4
PPG 32.7
Overall record: 4-9

AWARDS PROGRAM STAT SHEET

ENTER OPPONENTS
 NAMES HERE →
 ENTER PLAYERS
 NAMES HERE ↓

Player	Disc	Condustry	Frontrow	Central	Beard	Glennwood	Northwest	Purple	Orange	Final Score
Carson Decker	0	0	0	2	0	2	4	7	1	US 27, OPP 23
Marc Bolen	0	0	0	0	0	3	6	3	0	US 31, OPP 20
Stephen Garrison	6	11	6	2	6	13	6	4	4	US 37, OPP 18
Austin Darr	2	0	8	0	4	1	0	2	0	US 37, OPP 18
Ismael Garcia	0	0	0	0	0	0	0	0	0	US 37, OPP 18
Jordan Jones	12	4	6	5	7	10	6	4	6	US 37, OPP 18
Quincy Johnson	0	8	4	6	2	4	0	0	2	US 37, OPP 18
Jessie Renoth	0	0	0	2	0	0	2	0	0	US 37, OPP 18
Jon Sebank	0	0	0	0	0	1	0	0	0	US 37, OPP 18
Deceh Weisketh	0	0	0	0	0	0	0	0	0	US 37, OPP 18
Eric White	0	0	0	0	0	1	2	0	0	US 37, OPP 18
Rival Woodruff	7	6	5	2	3	11	8	7	12	US 42, OPP 22

TEAM Frontrow White - 7th

COACH Chevy Scheff

ASSIST MANAGERS Jojo Alenush

STATISTICIANS Allie McKeel F

7th Grade Purple Team

- Coach Whitman
- Sam Sloma
- Matt Hershey
- Wyett Harvey
- Zack Carter
- Stephon Stout
- Eric Alridge
- Andrew House
- Shawn Kluck
- Boston Beckley
- Tyler Haralson
- David Adams

SEASON RECORD

WON 8
 LOST 7

Tournament	11	12	13	14
Assess	0	0	0	0
Free Throws	9	11	11	10
Field Goals	5	4	4	4
Total Points	24	28	28	24
Free Throws	18	11	16	14
Field Goals	7	6	6	6
Free Throws	11	10	10	10
Field Goals	5	4	4	4
Total Points	24	28	28	24

US 23, OPP 21

Final Standings

Varsity			Junior Varsity			Freshmen		
Team	GLL	Overall	Team	GLL	Overall	Team	GLL	Overall
Lima Sr.	10-0	18-5	Marion	8-2	16-4	Findlay	8-1	12-3
Findlay	8-2	13-8	Findlay	5-5	10-10	Lima Sr.	7-3	13-7
Sandusky	5-5	15-8	Napoleon	5-5	9-11	Sandusky	5-4	10-7
Fremont	4-6	6-15	Lima Sr.	5-5	7-11	Fremont	5-5	8-9
Marion	3-7	9-12	Sandusky	4-6	8-12	Napoleon	2-8	7-11
Napoleon	0-10	2-19	Fremont	3-7	4-16	Marion	2-8	6-11

Non-League Records

Bowling Green	14-7
Ottawa-Glandorf	25-1, WBL Champs, #3 AP ranking
Tiffin Columbian	9-13
Toledo St. John's	22-4, City League Champs,
Northview	14-8
Toledo Central Catholic	12-7
Toledo Rogers	8-12
Willard	20-5, NOL Co-Champs,
Toledo St. Francis	13-7
Woodward	4-15

Sectional Championships: Willard, St. John's, Ottawa-Glandorf, Rogers, Sandusky, Lima Sr.

District Championships: St. John's, Willard, and Ottawa-Glandorf

Regional Championship: St. John's and Ottawa-Glandorf

All-GBC

Player of the Year: Travis Walton (11), Lima Sr.

First Team

Ryan Williams (12), Sandusky
Jack Miller (11), Findlay
Marshall Starks (12), Marion
Greg Tyson (12), Lima Sr.
Fred Shearon (11), Fremont

Second Team

Brad Sutton (11), Findlay
Greg Garrett (11), Sandusky
Chris McLellan (11), Lima Sr.
Brad Inkrott (12), Findlay
Jacob Haines (12), Marion

Honorable Mention

Findlay: Zack Kraus (10)
Fremont Ross: Adam Gries (10)
Lima Sr.: Keith Jackson (11), Leonard Hutchins (12)
Marion: Aaron Pitts (11), Tom Conley (11)
Napoleon: Jeremy Davis (10), Kyle Borstelman (12)
Sandusky: Daishun Brown (12), Denarea Swain (11)

Coach of the Year: Mark Gaffney, Lima Sr.

All-District 6

First Team

Ryan Williams (12), Sandusky
Jonathan Avery (11), Mansfield Sr.
Robert Kisabeth (11), Tiffin
Lance Frank (12), Ashland
Marshall Starks (12), Marion
Dominique Jones (11), Madison

Second Team

Yima Chi-Kur (12), Mansfield Sr.
Greg Garrett (11), Sandusky
Fred Shearon (11), Fremont
Chris McGee (12), Sandusky
Adam Gries (10), Fremont
Braydon Smith (12), Mansfield Sr.

Honorable Mention

Ashland: Chris Baughman (12)
Madison: McFarland (12)
Mansfield Sr: Rashod Reed (10)
Marion: Jacob Haines (12)
Sandusky: Denarea Swain (11)
Tiffin: Allan Hoke (12)

Player of the Year: Ryan Williams (12), Sandusky

Co-Coaches of the Year: T. J. James, Sandusky

Team Awards
Voted by the Players or Statistical Leaders

Most Valuable Players: Fred Shearon

Most Improved Player: Aaron Opelt

Best Defensive Player: Antoine Davis

Captain's: Antoine Davis, Jake Kingsborough, Marquis Reynolds

Best Attitude: Robbie Hall

Hardest Worker: Chris Haralson

Most Assists: Aaron Opelt 41

Most Rebounds: Fred Shearon 177

Best Free Throw Percentage: Garrett Johnson 68%

AP Honors

All Northwest Ohio: Fred Shearon, Honorable Mention
Adam Gries, Honorable Mention

News-Messenger: Fred Shearon

Fostoria East-West All-Stars: Antoine Davis

All-Opponents Team

Best players our players felt they played against

First Team

Ryan Williams, Sandusky
Tim Pollitz, Ottawa-Glandorf
Eric Pollitz, Ottawa-Glandorf
Travis Walton, Lima Sr.
B.J. Raymond, St. John's

Second Team

Marshall Starks (12), Marion
Bryan Heidtman (12), N-View
C.J. Johnson (12), St. Francis
Jack Miller (11), Findlay
Greg Tyson (12), Lima Sr.

Honorable Mention

Michael Graffin (12), Bowling Green
Brad Inkrott (12), Findlay
Marquis Glenn (12), Rogers

Greg Garrett (11), Sandusky
Robert Kisabeth (11), Tiffin
Jacob Haines (12), Marion

GREATER BUCKEYE CONFERENCE BOYS BASKETBALL STANDINGS

Final Regular Season

	GBC	ALL	PTS	OPP
Lima Senior	10-0	16-4	1233	1039
Findlay	8-2	13-7	1181	1014
Sandusky	5-5	13-7	1424	1392
Fremont Ross	4-6	6-14	1097	1303
Harding	3-7	9-11	1076	1103
Napoleon	0-10	2-18	994	1184

Past Games

December 5, 2003

Sandusky (0-1, 0-0) 63, at Toledo Libbey 75
 Findlay (0-1, 0-0) 49, at Fostoria 66
 Fremont Ross (0-1, 0-0) 20, at Bowling Green 62
 Lima Senior (1-0, 0-0) 77, Cincinnati Aiken 69
 Harding (1-0, 0-0) 70, at Columbus Briggs 61

December 6, 2003

Mansfield Senior 72, at Sandusky (0-2, 0-0) 69
 Napoleon (1-0, 0-0) 59, at Fairview 43
 Fremont Ross (0-2, 0-0) 44, at Toledo St. John's 59
 Cleveland Heights 48, Lima Senior (1-1, 0-0) 44

December 12, 2003

Sandusky (1-2, 1-0) 73, at Harding (1-1, 0-1) 64 (OT)
 Napoleon (1-1, 0-1) 69, at Fremont Ross (1-2, 1-0) 74 (OT)
 Lima Senior (2-1, 1-0) 66, at Findlay (0-2, 0-1) 61 (OT)

December 13, 2003

Sandusky (2-2, 1-0) 66, at Tiffin Columbian 63
 Napoleon (1-2, 0-1) 39, at Van Wert 62
 Defiance 48, at Findlay (1-2, 0-1) 69
 Fremont Ross (1-3, 1-0) 63, at Willard 75

December 16, 2003

Harding (1-2, 0-1) 53 at Delaware Hayes 71

December 19, 2003

Holgate 31, at Napoleon (2-2, 0-1) 35

December 20, 2003

Findlay (2-2, 1-1) 65, at Sandusky (2-3, 1-1) 53
 Wauseon 54, at Napoleon (2-3, 0-1) 50
 Fremont Ross (1-4, 1-1) 49, at Lima Senior (3-1, 2-0) 82

December 23, 2003

Fremont Ross (1-5, 1-1) 50, at Ottawa Glandorf 78
 Middletown 42, at Lima Senior (4-1, 2-0) 51
 Harding (2-2, 0-1) 51, at Buckeye Valley 41

December 27, 2003

Toledo Central Catholic 72, Sandusky 69 (2-4, 1-1)
 Napoleon 38 (2-4, 0-1), Patrick Henry 58
 Lima Senior 41 (5-1, 2-0) at Lima Central Catholic 39
 Marion Franklin 65, Harding 52 (2-3, 0-1)

December 30, 2003

Sandusky 64, (3-4, 1-1), North Olmstead 62 (OT)
 Cleveland South 46, Findlay 72 (3-2, 1-1)
 Fremont Ross (2-5, 1-1) 69, Toledo Woodward 52

January 2, 2004

Big Walnut 48, Harding (3-3, 0-1) 50

January 3, 2004

Harding 48 (4-3, 1-1), Napoleon 38 (2-5, 0-2)
 Findlay 72 (4-2, 1-1), Toledo Rogers 62

January 6, 2004

Lima Senior (5-2, 2-0) 62, Dayton Colonel White 65

January 9, 2004

Sandusky (4-4, 2-1) 85, Napoleon (2-6, 0-3) 67
 Findlay (5-2, 2-1) 55, Fremont Ross (2-6, 1-2) 44
 Lima Senior (6-2, 3-0) 56, Harding (4-4, 1-2) 44

January 10, 2004

Toledo Bowsher 77, Sandusky (5-4, 2-1) 89
 Findlay (6-2, 2-1) 51, Toledo Start 48
 Fremont Ross (2-7, 1-2) 60, Toledo Central Catholic 70
 Toledo Libbey 55, Lima Senior (7-2, 3-0) 59
 Dayton Stivers 41, Harding 63 (5-4, 1-2) 63

January 16, 2004

Sandusky (5-5, 2-2) 56, Lima Senior (8-2, 4-0) 81
 Napoleon (2-7, 0-4) 29, Findlay (7-2, 3-1) 61
 Harding (5-5, 1-3) 45, Fremont Ross (3-7, 2-2) 57

Past Games

January 17, 2004

Sandusky (6-5, 2-2) 91, Willard 90 (OT)
 Napoleon (2-8, 0-4) 55, Bryan 60
 Findlay (7-3, 3-1) 56, Toledo St. Francis 61
 Fremont Ross (3-8, 2-2) 53, Tiffin Columbian 63
 Harding at Mount Vernon, ppd (Jan. 27)

January 23, 2004

Fremont Ross (3-9, 2-3) 72, Sandusky (7-5, 3-2) 80
 Lima Senior at Napoleon, ppd (Jan. 28)
 Harding (5-6, 1-4) 43, Findlay (8-3, 4-1) 58

January 24, 2004

Sandusky (8-5, 3-2) 73, Toledo Whitmer 69
 Napoleon (2-9, 0-5) 37, Harding (6-6, 2-4) 52
 Toledo Woodward 50, Findlay (9-3, 4-1) 78
 Springfield South 67, Lima Senior (8-3, 4-0) 65 (OT)

January 27, 2004

Harding at Mount Vernon, ppd (Feb. 14)

January 28, 2004

Lima Senior at Napoleon, ppd (Feb. 18)

January 31, 2004

Sandusky (9-5, 3-3) 72, Findlay (10-3, 5-1) 80
 Napoleon (2-10, 0-5) 73, Springfield 76
 Lima Senior (9-3, 5-0) 57, Fremont Ross (3-10, 2-4) 35
 Olentangy Liberty 49, Harding (7-6, 2-4) 71

February 3, 2004

Fremont Ross (3-11, 2-4) 50, Toledo St. Francis 64
 Harding (2-4, 7-7) 55, Groveport Madison 86
 Defiance 60, Napoleon (0-5, 2-11) 53

February 6, 2004

Harding (2-5, 7-8) 62, Sandusky 64 (4-3, 10-5)
 Fremont Ross (4-11, 3-4) 42, Napoleon 40 (0-6, 2-12)
 Findlay 31 (10-4, 5-2), Lima Senior 45 (6-0, 10-3)

February 7, 2004

Huron 54, Sandusky (4-3, 11-5) 79
 Ottawa Glandorf 60, Napoleon (0-6, 2-13) 44
 Toledo Whitmer 52, Findlay (10-5, 5-2) 47, OT

February 10, 2004

Lima Senior (10-4, 6-0) 58, Toledo Scott 60

February 13, 2004

Sandusky (12-5, 5-3) 81, Napoleon (2-14, 0-7) 69
 Findlay (11-5, 6-2) 69, Fremont Ross (4-12, 3-5) 45
 Harding (7-9, 2-6) 58, Lima Senior (11-4, 7-0) 69

February 14, 2004

Findlay (11-6, 6-2) 60, Lima Shawnee 69
 Fremont Ross (5-12, 3-5) 87, Toledo Rogers 86
 Mansfield Senior 48, Lima Senior (12-4, 7-0) 54
 Harding (7-10, 2-6) 39, Mount Vernon 48

February 18, 2004

Napoleon (2-15, 0-8) 50, Lima Senior (13-4, 8-0) 59

February 20, 2004

Lima Senior (14-4, 9-0) 69, Sandusky (12-6, 5-4) 61
 Findlay (12-6, 7-2) 48, Napoleon (2-16, 0-9) 40
 Fremont Ross (5-13, 3-6) 55, Harding (8-10, 3-6) 67

February 21, 2004

Norwalk 63, Sandusky (13-6, 5-4) 69
 Archbold 68, Napoleon (2-17, 0-9) 61 (OT)
 Cleveland St. Ignatius 47, Findlay (12-7, 7-2) 45
 Sylvania Northview 63, Fremont Ross (5-14, 3-6) 59
 Kenton 32, Harding (9-10, 3-6) 61

February 27, 2004

Napoleon (2-18, 0-10) 48, Lima Senior (15-4, 10-0) 71
 Findlay (13-7, 8-2) 54, Harding (9-11, 3-7) 28
 Sandusky (13-7, 5-5) 67, Fremont Ross (6-14, 4-6) 69

SCORING	G	PTS	AVG
Travis Walton, LS	20	407	20.35
Ryan Williams, Sand	18	314	17.44
Marshall Starks, Hard	19	319	16.79
Brad Sutton, Find	20	254	12.70
Jack Miller, Find	20	250	12.50
Brad Inkrott, Find	20	244	12.20
Fred Shearon, Fre	20	235	11.75
Greg Garrett, Sand	20	232	11.60
Adam Gries, Fre	20	230	11.50
Chris McLellan, LS	20	207	10.35
Gregory Tyson, LS	20	207	10.35

3-POINT SHOOTING	FGA	FGM	PCT
Brad Inkrott, Find	156	59	37.82%
Jon Stratton, Sand	95	33	34.74%
Chris McGee, Sand	56	19	33.93%
Jack Miller, Find	44	14	31.82%
Antoine Davis, Fre	35	11	31.43%
Garrett Johnson, Fre	52	16	30.77%
Jacob Haines, Hard	56	17	30.36%
Tommy Conley, Hard	127	37	29.13%
Chris McLellan, LS	120	34	28.33%
Ryan Williams, Sand	75	21	28.00%
Ryan Funchion, Nap	36	10	27.78%

REBOUNding	G	OR	DR	TOTAL	AVG
Marshall Starks, Hard	19	67	92	159	8.37
Fred Shearon, Fre	20	58	106	164	8.20
Gregory Tyson, LS	20	60	83	143	7.15
Keith Jackson, LS	20	56	85	141	7.05
Travis Walton, LS	20	45	80	125	6.25
Brad Sutton, Find	20	38	86	124	6.20
Ryan Williams, Sand	18			110	6.11
Kyle Bostleman, Nap	20	50	71	121	6.05
Greg Garrett, Sand	20			114	5.70
Jack Miller, Find	20	22	92	114	5.70
Adam Gries, Fre	20	42	70	112	5.60

STEALS	G	STLS	AVG
Travis Walton, LS	20	74	3.70
Jacob Haines, Hard	20	69	3.45
Brad Inkrott, Find	20	45	2.25
Daushan Brown, Sand	20	36	1.80
Marshall Starks, Hard	19	31	1.63
Ryan Williams, Sand	18	28	1.56
Jack Miller, Find	20	29	1.45
Bryce Ebron, Sand	20	27	1.35
Aaron Pitts, Hard	19	25	1.32
Alex Birtcher, Nap	20	25	1.25
Greg Garrett, Sand	20	24	1.20

FIELD GOAL SHOOTING	FGA	FGM	PCT
Tyler Hughes, Find	67	51	76.12%
Fred Shearon, Fre	148	105	70.95%
Gregory Tyson, LS	135	87	64.44%
Brad Sutton, Find	172	108	62.79%
Kyle Bostleman, Nap	147	78	53.06%
Adam Gries, Fre	174	92	52.87%
Jeremy Davis, Nap	165	83	50.30%
Keith Jackson, LS	110	54	49.09%
Marshall Starks, Hard	267	131	49.06%
Jack Miller, Find	210	101	48.10%

FREE THROW SHOOTING	FTA	FTM	PCT
Chad Damman, Nap	30	24	80.00%
Alex Birtcher, Nap	53	41	77.36%
Zach Kraus, Find	35	26	74.29%
Travis Walton, LS	131	96	73.28%
Jack Miller, Find	49	34	69.39%
Jacob Haines, Hard	51	35	68.63%
Garrett Johnson, Fre	25	17	68.00%
Brad Inkrott, Find	40	27	67.50%
Tyrell Grant, LS	24	16	66.67%
Jeremy Davis, Nap	33	22	66.67%

ASSISTS	G	ASTS	AVG
Jack Miller, Find	20	120	6.00
Jacob Haines, Hard	20	79	3.95
Deshaun Brown, Sand	20	75	3.75
Zach Kraus, Find	19	58	3.05
Travis Walton, LS	20	57	2.85
Leonard Hutchins, LS	20	51	2.55
Ryan Williams, Sand	18	37	2.06
Antoine Davis, Fre	16	30	1.88
Brad Inkrott, Find	20	37	1.85
Jeremy Davis, Nap	20	36	1.80
Kyle Bostleman, Nap	20	34	1.70
Aaron Opelt, Fre	17	41	2.41

G	FGA	FGM	PCT	TPA	TPM	PCT	FTA	FTM	PCT	PTS	AVG	OR	DR	TR	AVG	AST	AVG	STL	AVG	
Harding	20	173	75	0.43	56	17	0.30	51	35	0.69	202	10.10	7	29	36	1.80	79	3.95	69	3.45
Haines, Jacob	20	50	9	0.18	28	5	0.18	20	12	0.60	35	1.75	4	8	12	0.60	11	0.55	11	0.55
Reece, Jeff	20	41	10	0.24	37	10	0.27	8	7	0.88	37	1.85	5	10	15	0.75	17	0.85	12	0.60
Laskaris, Athan	19	170	59	0.35	127	37	0.29	4	3	0.75	158	8.32	7	26	33	1.74	28	1.47	19	1.00
Conley, Tommy	19	131	46	0.35	8	1	0.13	15	11	0.73	104	5.47	46	45	91	4.79	32	1.68	25	1.32
Pitts, Aaron	19	267	131	0.49	1	0	0.00	91	57	0.63	319	16.79	67	92	159	8.37	6	0.32	31	1.63
Starks, Marshall	16	33	19	0.58	8	3	0.38	10	3	0.30	44	2.75	4	8	12	0.75	7	0.44	10	0.63
Twine, Rafael	17	18	6	0.33	3	1	0.33	3	1	0.33	14	0.82	2	4	6	0.35	7	0.41	7	0.41
Hammock, Brandon	4	2	1	0.50	0	0	#####	0	0	#####	2	0.50	2	0	2	0.50	1	0.25	0	0.00
Wilkins, Bobby	20	88	35	0.40	0	0	#####	47	27	0.57	97	4.85	50	41	91	4.55	19	0.95	15	0.75
Grimes, John	20	50	18	0.36	1	0	0.00	10	6	0.60	42	2.10	12	24	36	1.80	4	0.20	7	0.35
McDuffie, Cherell	4	7	3	0.43	0	0	#####	2	2	1.00	8	2.00	2	1	3	0.75	1	0.25	3	0.75
Smith	1	2	0	0.00	0	0	#####	0	0	#####	0	0.00	1	1	2	2.00	0	0.00	0	0.00
Reese	1	1	1	1.00	0	0	#####	0	0	#####	2	2.00	1	0	1	1.00	0	0.00	1	1.00

Harding Team Stats	20	1033	413	0.40	269	74	0.28	261	164	0.63	1064	53.20	210	289	499	24.95	212	10.60	210	10.50
Opponent	20	933	417	0.45	262	83	0.32	291	184	0.63	1101	55.05	185	358	543	27.15	###	###	###	###

Lima Senior	G	FGA	FGM	PCT	TPA	TPM	PCT	FTA	FTM	PCT	PTS	AVG	OR	DR	TR	AVG	AST	AVG	STL	AVG
Walton, Travis	20	340	151	0.44	42	9	0.21	131	96	0.73	407	20.35	45	80	125	6.25	57	2.85	74	3.70
McLellan, Chris	20	234	70	0.30	120	34	0.28	53	33	0.62	207	10.35	14	37	51	2.55	12	0.60	23	1.15
Hutchins, Leonard	20	100	37	0.37	22	8	0.36	19	8	0.42	90	4.50	8	30	38	1.90	51	2.55	25	1.25
Tyson, Gregory	20	135	87	0.64	5	2	0.40	62	31	0.50	207	10.35	60	83	143	7.15	22	1.10	22	1.10
Grant, Tyrell	20	48	19	0.40	0	0	#####	24	16	0.67	54	2.70	19	37	56	2.80	1	0.05	19	0.95
Jackson, Keith	20	110	54	0.49	1	0	0.00	51	29	0.57	137	6.85	56	85	141	7.05	6	0.30	11	0.55
Paris, Andrew	18	24	7	0.29	7	2	0.29	5	2	0.40	18	1.00	8	10	18	1.00	10	0.56	7	0.39
Jackson, Dale	15	19	6	0.32	4	1	0.25	5	6	0.83	18	1.20	6	9	15	1.00	1	0.07	2	0.13
Jackson, Derrick	15	23	10	0.43	8	3	0.38	5	4	0.80	27	1.80	3	15	18	1.20	12	0.80	6	0.40
Sorreis, LeTraile	13	20	11	0.55	1	0	0.00	6	4	0.67	26	2.00	1	0	1	0.08	5	0.38	1	0.08
Sorrell, LeVelle	7	15	6	0.40	4	1	0.25	6	4	0.67	17	2.43	0	2	2	0.29	0	0.00	2	0.29
O'Neil, Patrick	7	10	2	0.20	1	0	0.00	0	0	#####	4	0.57	0	3	3	0.43	0	0.00	1	0.14
Williamson, Phillip	4	3	2	0.67	1	0	0.00	2	1	0.50	5	1.25	0	1	1	0.25	2	0.50	2	0.50
Callahan, Diwan	3	5	1	0.20	1	0	0.00	0	0	#####	2	0.67	0	4	4	1.33	0	0.00	0	0.00
Ellis, Jasper	3	1	1	1.00	0	0	#####	0	0	#####	2	0.67	0	3	3	1.00	0	0.00	0	0.00
Allison, James	2	0	0	#####	0	0	#####	4	3	0.75	3	1.50	0	1	1	0.50	0	0.00	0	0.00

Lima Team Stats	20	1087	464	0.43	217	60	0.28	374	236	0.63	1224	61.20	252	448	700	35.00	179	8.95	195	9.75
Opponent	20	1085	324	0.30	269	77	0.29	269	174	0.65	899	44.95	288	409	697	34.85	165	8.25	123	6.15

Sandusky	G	FGA	FGM	PCT	TPA	TPM	PCT	FTA	FTM	PCT	PTS	AVG	OR	DR	TR	AVG	AST	AVG	STL	AVG
Brown, Daishun	20	103	47	0.46	17	5	0.29	27	12	0.44	111	5.55	32	48	80	3.60	179	8.95	195	9.75
Williams, Ryan	18	246	118	0.48	75	21	0.28	87	57	0.66	314	17.44	252	448	700	35.00	179	8.95	195	9.75
Lately, Mike	20	62	23	0.37	16	2	0.13	10	3	0.30	51	2.55	0	0	0	0.00	0	0.00	0	0.00
Garrett, Greg	20	190	84	0.44	21	9	0.43	87	55	0.63	232	11.60	288	409	697	34.85	165	8.25	123	6.15
Randleman, Vince	19	28	7	0.25	5	0	0.00	8	5	0.63	19	1.00	0	1	1	0.50	0	0.00	0	0.00
Swain, Denarea	20	126	70	0.56	1	0	0.00	64	36	0.56	176	8.80	0	0	0	0.00	0	0.00	0	0.00
Ebron, Bryce	20	82	39	0.48	8	0	0.00	18	11	0.61	89	4.45	86	430	10	0.50	18	0.90	18	0.90
Stratton, Jon	20	138	53	0.34	95	33	0.35	8	4	0.50	143	7.15	51	255	5	0.25	27	1.35	27	1.35
McGee, Chris	20	163	76	0.47	56	19	0.34	33	20	0.61	191	9.55	82	410	19	0.95	15	0.75	15	0.75
Logan, Chaz	19	88	35	0.40	16	4	0.25	21	12	0.57	86	4.53	32	32	1.68	20	1.05	15	0.75	
Others	6	1	0.17	3	0	0.00	0	0	0	#####	2	2.00	1	0	1	1.00	0	0.00	1	1.00

Sandusky Team sta	20	1252	553	0.44	313	93	0.30	363	215	0.59	1414	70.70	0	0	590	29.50	229	11.45	212	10.60
Opponent	20	1252	553	0.44	313	93	0.30	363	215	0.59	1414	70.70	0	0	590	29.50	229	11.45	212	10.60

Findlay	G	FGA	FGM	PCT	TPA	TPM	PCT	FTA	FTM	PCT	PTS	AVG	OR	DR	TR	AVG	AST	AVG	STL	AVG
Strzempka, Joe	18	48	30	0.63	0	0	0.0000	25	7	0.28	67	3.72	26	28	54	3.00	15	0.83	11	0.61
Kraus, Zach	20	51	24	0.47	10	6	0.60	35	26	0.74	80	4.00	7	33	40	2.00	60	3.00	15	0.75
Arnold, John	20	8	2	0.25	7	1	0.14	14	9	0.64	14	0.70	3	2	5	0.25	4	0.20	4	0.20
Babcock, Blake	20	62	16	0.26	56	13	0.23	23	18	0.78	63	3.15	8	22	30	1.50	21	1.05	6	0.30
Inkrott, Brad	20	190	79	0.42	156	59	0.38	40	27	0.68	244	12.20	8	56	64	3.20	37	1.85	45	2.25
Miller, Jack	20	210	101	0.48	44	14	0.32	49	34	0.69	250	12.50	22	92	114	5.70	120	6.00	29	1.45
Leddy, Mike	20	20	7	0.35	2	0	0.00	12	8	0.67	22	1.10	6	12	18	0.90	19	0.95	6	0.30
Raymond, Alex	8	7	3	0.43	3	0	0.00	1	0	0.00	6	0.75	2	1	3	0.38	0	0.00	0	0.00
Hughes, Tyler	16	67	51	0.76	0	0	0.0000	18	16	0.89	118	7.38	17	26	43	2.69	8	0.50	6	0.38
Ernst, Charlie	17	39	20	0.51	0	0	0.0000	26	11	0.42	51	3.00	9	23	32	1.88	10	0.59	4	0.24
Sutton, Brad	20	172	108	0.63	5	1	0.20	60	37	0.62	254	12.70	38	86	124	6.20	25	1.25	18	0.90
Lammers, Nathan	1	0	0	0.0000	0	0	0.0000	0	0	0.0000	0	0.00	0	0	0	0.00	1	1.00	0	0.00
Sotoway	3	0	0	0.0000	0	0	0.0000	0	0	0.0000	0	0.00	0	1	1	0.33	0	0.00	1	0.33

Findlay Team totals	20	874	441	0.50	283	94	0.33	303	193	0.64	1169	58.45	146	382	528	26.40	320	16.00	145	7.25
Opponent	20	903	361	0.40	262	67	0.26	288	165	0.57	954	47.70	190	250	440	22.00				

Napoleon	G	FGA	FGM	PCT	TPA	TPM	PCT	FTA	FTM	PCT	PTS	AVG	OR	DR	TR	AVG	AST	AVG	STL	AVG
Funchion, Ryan	19	136	50	0.37	36	10	0.28	28	17	0.61	127	6.68	15	29	44	2.32	24	1.26	15	0.79
Borstelman, Kyle	20	147	78	0.53	2	0	0.00	46	23	0.50	179	8.95	50	71	121	6.05	34	1.70	21	1.05
Davis, Jeremy	20	165	83	0.50	24	4	0.17	33	22	0.67	192	9.60	37	58	95	4.75	36	1.80	18	0.90
Bircher, Alex	20	118	48	0.41	65	18	0.28	53	41	0.77	155	7.75	15	21	36	1.80	31	1.55	25	1.25
Ward, Larry	20	151	58	0.38	50	9	0.18	27	15	0.56	140	7.00	28	35	63	3.15	18	0.90	18	0.90
Damman, Chad	20	87	31	0.36	30	4	0.13	30	24	0.80	90	4.50	10	17	27	1.35	26	1.30	10	0.50
Boulton, Blake	19	33	12	0.36	1	0	0.00	8	1.00	32	1.68	7	26	33	1.74	6	0.32	4	0.21	
Kruise, Zak	20	54	16	0.30	4	0	0.00	14	4	0.29	36	1.80	16	27	43	2.15	9	0.45	13	0.65
Small, Todd	12	3	2	0.67	0	0	0.0000	5	3	0.60	7	0.58	0	11	11	0.92	1	0.08	2	0.17
Behnfeldt, Brandon	15	14	4	0.29	0	0	0.0000	2	1	0.50	9	0.60	3	12	15	1.00	0	0.00	2	0.13
Smith, Dustin	1	3	2	0.67	2	1	0.50	0	0	0.0000	5	5.00	0	2	2	2.00	0	0.00	0	0.00
Cramer, Brandon	1	1	0	0.00	1	0	0.00	0	0	0.0000	0	0.00	0	0	0	0.00	0	0.00	0	0.00
Babcock, Josh	5	2	1	0.50	1	0	0.00	2	0	0.00	2	0.40	0	2	2	0.40	1	0.20	0	0.00
Wiechers, Marc	8	24	7	0.29	5	1	0.20	4	3	0.75	18	2.25	5	23	28	3.50	2	0.25	0	0.00

20	938	392	0.42	221	47	0.21	252	161	0.64	992	49.60	186	334	520	26.00	188	9.40	128	6.40
----	-----	-----	------	-----	----	------	-----	-----	------	-----	-------	-----	-----	-----	-------	-----	------	-----	------

Fremont/Ross	G	FGA	FGM	PCT	TPA	TPM	PCT	FTA	FTM	PCT	PTS	AVG	OR	DR	TR	AVG	AST	AVG	STL	AVG
Reynolds, Marquis	16	75	26	0.35	38	10	0.26	21	11	0.52	73	4.56	7	22	29	1.81	27	1.69	14	0.88
King, Scott	13	34	10	0.29	26	6	0.23	3	1	0.33	27	2.08	2	8	10	0.77	19	1.46	6	0.46
Opelt, Aaron	17	75	31	0.41	18	4	0.22	33	18	0.55	84	4.94	13	16	29	1.71	41	2.41	5	0.29
Johnson, Garrett	20	98	28	0.29	52	16	0.31	25	17	0.68	89	4.45	10	19	29	1.45	33	1.65	4	0.20
Wolverton, Travay	20	77	20	0.26	47	13	0.28	10	3	0.30	56	2.80	7	25	32	1.60	16	0.80	11	0.55
Davis, Antoine	16	93	31	0.33	35	11	0.31	33	22	0.67	95	5.94	14	33	47	2.94	30	1.88	7	0.44
Hall, Robbie	18	18	4	0.22	5	1	0.20	10	7	0.70	16	0.89	5	3	8	0.44	2	0.11	0	0.00
Sims, Quentin	9	20	10	0.50	1	0	0.00	5	3	0.60	23	2.56	6	10	16	1.78	5	0.56	3	0.33
Harrison, Chris	20	59	15	0.25	21	5	0.24	13	7	0.54	42	2.10	14	24	38	1.90	16	0.80	11	0.55
Gries, Adam	20	174	92	0.53	5	1	0.20	72	45	0.63	230	11.50	42	70	112	5.60	14	0.70	4	0.20
Kingsborough, Jake	20	63	30	0.48	5	2	0.40	11	9	0.82	71	3.55	11	33	44	2.20	13	0.65	8	0.40
Shearon, Fred	20	148	105	0.71	0	0	0.0000	49	25	0.51	235	11.75	58	106	164	8.20	23	1.15	12	0.60
Diller, Joe	20	67	25	0.37	22	8	0.36	20	13	0.65	71	3.55	24	26	50	2.50	12	0.60	4	0.20
Edwards, Jordan	2	0	0	0.0000	0	0	0.0000	0	0	0.0000	0	0.00	2	0	2	1.00	0	0.00	1	0.50

Fremont Team total	20	1001	427	0.43	275	77	0.28	305	181	0.59	1112	55.60	215	395	610	30.50	251	12.55	90	4.50
Opponent	20	1048	473	0.45	223	78	0.35	354	232	0.66	1256	62.80	242	338	580	29.00				

Boys basketball

City League

Final, regular season		
Team	League	Overall
*St. John's Jesuit	10-1	16-4
Libbey	10-1	14-6
Scott	9-2	13-6
Whitmer	8-3	11-8
St. Francis de Sales	7-4	12-5
Central Catholic	6-5	12-6
Clay	5-6	10-9
Rogers	4-7	6-11
Waite	2-9	9-9
Woodward	2-9	4-14
Start	2-9	3-15
Bowsher	1-10	3-16

*won CL playoff championship

SCORING LEADERS

Player	G	PTS	AVG
Verashawn Cheers, Scott	19	365	19.2
Romeo Alexander, Scott	19	359	18.9
BJ Raymond, St. John's	19	353	18.6
Brett McDougle, Clay	19	340	17.9
Todd Lindroth, Whitmer	19	332	17.5
Brian Roberts, St. John's	20	349	17.5
Mike Lucas, Waite	15	261	17.4
Marquis Glenn, Rogers	17	276	16.2
G.J. Johnson, St. Francis	18	259	14.9
Darrion Griffin, Waite	17	246	14.5
Jerome Pierce, Libbey	20	289	14.5
Justin Morris, Start	18	254	14.1
Dan Annic, Central	18	250	13.9
Brent Jones, Rogers	18	244	13.6
Zack Hartle, Central	18	244	13.6
Ernie Reed, Libbey	20	261	13.1
Jermaine Fletcher, Whitmer	19	236	12.4
King Wilson, Waite	19	211	11.7
Andy Smith, Bowsher	18	214	12.4
Chris Wyse, Bowsher	19	214	11.7
Darryl Roberts, St. Francis	18	188	10.4
Drew Scarborough, Clay	19	194	10.2
Robby Long, Start	18	184	10.2
Quintin Mitchell, Libbey	20	203	10.2
Zach Hillesland, St. John's	10	101	10.1
John Nelson, Clay	19	191	10.1
Jarret Wyatt, Rogers	17	165	9.7

REBOUNDING LEADERS

Player	G	RBS	AVG
Kevin Bingle, St. Francis	18	221	12.3
Quintin Mitchell, Libbey	20	219	10.9
Verashawn Cheers, Scott	19	190	10.0
Darrion Griffin, Waite	17	147	8.6
David Doby, Libbey	15	128	8.5
Zach Hillesland, St. John's	10	84	8.4
Brett McDougle, Clay	19	157	8.3
BJ Raymond, St. John's	19	156	8.2
Stewart Armstrong, Rogers	16	117	7.3
King Wilson, Waite	18	122	6.8
Jermaine Fletcher, Whitmer	19	125	6.6
Drew Donovan, St. Francis	18	119	6.6
Robby Long, Start	18	126	7.0
Jarret Wyatt, Rogers	17	105	6.2
Marquel Jefferson, Libbey	20	84	4.2
Devin Scarborough, Clay	19	112	5.9
Ernie Reed, Libbey	20	112	5.6
Grant Maxey, Start	18	97	5.4
Marquis Glenn, Rogers	17	91	5.4
Brent Jones, Rogers	16	83	5.2
Kenny Rivers, Bowsher	20	100	5.0

Not reporting: Woodward.

NLL

League			Overall		
Team	League	Overall	Team	League	Overall
Southview	12-2	17-3			
Perrysburg	10-4	14-6			
Northview	10-4	13-7			
Bowling Green	9-5	14-6			
Anthony Wayne	7-7	9-11			
Maumee	4-10	6-14			
Rossford	2-12	6-14			
Springfield	2-12	4-16			

SCORING LEADERS

Player	G	PTS	AVG
Joe McVicker, Anthony Wayne	19	470	24.7
Chris Poelnitz, Maumee	12	259	22.4
Mike Dhondt, Perrysburg	20	435	21.8
Steve Kyser, Southview	20	406	20.3
Ray Thomas, Southview	20	346	17.3
Kevin Keller, Rossford	20	310	15.5
Bryan Heidtman, Northview	20	282	14.2
Jamar Murchison, Southview	20	278	13.9
Michael Graffin, Bowling Green	20	274	13.7
Des Alexander, Springfield	19	257	13.5
Tyler Winkelman, Perrysburg	20	251	12.6
Ryan Hoehner, Bowling Green	20	245	12.3
Cody Shoemaker, Northview	20	244	12.2
Jimmy Green, Bowling Green	20	227	11.4
Andrew Vroman, BG	15	164	10.9
Fletcher Noble, Springfield	19	200	10.5
Andy Dybala, Maumee	20	186	9.4
Eric Bayus, Anthony Wayne	19	150	7.9

REBOUNDING LEADERS

Player	G	RBS	AVG
Ray Thomas, Southview	20	185	9.3
Joe McVicker, Anthony Wayne	19	164	8.6
Andy Dybala, Maumee	20	149	7.5
Steve Kyser, Southview	20	144	7.2
Cody Shoemaker, Northview	20	150	7.5
Tyler Winkelman, Perrysburg	20	131	6.6
Joe Gagg, Perrysburg	20	124	6.2
Michael Graffin, Bowling Green	20	118	5.9
Kevin Keller, Rossford	20	117	5.9
Andrew Vroman, BG	15	85	5.7
Ryan Hoehner, Bowling Green	20	108	5.4
Taylor Tausch, Springfield	19	102	5.4
Tory Zacharias, AW	19	80	4.7
Brian Kirby, Anthony Wayne	18	81	4.5

Nick Langenderfer, Evergreen	20	209	10.5
Kyle Storer, Wauseon	20	204	10.2
Mike Pratt, Archbold	20	201	10.1
DJ Seigo, Archbold	15	150	10.0
Justin Bostelman, Pat. Henry	20	180	9.5
Brook Gibson, Wauseon	20	188	9.4
A.J. Hephner, Montpelier	20	187	9.4

REBOUNDING LEADERS

Player	G	RBS	AVG
AJ Hephner, Montpelier	20	210	10.5
Chris Carpenter, Bryan	20	385	9.8
Chris Carpenter, Bryan	18	158	8.8
Joel Ruffer, Archbold	20	166	8.3
Marcus Baur, Delta	10	140	7.4
Ryan Buehl, Bryan	20	136	6.8
Brook Gibson, Wauseon	20	120	6.0
Clint Russell, Delta	20	109	5.5
Matt Brown, Evergreen	20	110	5.5

TAAC

League			Overall		
Team	League	Overall	Team	League	Overall
Ottawa Hills	11-1	18-2			
Danbury	10-2	17-3			
Cardinal Stritch	8-4	13-7			
Toledo Christian	6-6	11-9			
Maumee Valley	3-9	8-12			
Emmanuel Baptist	3-9	5-15			
Northwood	1-11	2-18			

SCORING LEADERS

Player	G	PTS	AVG
Jake Fanning, Danbury	20	439	22.0
Craig Choka, Maumee Valley	19	416	21.9
Andrew Boggs, Tol. Christian	19	378	19.9
Chris Wilson, Ottawa Hills	20	394	19.7
Scott Nietz, Emmanuel Bap.	20	373	18.7
Delancey Sheares, Maum. Val.	19	332	17.5
Matt Boggs, Tol. Christian	19	236	12.4
Steve Sparks, Emmanuel Bap.	10	123	12.3
A.J. LaCourse, Cardinal Stritch	18	218	12.1
Eric Ludrowski, Danbury	20	235	11.8
Joe Eccleston, Cardinal Stritch	19	210	11.1
Ross Peters, Northwood	20	195	9.8
Brian Buckley, Ottawa Hills	20	185	9.3
Mike Adams, Northwood	13	120	9.2

REBOUNDING LEADERS

Player	G	RBS	AVG
Delancey Sheares, Maum. Val.	19	238	12.5
Andrew Boggs, Tol. Christian	19	175	9.2
Brian Dunnett, Emmanuel Bap.	20	179	8.9
Chris Wilson, Ottawa Hills	20	169	8.5
Eric Ludrowski, Danbury	20	154	7.7
Joe Eccleston, Cardinal Stritch	20	147	7.4
Jake Fanning, Danbury	20	138	6.9
Steve Sparks, Emmanuel Bap.	10	66	6.6
Craig Choka, Maumee Valley	19	111	5.8
Chad Rutkowski, Stritch	20	114	5.7
Jared Ensign, Danbury	20	108	5.4
Ryan Redmann, Ottawa Hills	19	83	4.4
Garrett Petty, Cardinal Stritch	20	102	5.1
Mike Adams, Northwood	13	65	5.0

Sandusky Bay Conference

League			Overall		
Team	League	Overall	Team	League	Overall
Margaratta	13-1	17-3			
Port Clinton	12-2	16-4			
Sandusky St. Mary	9-5	13-7			
Oak Harbor	7-7	10-10			
Clyde	6-8	7-13			
Sandusky Parkins	5-9	8-12			
Huron	3-11	6-14			
Edison	1-13	2-18			

Midland Athletic League

League			Overall		
Team	League	Overall	Team	League	Overall
Tiffin Calvert	8-2	12-8			
Hopewell-Loudon	7-3	13-7			
Freemont St. Joseph	7-3	11-9			
North Baltimore	7-3	11-9			
Carey	6-4	10-10			
Mohawk	6-4	10-10			
New Riegel	5-5	9-11			
Forstia St. Wendelin	4-6	6-14			
Old Fort	4-6	5-15			
Semeca East	1-9	3-17			
Bethsville	0-10	0-20			

Blanchard Valley Conf.

League			Overall		
Team	League	Overall	Team	League	Overall
Arlington	9-0	20-0			
Liberty-Bernton	8-1	17-2			
Van Buren	6-3	16-4			
Pandora-Gilboa	6-3	8-12			
Leipsic	5-4	8-12			
Hardin Northern	4-5	12-8			
Cory-Rawson	3-8	10-10			
Vanue	2-7	7-13			
McComb	2-7	6-14			
Arcadia	0-9	1-19			

SCORING LEADERS

Player	G	PTS	AVG
Darren Plaugher, H. Northern	20	402	20.1
Marty Baird, Van Buren	20	399	19.9
Matt Alexander, Arlington	20	351	17.6
Daniel Dmy, Cory Rawson	20	320	16.0
Dan Beach, Arlington	18	287	15.9

REBOUNDING LEADERS

Player	G	RBS	AVG
Darren Plaugher, H. Northern	20	270	13.5
Shelton Miller, Vanue	20	177	8.9
Joe McDaniel, Leipsic	18	150	8.3
Dan Beach, Arlington	18	147	8.2
Matt Alexander, Arlington	20	138	6.9

SLL

League			Overall		
Team	League	Overall	Team	League	Overall
Woodmore	13-1	17-3			
Eastwood	11-3	14-8			
Otsego	10-4	13-7			
Elmwood	7-7	11-9			
Genoa	7-7	9-11			
Gibsonburg	6-8	8-12			
Lake	2-12	5-15			
Lakota	0-12	2-18			

SCORING LEADERS

Player	G	PTS	AVG
Tyler Rosenberger, Woodmore	20	374	18.7
Damien Montelongo, Otsego	20	373	18.7
Kevin Leady, Eastwood	20	337	16.9
Zach Diekmann, Genoa	19	297	15.6
Wes Blank, Lake	20	304	15.2
Jordan Murphy, Otsego	20	271	13.6
Adam Edens, Genoa	20	257	12.9
Casey Donald, Otsego	20	254	12.7
Tyler Steedman, Lake	20	249	12.5
Brandon Snyder, Eastwood	20	248	12.4
Brian Perkins, Woodmore	20	243	12.2
Drew Williamson, Gibsonburg			

3 repeat as Blade Poll champs

St. John's, O-G, Archbold on top, also Arlington

By STEVE JUNGA

BLADE SPORTS WRITER

Three teams have repeated as divisional champions in the final Blade boys basketball poll for the 2003-04 season, with St. John's Jesuit, Ottawa-Glandorf and Archbold again finishing on top in divisions I, II and III, respectively.

Northwest Ohio's lone unbeaten team entering boys tournament play — 20-0 Arlington — took the Blade trophy in Division IV.

St. John's (16-4) got off to a modest start under 25th-year coach Ed Heintschel, first losing standout 6-7 junior forward Zach Hillesland for 10 games to a knee injury, then dropping a City League contest to Libbey before losing three out-of-town games.

But the Titans closed the regular season with eight straight victories, including a 50-42 win over Libbey in the CL championship game, and took their third straight Blade title a notch ahead of the 14-6 Cowboys.

In Division II, veteran coach Dave Sweet's Ottawa-Glandorf Titans (19-1) won a fifth straight Western Buckeye League title and also captured their fourth Blade Poll trophy in a row. O-G also closed the regular seasons of 2001 and 2002 at 19-1, and ended 17-3 last year.

Ottawa-Glandorf was ranked No. 3 in the final Associated Press state D-II poll. Northern Ohio League champion Fostoria (17-3) finished No. 2 in the Blade Poll and No. 10 in the state poll.

Archbold (17-3) won its second straight Northwest Ohio Athletic League championship under 20th-year coach Doug Krauss. Now, like St. John's, the Blue Streaks are hoping for a second consecutive trip to the state semifinals. O-G fell one step short of the state's final four the past two years, losing each time in the D-II regional final at Savage Hall against LeBron James' Akron St. Vincent-St. Mary squad.

Archbold edged 2001 Blade D-III champ and Blanchard Valley Conference runner-up Liberty-Benton (17-2) for the trophy, although L-B was rated No. 7 in the state and Archbold No. 12. Suburban Lakes League champion Woodmore (17-3), the 2002 Blade D-III winner, ended No. 3 this year.

It was Arlington that nosed out Liberty-Benton for the BVC title, thanks to a 37-33 home win over the Eagles back on Jan. 16, and the Red Devils of sixth-year coach Jason Vermillion made it a clean sweep of poll titles by also taking the AP's Division IV state poll championship.

The Devils follow another unbeaten, Tiffin Calvert (20-0 last season), as the Blade's small-school champ. Repeat Toledo Area Athletic Conference champion Ottawa Hills (18-2) came in at No. 2 in the final poll.

Blade boys basketball poll

DIVISION I

1. St. John's (1) 16-4
2. Libbey (2) 14-6
3. Southview (3) 17-3
4. Scott (4) 13-6
5. Perrysburg (5) 14-6

DIVISION II

1. Ottawa-Glandorf (1) 19-1
2. Fostoria (2) 17-3
3. Wauseon (4) 18-2
4. Port Clinton (3) 16-4
5. Eastwood (5) 14-6

DIVISION III

1. Archbold (1) 17-3
2. Liberty-Benton (2) 17-2
3. Woodmore (3) 17-3
4. Patrick Henry (4) 14-6
5. Osego (5) 13-7

DIVISION IV

1. Arlington (1) 20-0
2. Ottawa Hills (3) 18-2
3. Pettisville (2) 17-3
4. Van Buren (4) 16-4
5. Danbury (5) 17-3

Last week's ranking in parentheses. The poll ranks the top teams in an 11-county circulation area: Defiance, Fulton, Hancock, Henry, Lucas, Ottawa, Putnam, Sandusky, Seneca, Williams and Wood. Also included are Harlin Northern from Hardin County and Carey and Mohawk from Wyandot County.

Boys All-District basketball teams

DIVISION I

FIRST TEAM: Brian Roberts, St. John's, 6-2, Sr., 17.5 points per game; B.J. Raymond, St. John's, 6-6, Jr., 18.6; Ryan Williams, Sandusky, 6-3, Sr., 17.1; Jonathon Avery, Mansfield Senior, 6-6, Jr., 14.2; Travis Walton, Lima Senior, 6-1, Jr., 20.4; Tim Homan, Celina, 6-4, Sr., 19.9.

SECOND TEAM: Jerome Pierce, Libbey, 5-9, Sr., 14.5; Joe McVicker, Anthony Wayne, 6-2, Sr., 24.8; Steve Kyser, Southview, 6-4, Sr., 20.2; Mike Dhondt, Perrysburg, 6-1, Sr., 21.8; Lance Frank, Ashland, 6-4, Sr., 15.8; Robert Kisabeth, Tiffin Columbian, 6-5, Jr. 16.8.

THIRD TEAM: Vershawn Cheers, Scott, 6-0, Sr., 17.8; Brett McDougale, Clay, 6-2, Jr., 18.1; Ernie Reed, Libbey, 6-3, Sr., 17.3; Jack Miller, Findlay, 6-2, Jr., 12.6; Marshall Starks, Marion Harding, 6-3, Sr., 16.8; Dominique Jones, Mansfield Madison, 6-3, Jr., 12.8.

PLAYER OF THE YEAR: Brian Roberts, St. John's.

COACH OF THE YEAR: Mark Gaffney, Lima Senior.

HONORABLE MENTION: Michael Graffin, Ryan Hoehner, Jimmy Green, Bowling Green; Dan Amato, Zack Hartle, Central Catholic; Quintin Mitchell, Marquel Jefferson, Libbey; Bryan Heidtman, Northview; Tyler Winkleman, Perrysburg; Marquis Glenn, Rogers; Romeo Alexander, Scott; Dee Alexander, Springfield; Ray Thomas, Jamar Murchison, Southview; C.J. Johnson, Kevin Bingle, St. Francis; Zach Hillesland, St. John's; Mike Lucas, Darriion Griffin, Waite; Todd Lindroth, Jermaine Fletcher, WhitMer; Scott Boley, Joe Kanney, Celina; Brad Inkrott, Brad Sutton, Findlay; Fred Shearon, Adam Gries, Fremont Ross; Greg Tyson, Lima Senior; Yima Chia-Kur, Andrew Williams, Mansfield Senior; Jacob Haines, Marion Harding; Greg Garrett, Sandusky; Allen Hoke, Tiffin Columbian.

DIVISION II

FIRST TEAM: Tim Pollitz, Ottawa-Glandorf, 6-4, Sr., 20.4; Eric Pollitz, Ottawa-Glandorf, 6-4, Sr., 18.9; Jacob Diebler, Fostoria, 6-3, Jr., 24.5; Andrew Lemmon, Port Clinton, 6-4, Sr., 20.4; Ben Carver, Shelby, 6-0, Sr., 23.8; Jamar Butler, Lima Shawnee, 6-2, Sr., 31.6.

SECOND TEAM: Jon Diebler, Fostoria, 6-5, Fr., 23.6; Jake Reckner, Wauseon, 6-2, Jr., 17.7; Chris Carpenter, Bryan, 6-4, Sr., 21.3; Jimmy Langhurst, Willard, 5-10, Soph., 22.7; Larry Avery, Ontario, 6-2, Sr., 15.8; Scott Vossler, 6-3, Sr., 19.1.

THIRD TEAM: Kevin Leady, Eastwood, 6-3, Jr., 16.9; Greg Micheli, Upper Sandusky, 6-2, Jr., 15.1; Matt Muraatori, Clyde, 6-3, Sr., 21.0; Drew Walker, Port Clinton, 7-0, Sr., 15.6; L.J. Helton, Defaince, 5-9, Sr., 16.1; Rian Rainey, Van Wert, 6-0, Jr., 14.2.

PLAYER OF THE YEAR: Jamar Butler, Lima Shawnee.

CO-COACHES OF THE YEAR: Keith Diebler, Fostoria, Josh Leslie, St. Marys Memorial.

HONORABLE MENTION: Brandon Snyder, Eastwood; Andy Dybala, Maumee; Kevin Favro, Oak Harbor; Kevin Keller, Rossford; Ben Gunn, Kyle Storrer, Wauseon; Dustin Mathias, Elida; Darin Bright, Galion; Travis Simmering, David Ziegelhofer, Lexington; Jermain Bratton, Lima Shawnee; Stephen Hunter, Tyler Freriks, Norwalk; Chet Manz, Paulding; Paul Carroll, Chris Szulc, Sandusky Perkins; Robbie Lash, Shelby; Todd Graves, Tom Burke, St. Marys Memorial; Kyle Holliday, Van Wert; Brent Dover, Sean Liljegan, Vermilion; Kevin Johnson, Eric Barrison, Willard.

DIVISION III

FIRST TEAM: Tyler Rosenberger, Woodmore, 6-4, Jr., 18.7; Shawn Shriver, Western Reserve, 6-0, Sr., 19.8; Jake Meisler, Margaretta, 6-6, Sr., 18.1; Erik Marschall, New London, 6-7, Jr., 18.6; Connor Gregg, Clear Fork, 6-7, Sr., 20.0; Nathan Overmyer, Wayne Trace, 6-2, Sr., 23.0.

SECOND TEAM: Dan Borchardt, Archbold, 6-0, Jr. 18.0; Trent Meyer, Patrick Henry, 6-0, Sr., 17.5; Damien Montelongo, Otsego, 6-0, Sr., 18.7; Joe Kaib, Bucyrus Wynford, 6-5, Soph., 10.1; Chad Reynolds, Delphos St. John's, 6-5, Jr., 15.7; Nate Stahl, St. Henry, 6-4, Jr., 14.1.

THIRD TEAM: Zach Diekman, Genoa, 6-8, Sr., 15.6; Joel Ruffer, Archbold, 6-5, Sr., 12.0; Nathan Hyde, Liberty-Benton, 6-1, Fr., 13.7; Calen Savidge, New London, 5-9, Sr., 12.1; Pat Stolly, Lima Central Catholic, 5-10, Sr., 13.5; Kurt Huelsman, St. Henry, 6-9, Soph., 10.3.

PLAYER OF THE YEAR: Shawn Shriver, Western Reserve.

COACH OF THE YEAR: Troy Roth, Margaretta.

HONORABLE MENTION: D.J. Selgo, Archbold; Clint Russell, Delta; Kyle Rhoad, Travis Farabee, Adam Blachuta, Elmwood; Bryce Rhodes, Fairview; Wes Blank, Tyler Steedman, Lake; Brook Crawford, Chase Berry, Matt Recker, Liberty-Benton; Brian Babcock, Liberty Center; Ian Weber, Tinora; Brian Perkins, Woodmore; Chad Metzger, Andrew Manocchio; Ashland Crestview; Josh Fraley, Belleville Clear Fork; Michael Ream, Bluffton; Kyle Teynor, Bucyrus; Nick McCombs, Bucyrus Wynford; Craig Koesters, Jay Miller, Coldwater; Pete Hill, Edison; Tyrone Coombs, New London; Mark Snyder, Parkway; Steve Sutter, Ross Niekamp, St. Henry; Chris Jarrett, Western Reserve.

DIVISION IV

FIRST TEAM: Chris Wilson, Ottawa Hills, 6-4, Sr., 20.0; Jake Fanning, Danbury, 5-10, Jr., 22.0; Matt Alexander, Arlington, 6-2, Sr., 17.6; Marcus Butler, Mansfield St. Peter's, 6-3, Sr., 25.6; Corey Guttenberg, Buckeye Central, 6-0, Sr., 15.5; Tyler Niese, Miller City, 6-4, Sr., 22.2; Mark Smith, Edon, 6-4, Sr., 24.0; Cory Luebke, Marion Local, 6-5, Sr., 17.3.

SECOND TEAM: Dan Beach, Arlington, 6-5, Sr., 15.9; Ryan Schroeder, Fort Jennings, 6-4, Sr., 16.9; Kurtis Brown, Continental, 6-1, Jr., 17.8; Aaron Kowaleski, Sandusky St. Mary, 6-2, Sr., 15.8; Jake Hessey, Colonel Crawford, 5-10, Jr., 19.5; Evan Purmort, Convoy Crestview, 6-5, Sr., 12.5; Logan Rolston, Upper Scioto Valley, 6-1, Jr., 19.8; Dane Sommer, Minster, 6-1, Jr., 16.8.

THIRD TEAM: Marty Baird, Van Buren, 6-0, Jr., 19.9; Damien Plaughter, Hardin Northern, 6-4, Jr., 20.1; Ryan McClain, Mohawk, 5-9, Sr., 16.6; Aaron Mass, Tiffin Calvert, 6-2, Jr., 13.2; Brett Turson, Plymouth, 6-4, Jr., 13.3; Nick Missler, Lincolnview, 6-3, Sr., 18.6; Garrett Miller, Pettisville, 6-3, Sr., 14.0; Aaron Taylor, Antwerp, 6-4, Jr., 12.8.

PLAYER OF THE YEAR: Marcus Butler, Mansfield St. Peter's.

COACH OF THE YEAR: Jason Vermillion, Arlington.

HONORABLE MENTION: Joe Alexander, Arlington; Anthony Jackson, Ayersville; Adam Lawrence, Bettsville; Joe Eccleston, Craig Heuring, Cardinal Stritch; Mark Yost, Carey; Blaine Maag, Columbus Grove; Kurtis Brown, Chris Newsome, Continental; Daniel Dray, Cory-Rawson; Eric Ludrowsky, Danbury; Chris Everetts, Edgerton; Patrick Licursi, Fremont St. Joe; Kevin Bullinger, Fort Jennings; Sam Boehnlein, Fostoria St. Wendelin.

Chad Schooley, Hicksville; Lee Brubaker, Holgate; Drew Clouse, Hopewell-Loudon; Joel McDaniel, Leipsic; Craig Choka, Delence Sheares, Maumee Valley; Matthew Velazquez, Monclova Christian; Tyson Depinet, Travis Kinn, New Riegel; Josh Eichar, North Baltimore; Paul Roberts, Brandon Kistler, Old Fort; Jared Wehri, Ottoville; Erik Huss, Tiffin Calvert; Andrew Boggs, Matt Boggs, Toledo Christian; Justin Wisner, Vanlue; Kyle Grimslid, Ada; Calvin Bissell, Antwerp; Elliott Kaple, Buckeye Central; Scott DeLong, Convoy Crestview; Cory Stover, Crestline; Dustin Looser, Delphos Jefferson; Dustin Tobe, Fort Recovery; Brandon Cooks, Lima Perry; Zack Canfield, Lucas.

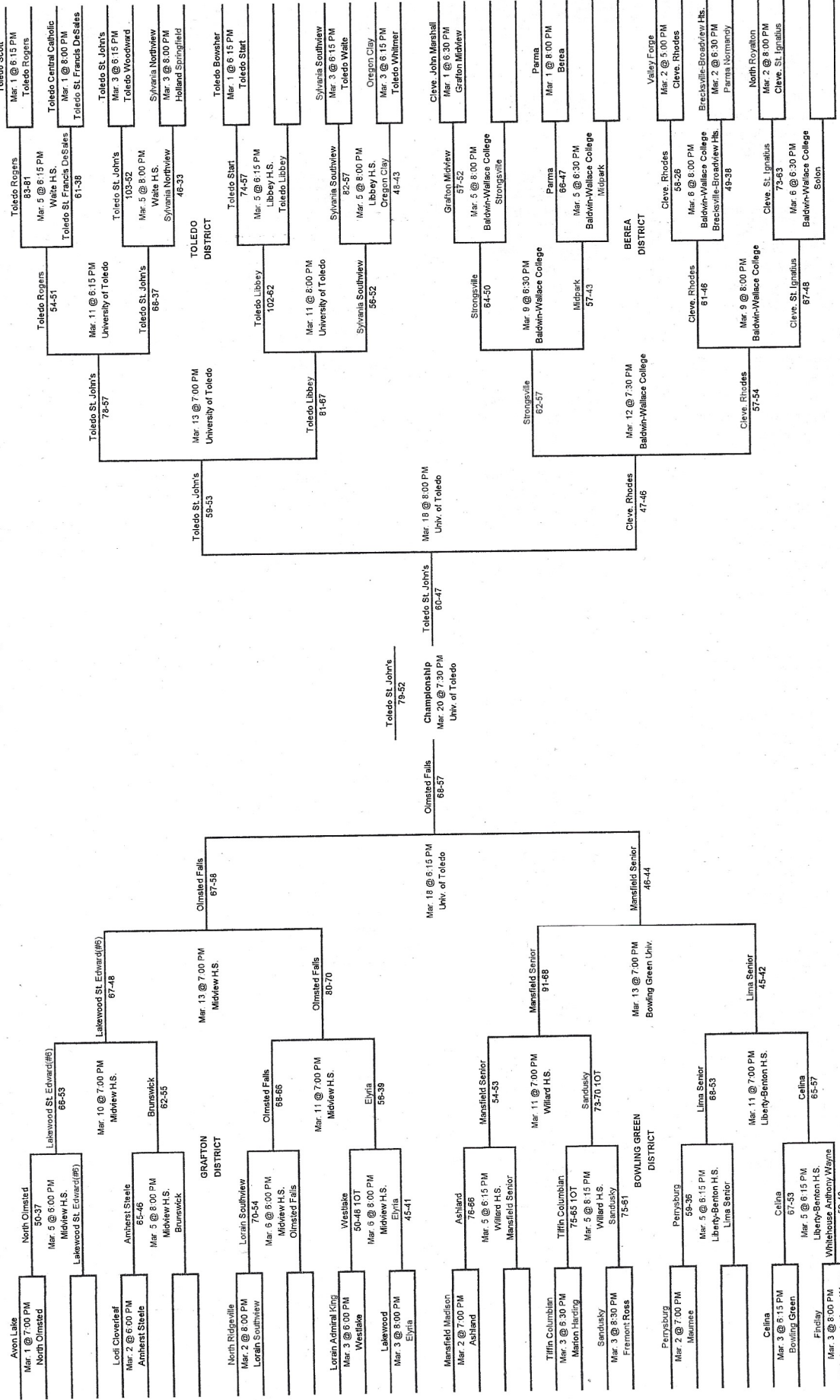
Stephen Haverdick, Derrick Ream, Mansfield Christian; Brandon Speck, Mansfield St. Peter's; Russell Moeller, Ryan Winner, Marion, Local; Tim Cordonnier, Minster; Scott Schmiesing, Troy Lammers, New Bremen; Dustan Kruse, New Knoxville; Paul Cannon, Norwalk St. Paul; John Fox, Riverdale; Steve Ferber, Sandusky St. Mary.

2004 Division I Final AP Poll

Ranking	Team	Tournament Status
1	North Canton Hoover	Lost District Semi 57-52 to Austintown-Fitch
2	Cin. Moeller	Lost Regional Final 52-48 to Cols. Brookhaven
3	Cin. LaSalle	Lost Regional Semi 84-75 to Springfield South
4	Troy	Lost District Semi 45-44 to Vandalia Butler
5	Cols. Brookhaven	Play Toledo St. John's in State Semi on 3/26/2004
6	Lakewood St. Edward	Lost District Final 67-58 to Olmsted Falls
7	Springfield South	Lost Regional Final 54-45 to Hamilton
8	Hamilton	Play Canton McKinley in State Semi on 3/26/2004
9	Canton McKinley	Play Hamilton in State Semi on 3/26/2004
10	Wadsworth	Lost District Final 59-56 2OT to Medina
11	Springboro	Lost Sectional Semi 67-59 to Dayton Belmont
11	Dublin Scioto	Lost District Semi 33-27 to Dublin Coffman

2004 OHSAA Boys Championship

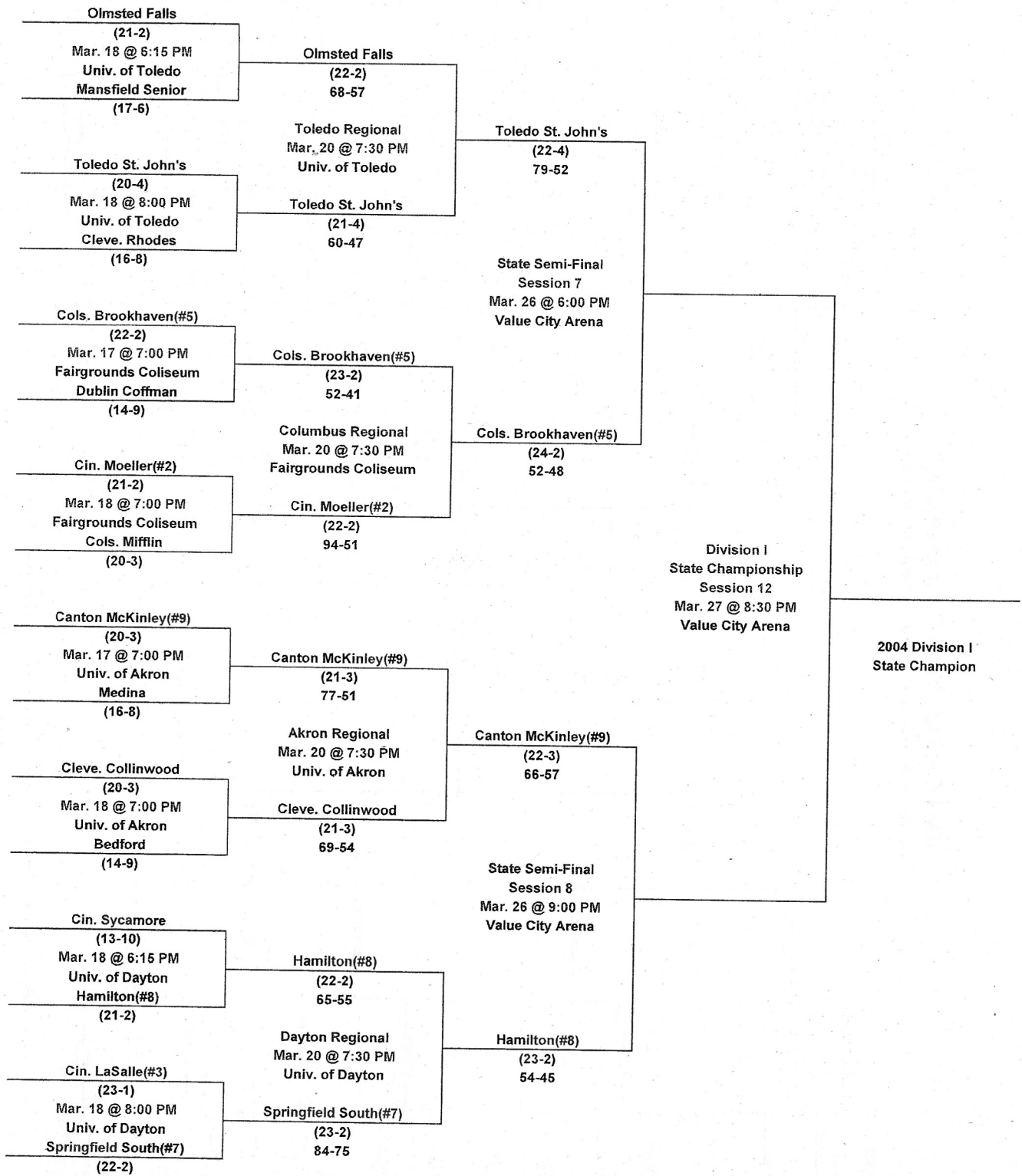
Division I - Toledo Regional @ Univ. of Toledo



Media Contact for Regional Games at University of Toledo: Grant Burcham, Mail Stop #302, Athletic Department, 2801 W. Bancroft St., Toledo, OH 43606, (419) 530-6925 - office, (419) 530-8429 - fax, grant.burcham@utoledo.edu

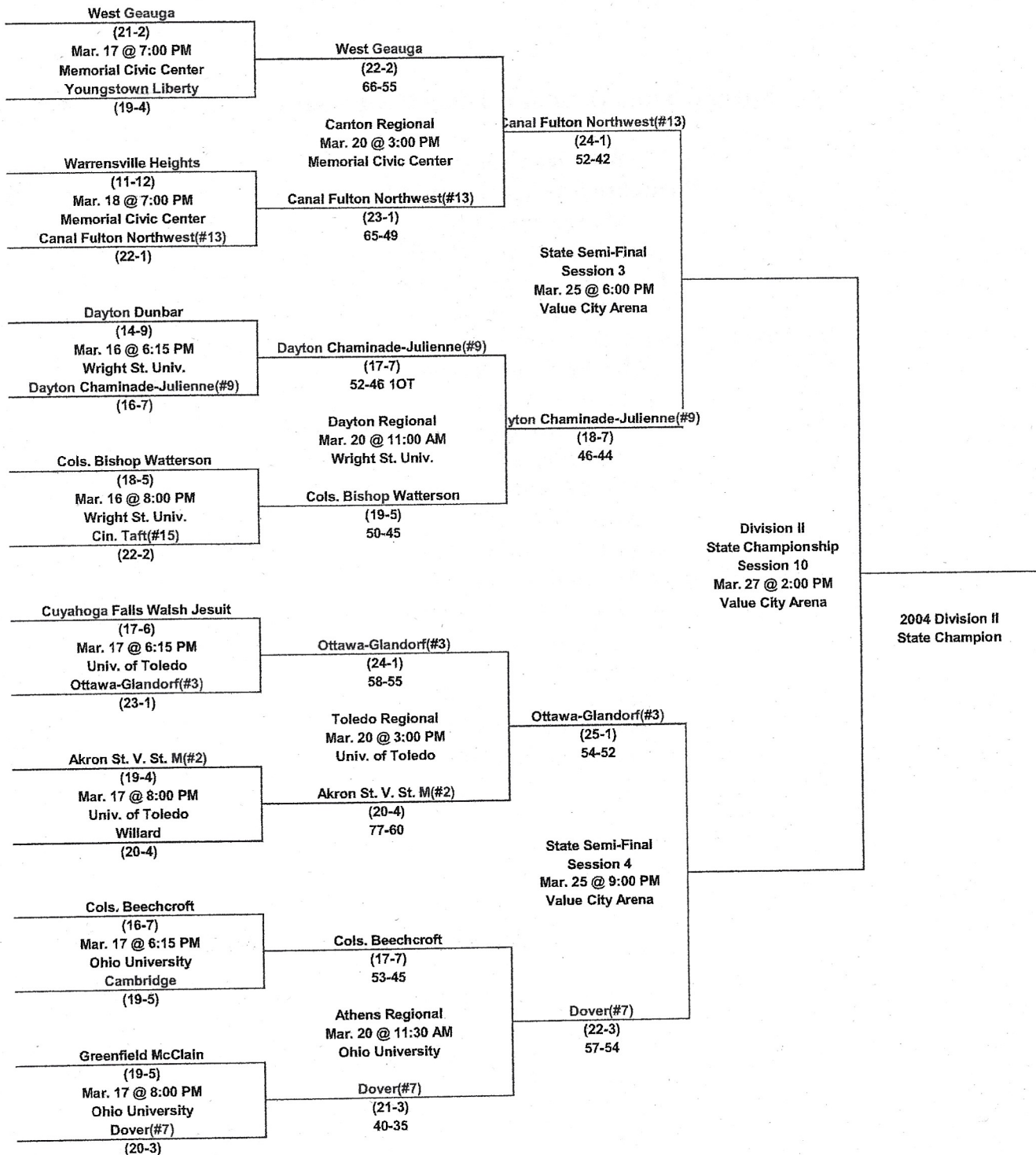
Contest dates and time are subject to change. Please call the tournament site to verify any changes.
 Number following school name indicates final Associated Press state ranking.
 Last Updated @ 11:06 PM on 3/20/2004 by Bruce Geber

2004 OHSAA Boys Championship - Division I



Contest dates and time are subject to change. Please call the tournament site to verify any changes.
 Number following school name indicates final Associated Press state ranking.
 Last Updated @ 11:06 PM on 3/20/2004 by Bruce Gerber

2004 OHSAA Boys Championship - Division II



Contest dates and time are subject to change. Please call the tournament site to verify any changes.
 Number following school name indicates final Associated Press state ranking.
 Last Updated @ 11:06 PM on 3/20/2004 by Bruce Gerber

Special Thanks to our T-Shirt Sponsors

Bel-Aire Cleaners
Damschroder Constrecton, LLC
Advantage Ford
Croghan Colonial Bank
Bowlus Trucking Co. Inc.
Old Fort Banking
Bill Snyder-Dick Binau Insurance and Financial Services
Mosser Construction
Crown Battery
Edward Jones
Phaze 1
GEM Home Improvements
WoodMore Stables
Jonathan F. Diller, M.D.
Hoffman Machining and Repair, LLC
The Grund Drug Company
K.O.T., Inc.
Art and Lisa Bucci
Sprouse Agency, Inc.
Motion Controls Plus
Baumann Auto Group

