


# Fremont Ross Basketball



2016-2017



# FREMONT ROSS HIGH SCHOOL

## 2016 - 2017

---

### VARSITY BOYS' BASKETBALL

<i>No.</i>	<i>Player's Name</i>	<i>Height</i>	<i>Position</i>	<i>Year</i>
2	Maliek Johnson	5' 10"	Guard	11
3	Davion Anderson	5' 10"	Guard	11
4	Keyon Sewell	6' 1"	Wing	11
5	Roger Burling	6' 2"	Wing	11
11	Taylor Druckenmiller	5' 10"	Guard	12
12	Bryce Root	6' 3"	Wing	10
14	Jaedyn McKinstry	6' 4"	Wing	9
15	Bryce McKinstry	6' 4"	Forward	10
21	Brandon Trolio	6' 1"	Wing	12
22	Jabryis Heidelberg	5' 6"	Guard	10
23	Tre Campbell	6' 1"	Guard	11
31	Alec Snodgrass	6' 3"	Forward	12
42	Jovan Lewis	6' 4"	Forward	11

Varsity Coach – Mark Gedeon

Assistant Coach – Mike Wilson

Assistant Coach – Alex Coressel


Team Manager/Student Trainers – Tiavonna Keckler and Braelyn Horn

Superintendent – Dr. Traci McCaudy

Principal – Mrs. Gracy Hinojosa-Lloyd

Athletic Director – Mr. Chad Berndt

Athletic Trainer – Joe Hershey



# FREMONT ROSS HIGH SCHOOL 2016 - 2017

---

## JUNIOR - VARSITY BOYS' BASKETBALL

<i>No.</i>	<i>Player's Name</i>	<i>Height</i>	<i>Position</i>	<i>Year</i>
2	Dylan Brady	5'9"	Guard	10
3	Raleigh Weaver	5'8"	Guard	10
4	Ben Mosser	5'8"	Guard	10
5	Drew Miesle	6'	Wing	11
11	Ben Gedeon	5'6"	Guard	9
12	Jabryis Heidelberg	5'6"	Guard	10
15	Hayden Lehmann	6'1"	Forward	10
21	Ethan Chumley	6' 0"	Wing	10
25	Alerik Scully	5'9"	Guard	10
35	Jaedyn McKinstry	6' 4"	Wing	9
41	Bryce Root	6'3"	Wing	10
51	Jovan Lewis	6'4"	Forward	11

Varsity Coach – Mark Gedeon

Assistant Coach – Mike Wilson

Junior Varsity Coach – Alex Coressel


Team Manager/Student Trainers – Tiavonna Keckler and Braelyn Horn

Superintendent – Dr. Traci McCaudy

Principal – Mrs. Gracy Hinojosa-Lloyd

Athletic Director – Mr. Chad Berndt

Athletic Trainer – Joe Hershey



# FREMONT ROSS HIGH SCHOOL 2016 - 2017

## FRESHMAN BOYS' BASKETBALL

<i>No.</i>	<i>Player's Name</i>	<i>Height</i>	<i>Position</i>	<i>Year</i>
3	Kang Ou	5'8"	Guard	9
5	Jerrick Gamble	5'6"	Guard	9
11	Ben Gedeon	5'6"	Guard	9
14	John Lotycz	5'10"	Wing	9
15	Julius Martin	6'	Wing	9
21	Conor Malan	6"	Wing	9
23	Jacob Henry	5'6"	Guard	9
25	Donald Newman	5'7"	Wing	9
31	Dontrez Brown	5'11"	Forward	9
33	Jason Burling	6'	Forward	9
35	Ivan Starkweather	6'1"	Forward	9
41	Evan Starkweather	6'1"	Forward	9

9<sup>th</sup> Grade Coaches – Adam Bulger and Dylan Jagodzinski  
Team Managers: Alex Garcia and Ethan Rapp  
Superintendent – Dr. Traci McCaudy  
Principal – Mrs. Gracy Hinojosa-Lloyd  
Athletic Director – Mr. Chad Berndt  
Athletic Trainer – Joe Hershey

# 2016-2017 Fremont Ross Basketball

Overall Record: 7-17  
TRAC Record: 2-12 (7th place)

Player	GP	FG	2P	3P	FT	OR	DR	TR	RPG	AST	APG	STL	Defl	TO	BLK	PF	TECH	PTS	PPG	MIN
#21 B. Trollo	24	74 - 218 (34)%	43 - 100 (43)%	31 - 118 (26)%	54 - 73 (74)%	31	113	144	6	40	1.7	25	25	74	10	54	0	233	9.7	571
#11 T. Druckenmiller	24	68 - 183 (37)%	42 - 114 (37)%	26 - 69 (38)%	55 - 76 (72)%	8	42	50	2.1	84	3.5	21	13	89	3	59	1	217	9	607
#2 M. Johnson	24	54 - 135 (40)%	32 - 69 (46)%	22 - 66 (33)%	32 - 43 (74)%	16	25	41	1.7	18	0.8	32	21	39	8	42	0	162	6.8	374
#23 T. Campbell	24	49 - 146 (34)%	35 - 78 (45)%	14 - 68 (21)%	11 - 24 (46)%	18	31	49	2	25	1	20	9	29	6	28	0	123	5.1	389
#4 K. Sewell	24	44 - 118 (37)%	25 - 62 (40)%	19 - 56 (34)%	9 - 20 (45)%	6	34	40	1.7	15	0.6	13	7	23	2	24	0	116	4.8	340
#15 B. McKinstry	24	48 - 115 (42)%	48 - 115 (42)%	0 - 0 (0)%	11 - 27 (41)%	43	78	121	5	19	0.8	10	11	30	24	55	0	107	4.5	465
#12 B. Root	23	40 - 84 (48)%	26 - 39 (67)%	14 - 45 (31)%	4 - 8 (50)%	9	46	55	2.4	13	0.6	12	8	23	7	18	0	98	4.3	332
#3 D. Anderson	24	23 - 62 (37)%	17 - 44 (39)%	6 - 18 (33)%	9 - 12 (75)%	12	20	32	1.3	40	1.7	11	10	27	1	43	0	61	2.5	281
#5 R. Burling	23	22 - 64 (34)%	19 - 40 (48)%	3 - 24 (13)%	3 - 5 (60)%	29	22	51	2.2	15	0.7	18	14	23	10	29	0	50	2.2	283
#42 J. Lewis	15	10 - 13 (77)%	10 - 13 (77)%	0 - 0 (0)%	8 - 9 (89)%	7	5	12	0.8	1	0.1	2	2	4	4	7	0	28	1.9	65
#14 J. McKinstry	5	2 - 8 (25)%	1 - 5 (20)%	1 - 3 (33)%	2 - 2 (100)%	1	4	5	1	0	0	0	1	2	0	0	0	7	1.4	18
#31 A. Snodgrass	23	9 - 26 (35)%	9 - 26 (35)%	0 - 0 (0)%	4 - 7 (57)%	10	14	24	1	1	0	3	4	14	2	21	0	22	1	148
#22 J. Heidelberg	8	2 - 7 (29)%	0 - 5 (0)%	2 - 2 (100)%	0 - 0 (0)%	0	0	0	0	0	0	1	0	4	0	0	0	6	0.8	23
#20 H. Lehmann	1	0 - 0 (0)%	0 - 0 (0)%	0 - 0 (0)%	0 - 2 (0)%	0	0	0	0	0	0	0	0	0	0	0	0	0	0	2
#33 D. Jagodzinski	1	0 - 0 (0)%	0 - 0 (0)%	0 - 0 (0)%	0 - 0 (0)%	0	1	1	1	0	0	0	0	0	0	0	0	0	0	2
Totals	24	445 - 1179 (37.7)%	307 - 710 (43.2)%	138 - 469 (29.4)%	202 - 308 (65.6)%	190	435	625	26	271	11.3	168	125	381	77	380	1	1230	51.3	3900

# Fremont Ross game by game stats 2016-2017

Opponent	FG	FGA	%	3P	3PA	%	FT	FTA	%	OR	DR	TR	AST	STL	BLK	TO	CHG	PF	PTS	Fastbreak Points	2nd Chance Points	Points off Turnovers	Rebounds	Team
at Woodward	25	54	46.30%	6	21	28.57%	9	16	56.25%	10	31	41	12	10	6	28	3	14	65	20	5	4	4	7
at Clyde	24	59	40.68%	10	23	43.48%	7	9	77.78%	11	22	33	18	12	5	9	1	16	65	8	4	11	2	7
at St. John's	13	46	28.26%	2	15	13.33%	7	9	77.78%	6	24	30	8	4	6	16	0	17	35	2	4	6	3	3
at Tiffin	20	48	41.67%	9	26	34.62%	11	16	68.75%	15	21	36	12	4	4	14	1	13	60	2	12	8	0	0
at Start	16	40	40.00%	4	23	17.39%	5	7	71.43%	5	24	29	9	12	2	24	2	15	44	3	2	8	6	6
at Findlay	15	52	28.85%	4	23	17.39%	8	7	114.3%	7	18	25	8	10	5	13	1	13	39	4	4	11	4	4
at Springfield	22	54	40.74%	6	18	33.33%	7	14	50.00%	8	26	34	16	7	4	14	0	20	57	6	8	15	3	3
at Lima Sr.	14	50	28.00%	5	17	29.41%	13	14	92.86%	10	20	30	9	4	4	27	2	19	46	2	7	5	6	6
Whitmer	18	52	34.62%	9	26	34.62%	15	24	62.50%	15	18	33	14	6	6	13	1	19	60	8	9	14	5	5
Sandusky	19	54	35.19%	10	26	38.46%	6	8	75.00%	8	14	22	10	5	0	12	1	14	54	0	2	11	4	4
Clay	21	46	45.65%	7	21	33.33%	14	26	53.85%	10	30	40	16	8	6	23	2	20	63	7	7	9	4	4
Central	16	60	26.67%	6	31	19.35%	7	8	87.50%	23	19	42	6	6	3	14	0	19	45	0	11	7	8	4
St. Francis	12	45	26.67%	2	19	10.53%	12	17	70.59%	9	11	20	7	4	0	17	0	15	38	6	0	6	4	4
St. John's	16	41	39.02%	6	21	28.57%	0	2	0.00%	5	17	22	11	4	2	16	0	12	38	5	2	11	6	6
Bowling Green	24	53	45.28%	8	22	36.36%	8	14	57.14%	10	23	33	20	14	1	14	0	10	64	22	6	18	3	3
at Central	16	45	35.56%	5	20	25.00%	9	10	90.00%	11	21	32	12	3	6	14	0	10	46	6	1	12	5	3
Findlay	23	52	44.23%	8	24	33.33%	4	5	80.00%	7	17	24	12	9	1	13	2	21	58	0	14	9	3	3
Port Clinton	20	46	43.48%	8	22	36.36%	7	14	50.00%	7	18	25	16	12	2	11	1	10	55	10	2	19	6	6
Lima Sr.	18	43	41.86%	6	17	35.29%	7	7	100.00%	5	11	16	8	6	1	15	2	16	49	4	6	11	2	2
at Whitmer	18	49	36.73%	2	12	16.67%	5	8	62.50%	16	22	38	4	5	2	20	0	18	43	10	8	7	5	5
at Clay	19	46	41.30%	3	15	20.00%	12	18	66.67%	13	22	35	11	7	2	17	0	14	53	2	8	9	1	1
at St. Francis	15	52	28.85%	5	19	26.32%	9	17	52.94%	7	19	26	7	5	1	8	1	17	44	3	3	9	6	6
# Springfield	26	65	40.00%	6	17	35.29%	14	23	60.87%	14	20	34	18	13	5	12	1	22	72	11	0	17	3	3
# St. John's	16	30	53.33%	1	4	25.00%	7	9	77.78%	5	21	26	8	0	3	18	0	17	40	3	6	2	3	3
<b>Totals</b>	<b>446</b>	<b>1182</b>	<b>37.73%</b>	<b>138</b>	<b>471</b>	<b>29.30%</b>	<b>203</b>	<b>310</b>	<b>65.48%</b>	<b>237</b>	<b>489</b>	<b>726</b>	<b>272</b>	<b>168</b>	<b>77</b>	<b>382</b>	<b>21</b>	<b>381</b>	<b>1233</b>	<b>144</b>	<b>131</b>	<b>240</b>	<b>99</b>	<b>99</b>
<b>Ave per game</b>	<b>18.6</b>	<b>49.3</b>		<b>5.8</b>	<b>19.6</b>		<b>8.5</b>	<b>12.9</b>		<b>9.9</b>	<b>20.4</b>	<b>30.3</b>	<b>11.3</b>	<b>7.0</b>	<b>3.2</b>	<b>15.9</b>	<b>0.9</b>	<b>15.9</b>	<b>51.4</b>	<b>6.0</b>	<b>5.5</b>	<b>10.0</b>	<b>4.1</b>	<b>4.1</b>

# Opponents game by game stats 2016-2017

Opponent	FG	FGA	%	3P	3PA	%	FT	FTA	%	OR	DR	TR	AST	STL	BLK	TO	CHG	PF	PTS	Fastbreak Points	2nd Chance Points	Points off TO's	Team Reb
at Woodward	31	79	39.2%	7	28	25.0%	10	18	55.6%	22	24	46	12	20	5	15	0	17	79	22	19	28	5
at Clyde	16	46	34.8%	2	16	12.5%	10	13	76.9%	10	23	33	11	3	3	17	1	9	44	0	4	2	6
at St. John's	24	55	43.6%	8	22	36.4%	16	23	69.6%	10	26	36	16	9	1	5	1	12	72	15	1	21	3
Tiffin	23	54	42.6%	3	12	25.0%	7	9	77.8%	12	18	30	8	7	2	8	1	14	56	8	10	12	3
at Start	17	54	31.5%	4	17	23.5%	9	17	52.9%	18	20	38	11	10	3	23	1	17	47	10	3	16	5
at Findlay	23	50	46.0%	5	17	29.4%	10	14	71.4%	12	30	42	15	7	6	16	2	9	61	8	5	17	6
at Springfield	22	55	40.0%	4	15	26.7%	12	25	48.0%	14	29	43	6	6	4	13	1	13	60	10	10	12	2
at Lima Sr.	27	58	46.6%	3	10	30.0%	20	30	66.7%	17	25	42	12	19	0	16	2	17	77	26	16	31	3
Whitmer	23	50	46.0%	6	13	46.2%	13	19	68.4%	9	22	31	13	6	3	11	2	19	65	3	13	14	1
Sandusky	29	47	61.7%	5	8	62.5%	11	18	61.1%	8	26	34	9	8	3	12	1	13	74	12	8	13	2
Clay	18	61	29.5%	4	25	16.0%	11	18	61.1%	13	21	34	7	14	1	16	0	23	51	14	2	19	5
Central	17	44	38.6%	1	7	14.3%	19	28	67.9%	11	21	32	6	8	0	12	0	16	89	18	4	30	4
St. Francis	32	51	62.7%	10	23	43.5%	15	19	78.9%	8	28	36	15	12	2	12	0	5	59	6	4	23	4
St. John's	23	49	46.9%	8	21	38.1%	5	8	62.5%	11	19	25	12	4	1	18	1	11	49	9	2	9	4
Bowling Green	19	47	40.4%	4	14	28.6%	7	9	77.8%	6	19	25	12	4	1	10	0	10	50	2	11	8	3
at Central	19	50	38.0%	3	8	37.5%	9	10	90.0%	11	17	28	13	7	0	10	0	10	50	4	0	17	4
Findlay	22	43	51.2%	5	16	31.3%	16	21	76.2%	5	21	26	13	5	2	13	2	10	65	4	7	7	2
Port Clinton	17	46	37.0%	6	19	31.6%	7	11	63.6%	13	24	37	9	6	3	19	0	14	47	3	7	7	2
Lima Sr.	25	50	50.0%	2	10	20.0%	14	19	73.7%	17	19	36	10	10	0	14	0	12	66	10	21	21	4
at Whitmer	18	52	34.6%	3	12	25.0%	13	22	59.1%	15	15	30	5	9	1	9	1	11	52	10	10	14	4
at Clay	16	53	30.2%	4	24	16.7%	5	11	45.5%	16	16	32	9	9	3	16	0	15	41	4	11	11	4
at St. Francis	29	53	54.7%	11	28	39.3%	10	18	55.6%	8	33	41	16	7	2	8	0	14	79	8	8	11	1
# Springfield	25	61	41.0%	5	19	26.3%	11	23	47.8%	19	30	48	11	7	2	20	1	19	66	10	18	9	2
# St. John's	15	41	36.6%	5	19	26.3%	13	21	61.9%	9	11	20	12	12	2	5	1	6	48	9	4	21	6
Totals	530	1249	42.4%	118	403	29.3%	273	424	64.4%	294	537	831	269	213	50	315	20	318	1451	224	201	383	89
Ave per Game	22.1	52.0		4.9	16.8		11.4	17.7		12.3	22.4	34.6	11.2	8.9	2.1	13.1	0.8	13.3	60.5	9.3	8.4	16.0	3.7

# Fremont Ross JV Stats - 2016-17

Overall Record: 9-13

TRAC Record: 4-10

Name	Games	Quarters	FGA	FGM	FG%	3A	3M	3FG%	FTA	FTM	FT%	Points	PPG	OR	DR	TR	Reb Ave	AST	TO	ST	PF	Fouls	Blocks	CH taken
Brady	22	87	52	18	34.6%	47	13	27.7%	24	15	62.5%	90	4.1	9	34	43	2.0	32	49	21	43	40	0	1
Weaver	22	82	73	37	50.7%	14	2	14.3%	8	2	25.0%	80	3.6	18	36	54	2.5	15	31	21	33	19	0	0
Mosser	22	75	27	12	44.4%	8	0	0.0%	7	0	0.0%	26	1.2	10	15	25	1.1	8	19	8	13	18	0	2
Miesle	21	79	27	13	48.1%	37	10	27.0%	14	7	50.0%	63	3.0	11	28	39	1.9	15	37	12	29	20	1	2
Geddon	5	6	0	0	#DIV/0!	2	1	50.0%	0	0	#DIV/0!	3	0.6	1	1	2	0.4	0	0	0	3	0	0	0
Heidelberg	22	87	149	57	38.3%	72	20	27.8%	78	47	60.3%	223	10.1	7	49	56	2.5	78	96	53	66	51	2	0
Lehmann	21	82	93	42	45.2%	15	1	6.7%	50	26	52.0%	117	5.6	48	74	122	5.8	21	48	24	18	40	22	0
Chumley	22	62	19	10	52.6%	22	3	13.6%	4	3	75.0%	32	1.5	2	19	21	1.0	8	13	3	8	15	0	0
Scully	21	40	2	0	0.0%	19	4	21.1%	0	0	#DIV/0!	12	0.6	6	1	7	0.3	0	3	1	10	6	0	0
Malan	5	7	6	4	66.7%	0	0	#DIV/0!	5	1	20.0%	9	1.8	2	4	6	1.2	1	0	0	1	3	1	0
Lewis	22	63	104	64	61.5%	3	0	0.0%	63	44	69.8%	166	7.5	28	49	77	3.5	12	25	13	9	40	15	0
Root	2	4	9	5	55.6%	6	3	50.0%	2	1	50.0%	20	10.0	5	4	9	4.5	0	4	1	1	3	0	0
McKinstry	12	46	55	29	52.7%	32	8	25.0%	13	10	76.9%	90	7.5	13	38	51	4.3	9	15	12	11	17	7	0
Jagodzinski	14	54	28	17	60.7%	10	2	20.0%	22	13	59.1%	53	3.8	19	27	46	3.3	1	9	9	6	12	4	0
<b>Totals</b>	22	88	608	286	47.0%	287	67	23.3%	290	169	58.3%	984	44.7	179	380	559	25.4	200	349	178	251	284	52	5
<b>Opponents</b>	22	88	660	285	43.2%	277	75	27.1%	287	172	59.9%	992	45.1	183	337	520	23.6	128	288	133	124	301	29	0



## 2016-2017 9th grade stats

Overall Record: 4-18

TRAC Record: 1-13

Name	Points	2's	3's	FTA	FTM	Fouls	Quarters
Ethan Rapp	85	19	13	11	8	23	36
Jerrick Gamble	63	14	7	26	14	18	55
Kang Ou	39	3	8	16	9	32	65
Ben Gedeon	189	21	39	40	30	44	76
John Lotycz	17	1	5	2	0	14	58
Connor Malan	126	51	0	56	24	25	79
Donald Newman	18	6	2	4	0	9	39
Dontrez Brown	84	35	0	26	14	18	69
Ivan Starkweather	13	6	0	2	1	5	29
Evan Starkweather	15	6	0	14	3	13	47
Jason Burling	60	26	0	22	8	30	66
Julius Martin	6	1	1	2	1	4	36

# 2016-2017 8<sup>th</sup> Grade Boys Basketball

<i>Name</i>	<i>Rebs</i>	<i>Stls</i>	<i>Assts</i>	<i>Fts</i>	<i>Pts</i>
Jared Adkins	13	11	9	0 for 2	14
Tremaine Sims	27	5	9	4 for 8	27
Tarian Bowling	23	8	4	2 for 3	18
Dion Bradley	40	13	7	1 for 2	27
Isaac Fox	13	37	10	2 for 3	100
Johnathan Szymanowski	84	24	13	23 for 38	100
Josh Rhea	53	15	11	11 for 23	68
Payton Ackerman	33	9	13	7 for 22	46
Ethan Beardmore	22	3	2	1 for 8	10
Elijah Franks	16	20	21	1 for 9	33
Javien Burel	20	9	12	6 for 13	27

**Record:** 4-10

**Captains:** Johnathan Szymanowski, Josh Rhea

**MVP:** Johnathan Szymanowski

**Best Defensive Player:** Isaac Fox

**Most Improved:** Tarian Bowling

**Giant Award:** Ethan Beardmore, Jared Adkins, Payton Ackerman, Ethan Druckenmiller

***Good luck next year in basketball! Work hard this off season!!!***



# 2016-2017 Fremont Middle School 7th Grade Boys' Basketball Season

NAME	GAMES	POINTS	ASSISTS	REBOUNDS	STEALS	FREE THROWS	TURN OVERS
ELIJAH STARKS	15	128	25	41	52	6/35	49
KAHJI PICKENS	13	67	33	17	25	6/10	55
DARRIAN AYERS	5	19	6	13	4	1/2	11
GAGE BLACK	15	12	3	16	0	2/2	1
KALIJAH ALEJANDRO	15	15	2	15	13	4/15	12
LABRONZE BARNETT	15	135	12	48	14	23/41	28
LOGAN JOHNSON	15	28	5	22	20	2/5	8
MARCUS OVERMYER	14	10	1	9	2	2/4	4
JAEDYN BULGER	15	54	5	17	7	5/8	13
LONDON JOHNSON	15	52	7	55	4	2/10	14
NICK PEARSON	2	7	0	1	0	0/0	0
GABE ONTRIVEROS	1	0	0	2	0	0/3	0

## Team Record 9-6

### Team Stats

Points	527	35.1 PPG
Points Against	450	30 PPG
Steals	141	9.4 PG
Rebounds	256	17.1 PG
Assists	99	6.6 PG
Free Throws	53/135	39%
Turn Overs	195	13 PG
3 Pointers	40	2.7 PG

### Team Awards

MVP - LaBronze Barnett
Most Improved - Kalijah Alejandro
Best Teammate - Jaden Robinson
Best Defense - Elijah Starks
Coaches Award - Logan Johnson
Heart - Kahji Pickens

## 2016-2017 Season Summary

<u>Opponent</u>	<u>Score</u>	<u>Scoring</u>	<u>Rebounds</u>	<u>Assists</u>	<u>Steals</u>	<u>Blocks</u>
at Woodward	65-79	TD - 21	BM - 11	TD - 8	TD, RB - 3	BM - 3
at Clyde	65-44	TD - 19	BT - 9	TD - 7	TD - 4	TC - 2
at St. John's	35-72	TD - 8	BR - 6	TD - 3	TD - 2	MB, JL - 2
Tiffin	60-56	BT - 15	BT - 11	TD - 4	MB, AS - 1	RB - 2
at Start	44-47	TD - 14	BM - 6	BT, RB - 2	DA - 4	BT, BM - 1
at Findlay	39-61	BM - 11	BT, TC - 5	BR - 2	BT, RB - 3	BM - 3
at Springfield	57-60	BT - 17	BT - 9	DA - 5	DA, RB - 2	BT, BM - 2
at Lima Sr.	46-77	MJ - 12	BT - 8	DA - 5	BM,DA,BR,KS - 1	RB,BT, BR,MJ - 1
Whitmer (OT)	60-65	BT - 15	BT - 9	TD - 4	BT, BR - 2	RB - 2
Sandusky	54-74	BT - 24	BT - 5	TD, DA - 3	TD - 3	0
Clay	63-51	BM - 12	BM - 9	TD - 9	TC - 3	BM - 3
Central	45-54	BT - 15	BT - 7	TD - 3	KS - 2	MJ,DA,AS - 1
St. Francis	38-89	KS - 6	BT - 4	KS, TD - 2	TC - 2	0
St. John's	38-59	TD - 8	BT - 4	BT - 4	TC - 2	JL, RB - 1
Bowling Green	64-49	MJ - 11	MB - 6	TD - 4	BM - 3	RB - 1
at Central	46-50	TD - 12	BT - 11	DA, BT - 3	TD,BT,MJ - 1	BM - 1
Findlay (OT)	58-65	MJ - 27	MJ - 6	TD - 7	MJ - 6	BT - 1
Port Clinton	55-47	TC - 14	BT - 5	BT, MJ - 4	MJ - 4	MJ, BR - 1
Lima Sr.	49-66	TD - 15	BT - 4	TD - 5	MJ, BT - 2	BM - 1
at Whitmer	43-52	BT - 13	MJ, BR, TD - 6	TD - 2	MJ - 3	BT, MJ - 1
at Clay	53-41	MJ - 18	BY - 8	TD - 4	MJ,BT,TC - 1	MJ, BM - 1
at St. Francis	44-79	MJ - 13	BT, KS - 4	TD, BT - 2	MJ,TD,BT,BM,JH - 1	TC - 1
# Springfield (OT)	72-66	TC - 14	BM - 14	TD - 4	MJ - 5	BM - 2
# St. John's	40-48	BT - 11	BM - 7	TC - 2	0	BR - 3

# sectionals at Central Catholic High School

### Season Leaders

**Most Points:** Brandon Trolio, 233

**Most Rebounds:** Brandon Trolio, 144

**Most Assists:** Taylor Druckenmiller, 84

**Most Steals:** Maliek Johnson, 32

**Most Blocked Shots:** Bryce McKinstry, 24

**Most Charges Taken:** Brandon Trolio, 13

**Most Offensive Rebounds:** Bryce McKinstry, 43

**Most Minutes:** Taylor Druckenmiller, 607

**Most 2 point attempts:** Bryce McKinstry, 115

**Most 2 point makes:** Bryce McKinstry - 48

**Best 2 point percentage (minimum 35 shots):** Bryce Root, 66.7% (26/39)

**Most 3 point attempts:** Brandon Trolio 118

**Most 3 point makes:** Brandon Trolio 31

**Best 3 point percentage (minimum 20 attempts):** Taylor Druckenmiller 37.7% (26/69)

**Most Free Throws attempts:** Taylor Druckenmiller, 76

**Most Free Throws made:** Taylor Druckenmiller, 55

**Best Free Throw percentage (minimum 20 attempts):** Maliek Johnson, 74.4% (32/43)

## Milestones - Individual

- Points in a Career:** Taylor Druckenmiller – 368 (61<sup>st</sup> place)  
(Since 1902) Brandon Trolio – 348 (T-68<sup>th</sup> place)
- Most Points, Season:** Brandon Trolio – 233 (T-77<sup>th</sup> place)  
(Since 1953) Taylor Druckenmiller - 217 (90<sup>th</sup> place)
- Most Rebounds, Career:** Brandon Trolio – 192 (T-25<sup>th</sup> place)  
(Since 1990) Bryce McKinstry – 121 (57<sup>th</sup> place)  
Taylor Druckenmiller – 96 (T-60<sup>th</sup> place)
- Most Rebounds, Season:** Brandon Trolio - 144 (T-16<sup>th</sup> place)  
(Since 1990) Bryce McKinstry – 121 (27<sup>th</sup> place)
- Most Offensive Rebounds, Career:** Bryce McKinstry - 43 (T-51<sup>st</sup> place)  
(Since 1990) Brandon Trolio - 40 (T-54<sup>th</sup> place)  
Roger Burling – 32 (T-61<sup>st</sup> place)
- Most Offensive Rebounds, Season:** Bryce McKinstry – 43 (T-27<sup>th</sup> place)  
(Since 1990) Brandon Trolio - 31 (T-55<sup>th</sup> place)  
Roger Burling – 29 (T-60<sup>th</sup> place)
- Most Defensive Rebounds, Career:** Brandon Trolio - 152 (15<sup>th</sup> place)  
(Since 1990) Taylor Druckenmiller - 80 (56<sup>th</sup> place)  
Bryce McKinstry – 78 (57<sup>th</sup> place)
- Most Defensive Rebounds, Season:** Brandon Trolio - 113 (9<sup>th</sup> place)  
(Since 1990) Bryce McKinstry - 78 (T-23<sup>rd</sup> place)
- Most Three Point Baskets Made, Season:** Brandon Trolio – 31 (T-9<sup>th</sup>)  
(Since 1990) Taylor Druckenmiller – 26 (21)  
Maliek Johnson - 22 (T-29<sup>th</sup>)
- Most Three Point Baskets Made, Career:** Brandon Trolio - 61 (8<sup>th</sup>)  
(Since 1990) Taylor Druckenmiller - 42 (14<sup>th</sup>)  
Maliek Johnson - 22 (T-40<sup>th</sup>)
- Most Assists, Season:** Taylor Druckenmiller - 84 (T-11<sup>th</sup> place)  
(Since 1990) Brandon Trolio – 40 (T-53<sup>rd</sup> place)  
Davion Anderson - 40 (T-53<sup>rd</sup> place)

**Most Assists, Career:** Taylor Druckenmiller - 141 (11<sup>th</sup> place)  
(Since 1990)      Brandon Trolio – 54 (48<sup>th</sup> place)  
                                 Davion Anderson – 40 (64<sup>th</sup> place)

**Most Steals, Career:** Taylor Druckenmiller - 34 (T-35<sup>th</sup> place)  
(Since 1990)      Maliek Johnson - 32 (T-43<sup>rd</sup> place)  
                                 Brandon Trolio – 28 (T-49<sup>th</sup> place)

**Most Steals, Season:** Maliek Johnson – 32 (T-15<sup>th</sup> place)  
(Since 1990)      Brandon Trolio – 25 (T-35<sup>th</sup> place)  
                                 Taylor Druckenmiller – 21 (T-53<sup>rd</sup> place)  
                                 Tre Campbell – 20 (T-57<sup>th</sup> place)

**Most Blocks, Season:** Bryce McKinstry - 24 (16<sup>th</sup> place)  
(Since 1990)      Brandon Trolio – 10 (T-41<sup>st</sup> place)  
                                 Roger Burling – 10 (T-41<sup>st</sup> place)

**Most Blocks, Career:** Bryce McKinstry - 24 (17<sup>th</sup> place)  
(Since 1990)

**Most Charges Taken, Season:** Brandon Trolio - 13 (3<sup>rd</sup> place)  
(Since 1990)

**Most Charges Taken, Career:** Brandon Trolio - 15 (7<sup>th</sup> place)  
(Since 1990)      Taylor Druckenmiller - 11 (T-12<sup>th</sup> place)

**Most Minutes Played, Season:** Taylor Druckenmiller – 607 (4<sup>th</sup> place)  
(Since 1990)      Brandon Trolio - 571 (13<sup>th</sup> place)  
                                 Bryce McKinstry - 465 (67<sup>th</sup> place)

**Most Minutes Played, Career:** Taylor Druckenmiller - 1200 (16<sup>th</sup> place)  
(Since 1990)      Brandon Trolio - 910 (33<sup>rd</sup> place)

**Team Awards  
Voted by the Players**

**Varsity**

Most Valuable Player: **Taylor Druckenmiller**  
Most Improved Player: **Maliek Johnson**  
Best Defensive Player: **Bryce McKinstry**  
Billy Stierwalt Award: **Jovan Lewis**  
Captain's Award – **Taylor Druckenmiller, Brandon Trolio**

**Junior Varsity**

Most Valuable Player: **Jabryis Heidelberg**  
Most Improved Player: **Raleigh Weaver**  
Best Defensive Player: **Dylan Brady**  
Billy Stierwalt Award: **Ben Mosser**  
Captain's Award – **Hayden Lehmann**

**Freshmen**

Most Valuable Player: **Ben Gedeon**  
Most Improved Player: **Dontrez Brown**  
Best Defensive Player: **Jerrick Gamble**  
Billy Stierwalt Award: **Jason Burling**  
Captain's Award – **Ben Gedeon**

**AP Honors**

**All Northwest Ohio: Honorable Mention:** Taylor Druckenmiller  
Brandon Trolio

**Toledo Blade: Honorable Mention:** None

**Fostoria East-West All-Stars:** Taylor Druckenmiller, Brandon Trolio  
**WLEC SBC versus area Area All-Stars:** Not named yet

# **All-TRAC 2016-17**

## **TRAC BASKETBALL 2016/2017 PLAYER of the YEAR CO-PLAYERS of the YEAR**

Vincent Williams Jr.-(JR)-St. John's Jesuit HS  
Jarius Ward-(SR)-Lima Senior HS

## **TRAC BASKETBALL 2016/2017 1st Team All-Conference**

Vincent Williams Jr.-(JR)-St. John's Jesuit HS  
Jarius Ward-(SR)-Lima Senior HS  
Kyle Nunn-(SR)-Findlay HS  
Kenny Coleman-(SR)-Graham-St. Francis HS  
Harrison Riggs-(SR)-St. John's Jesuit HS  
Derrick Rayford Jr.-(SR)-Whitmer HS

## **TRAC BASKETBALL 2016/2017 2nd Team All-Conference**

John Burnham-(SR)-St. Francis HS  
DJ Triplett-(SR)-Central Catholic HS  
Drew Hapner-(SR)-Findlay HS  
Nick Witcher-(SR)-Whitmer HS  
Houston King-(JR)-St. John's Jesuit HS  
Jaleel King-(SO)-Lima Senior HS  
Jackie Harris-(SO)-St. Francis HS

## **TRAC BASKETBALL 2016/2017 Honorable Mention All-Conference**

Dallas Fields-(SR)-Central Catholic HS  
James Harris 111-(SR)-Central Catholic HS  
Josh Kiss-(SR)-Clay HS  
Keshawn Clark-(SR)-Clay HS  
Ryan Nunn-(SO)-Findlay HS  
Ryan Roth-(SO)-Findlay HS  
Brandon Trolio-(SR)-Fremont Ross HS  
Taylor Druckenmiller-(SR)-Fremont Ross HS  
BJ Miller-(JR)-Lima Senior HS  
Marquis Coleman-(SR)-Lima Senior HS  
Drew Swerlien-(JR)-St. Francis HS  
Jakiel Wells-(SO)-St. Francis HS  
Joe Fretti-(SR)-St. John's Jesuit HS  
Tycen Anderson-(SR)-St. John's Jesuit HS  
Avion Franklin-(SR)-Whitmer HS  
Trey Syroka-(SO)-Whitmer HS

## **TRAC BASKETBALL 2016/2017 Basketball Coach of the Year** Ed Heintschel-St. John's Jesuit HS



## **Boys Division 1 OHSBCA District 6**

### **1<sup>st</sup> Team**

<b>NAME</b>	<b>GRADE</b>	<b>SCHOOL</b>	<b>PPG</b>
<b>Griffin Gerwig</b>	<b>12</b>	<b>Ashland</b>	<b>15.7</b>
<b>John Wolfe</b>	<b>12</b>	<b>Ashland</b>	<b>11</b>
<b>Grant Denbow</b>	<b>12</b>	<b>Ashland</b>	<b>12</b>
<b>BJ Patrick</b>	<b>11</b>	<b>Mansfield Sr.</b>	<b>17.5</b>
<b>Brandon Tulio</b>	<b>12</b>	<b>Fremont Ross</b>	<b>10</b>
<b>Taylor Druckenmiller</b>	<b>12</b>	<b>Fremont Ross</b>	<b>9.3</b>

### **2nd Team**

<b>Garrett Denbow</b>	<b>10</b>	<b>Ashland</b>	<b>6.8</b>
<b>Manny Langston</b>	<b>11</b>	<b>Ashland</b>	<b>5.8</b>
<b>Malik Johnson</b>	<b>11</b>	<b>Fremont Ross</b>	<b>6.2</b>
<b>Bryce McKinstry</b>	<b>10</b>	<b>Fremont Ross</b>	<b>4.6</b>

**Player of the Year: Griffin Gerwig - Ashland**

**Coach of the Year: Jason Hess - Ashland**

## Boys Division 2 OHSBCA District 6

### First Team

Player	Grade	School	PPG
Jayrese Williams	12	Sandusky	25
Wes Vent	12	Upper Sandusky	19.7
Tyrell Ajian	12	Mansfield Madison	18.5
Cade Stover	10	Lexington	15
Trey Jordan	12	Ontario	10.2
Davey Hipp	12	Shelby	15.6
Ro Durham	12	Tiffin Columbian	15.1
Connor Roesch	12	Perkins	13.8

### 2nd Team

Michael Hurst	11	Huron	15
Joey Pfeil	11	Vermilion	13.6
Keith Williams	11	Sandusky	12
George Friend	12	Norwalk	16
Owen Hartley	12	Bellevue	15.1
Jackson Todd	12	Ontario	13.4
Kyle Jackson	11	Mansfield Madison	15

### Honorable Mention

Jevon Dibble	11	Upper Sandusky	14.1
Austin Spitler	12	Perkins	9.3
Joey Brenner	12	Port Clinton	11.7
Joey Harkelroad	12	Huron	9
Mason Montgomery	10	Vermilion	12.5
Cavon Croom	12	Sandusky	12
Todd Simonds	11	Tiffin Columbian	13.3
Brock Kehres	12	Shelby	11.3
Seth Hohman	11	Clyde	10.6

Player of the Year: Jayrese Williams - Sandusky

Co-Coaches of the Year: Bobby James - Huron/Jeff Winslow - Upper Sandusky



Two repeat winners and two new champions highlight the final Blade boys basketball poll for the 2016-17 season.

Duplicating their Blade titles from a year ago are Three Rivers Athletic Conference champion St. John's Jesuit (20-2, 13-1), which takes its second straight Division I poll trophy, and Northwest Ohio Athletic League champion Wauseon (21-1, 7-0), which repeats its title in Division II.

The newly crowned Blade champions are Northern Buckeye Conference co-champion Genoa (19-3, 12-2), which takes the Division III title, and Toledo Area Athletic Conference champion Toledo Christian (18-4, 14-0), which overtook previous No. 1 Holgate in the final week to claim the Division IV Blade trophy.

The four Blade champions closed the regular season having won a combined 58 games in a row.

### **RELATED: Wauseon proud of its Indians**

The Titans of 38th-year St. John's coach Ed Heintschel (686-208 career record), closed the regular season with 17 consecutive victories after dropping two in a row in mid-December. The Titans were ranked No. 5 in the final Associated Press state poll.

St. Francis de Sales (17-4, 10-4 TRAC) — which lost twice to St. John's and two other times on buzzer-beaters against conference foes Lima Senior and Findlay — ends at No. 2 in the Blade's final D-I poll.

The Indians of ninth-year Wauseon coach Chad Burt led from wire-to-wire in The Blade's D-II poll, winning their second straight trophy. Only a 59-52 loss at Genoa in their second game spoiled a perfect regular season for Wauseon, which enters tournament play riding a 20-game winning streak and ranked No. 8 in the final AP state poll.

In Division III, Genoa edged Blanchard Valley Conference champion Liberty-Benton (19-3, 11-0) for the Blade poll trophy.

The young Comets of third-year coach Genoa Zach Alt shared the NBC title with Eastwood, but beat the Eagles decisively twice (59-32 and 47-33) in conference play. Genoa finished the regular season ranked 11th in the AP's final D-III state poll.

The Comets, who enter tourney play on a 12-game winning streak, succeed two-time defending Blade poll champion Swanton in Division III.

The toughest decision on a champion came in Division IV, where 16th-year Toledo Christian coach Dave McWhinnie's Eagles inched past Holgate (18-4, 6-1), which shared the Green Meadows Conference championship with Ayersville (21-1, 6-1), which was ranked No. 3 in the final D-IV state poll, and Wayne Trace (20-2, 6-1), which was ranked No. 7 in the final D-III state poll.

The Tigers got in on the GMC title mix thanks to a 41-36 upset of visiting Ayersville on Feb. 10 after losing to visiting Wayne trace (60-38) two weeks earlier. But Holgate was upset by Patrick Henry (32-31) the night after beating Ayersville.

Toledo Christian closed the regular season with nine straight wins, and arguably played a more challenging schedule in matching the Tigers' 18-4 overall record. The Eagles thus got the edge in the absence of a head-to-head meeting, although the teams appear destined to meet in next Tuesday's district semifinals at Napoleon.

TC lost games against City League champion Bowsher (18-4, 10-0), which was No. 3 in the final Blade D-I poll, and at BVC champion Liberty-Benton, 76-71 in overtime.

Another Eagles loss came against GMC tri-champion Ayersville (61-51). Toledo Christian succeeds Fayette as the Blade's D-IV champion.

#### **Division I**

1. St. John's (1) 20-2
2. St. Francis (2) 17-4
3. Bowsher (3) 18-4
4. Whitmer (4) 16-6
5. Anthony Wayne (NR) 16-6

#### **Division II**

1. Wauseon (1) 21-1
2. Bryan (2) 13-9
3. Rogers (3) 11-11
4. Rossford (4) 12-10

#### **Division III**

1. Genoa (1) 19-3
2. Liberty-Benton (2) 19-3
3. Archbold (5) 17-5
4. Van Buren (3) 19-3
5. Cardinal Stritch (NR) 18-4

#### **Division IV**

1. Toledo Christian (2) 18-4
2. Holgate (1) 18-4
3. Maumee Valley (3) 15-7
4. Pettisville (5) 12-10
5. North Baltimore (NR) 12-10

# League Standings 2016-2017

Wednesday, March 1, 2017

Overall League

## Blanchard Valley Conference

Liberty-Benton	19 - 3	11 - 0
Van Buren	19 - 3	10 - 1
Pandora-Gilboa	16 - 6	8 - 3
Leipsic	14 - 8	8 - 3
Arlington	11 - 11	7 - 4
Cory-Rawson	12 - 10	6 - 5
Hopewell-Loudon	14 - 8	5 - 6
North Baltimore	12 - 10	5 - 6
Riverdale	5 - 17	3 - 8
McComb	3 - 18	2 - 9
Arcadia	4 - 18	1 - 10
Vanlue	3 - 18	0 - 11

## Buckeye Border Conference

Hilltop	21 - 1	12 - 0
Pettisville	12 - 10	9 - 3
Montpelier	12 - 10	7 - 5
Stryker	7 - 15	6 - 6
Fayette	7 - 15	3 - 9
North Central	5 - 17	3 - 9
Edon	3 - 19	2 - 10

## Firelands Conference

New London	17 - 5	12 - 2
Western Reserve	13 - 8	11 - 3
Norwalk St. Paul	15 - 7	10 - 4
South Central	13 - 9	8 - 6
Mapleton	13 - 9	6 - 8
Ashland Crestview	11 - 11	6 - 8
Plymouth	5 - 17	2 - 12
Monroeville	3 - 19	1 - 13

## Green Meadows Conference

Ayersville	21 - 1	6 - 1
Wayne Trace	20 - 2	6 - 1
Holgate	18 - 4	6 - 1
Hicksville	15 - 7	4 - 3
Fairview	10 - 12	3 - 4
Edgerton	12 - 10	2 - 5
Antwerp	8 - 14	1 - 6
Tinora	3 - 19	0 - 7

## Mid-Buckeye Conference

Mansfield St. Peter's	20 - 2	12 - 0
Lucas	13 - 9	8 - 4
Kidron Central Christian	11 - 10	8 - 4
Danville	8 - 14	6 - 6
Mansfield Christian	8 - 14	4 - 8
Loudonville	8 - 14	3 - 9
Crestline	5 - 17	1 - 11

## Midwest Athletic Conference

Versailles	21 - 1	9 - 0
Marion Local	14 - 8	7 - 2
Delphos St. John's	16 - 4	6 - 3
Fort Recovery	15 - 7	6 - 3
St. Henry	13 - 9	5 - 4
Minster	12 - 9	5 - 4
Coldwater	9 - 13	4 - 5
Parkway	7 - 15	1 - 8
New Knoxville	5 - 17	1 - 8
New Bremen	1 - 21	1 - 8

## Northern Buckeye Conference

Genoa	19 - 3	12 - 2
Eastwood	18 - 4	12 - 2
Elmwood	14 - 8	8 - 6
Rosford	12 - 10	7 - 7
Otsego	11 - 11	6 - 8
Woodmore	8 - 14	6 - 8
Lake	6 - 16	3 - 11
Fostoria	5 - 17	2 - 12

## Northern Lakes League

Anthony Wayne	16 - 6	12 - 2
Perrysburg	15 - 7	12 - 2
Sylvania Southview	14 - 8	10 - 4
Sylvania Northview	15 - 7	9 - 5
Napoleon	7 - 15	5 - 9
Maumee	6 - 16	4 - 10
Springfield	3 - 19	2 - 12
Bowling Green	3 - 19	2 - 12

## Northern Ohio League

Sandusky	18 - 4	11 - 1
Ontario	17 - 5	9 - 3
Shelby	14 - 8	9 - 3
Bellevue	9 - 13	5 - 7
Tiffin Columbian	8 - 13	4 - 8
Norwalk	7 - 15	3 - 9
Willard	3 - 19	1 - 11

## Northern Ten Conference

Upper Sandusky	22 - 0	16 - 0
Colonel Crawford	16 - 6	13 - 3
Carey	15 - 7	13 - 3
Wynford	12 - 10	10 - 6
Buckeye Central	9 - 13	7 - 9
Mohawk	8 - 14	5 - 11
Seneca East	9 - 13	4 - 12
Bucyrus	3 - 19	3 - 13
Ridgedale	4 - 18	1 - 15

## Northwest Central Conference

Lima Perry	19 - 3	7 - 0
Upper Scioto Valley	12 - 10	5 - 2
Lima Temple Christian	11 - 11	4 - 3
Sidney Lehman	10 - 12	4 - 3
Riverside	7 - 15	4 - 3
Waynesfield-Goshen	2 - 20	2 - 5
Ridgemont	5 - 17	1 - 6
Hardin Northern	2 - 20	1 - 6

# League Standings 2016-2017

Wednesday, March 1, 2017

Overall League

## Northwest Conference

Spencerville	17 - 5	8 - 0
Convoy Crestview	15 - 6	7 - 1
Delphos Jefferson	11 - 11	6 - 2
Bluffton	11 - 11	4 - 4
Lincolnview	10 - 12	4 - 4
Columbus Grove	9 - 13	3 - 5
Paulding	6 - 16	3 - 5
Allen East	10 - 12	1 - 7
Ada	4 - 18	0 - 8

## Northwest Ohio Athletic League

Wauseon	21 - 1	7 - 0
Archbold	17 - 5	6 - 1
Bryan	13 - 9	5 - 2
Swanton	10 - 12	4 - 3
Liberty Center	9 - 13	3 - 4
Evergreen	9 - 13	2 - 5
Patrick Henry	7 - 14	1 - 6
Delta	1 - 21	0 - 7

## Ohio Cardinal Conference

Wooster	20 - 2	14 - 0
Ashland	15 - 7	10 - 4
Lexington	15 - 7	9 - 5
Mount Vernon	11 - 11	8 - 6
Mansfield Madison	12 - 10	6 - 8
Mansfield Senior	6 - 16	5 - 9
Clear Fork	5 - 16	2 - 12
West Holmes	2 - 20	2 - 12

## Putnam County League

Continental	13 - 9	0 - 0
Miller City	12 - 9	0 - 0
Kalida	10 - 12	0 - 0
Ottoville	8 - 12	0 - 0
Fort Jennings	8 - 14	0 - 0

## Sandusky Bay Conf. (Bay Div.)

Sandusky Perkins	17 - 5	11 - 3
Vermilion	17 - 5	11 - 3
Huron	16 - 4	11 - 3
Margaretta	12 - 10	7 - 7
Oak Harbor	8 - 14	6 - 8
Edison	13 - 9	5 - 9
Clyde	6 - 16	4 - 10
Port Clinton	4 - 18	1 - 13

## Sandusky Bay Conf. (River Div.)

Old Fort	19 - 3	11 - 1
New Riegel	14 - 8	9 - 3
Sandusky St. Mary	12 - 10	7 - 5
Tiffin Calvert	9 - 13	5 - 7
Fremont St. Joseph	6 - 16	5 - 7
Lakota	4 - 18	3 - 9
Fostoria St. Wendelin	6 - 16	2 - 10

## Three Rivers Conference

Toledo St. John's	20 - 2	13 - 1
Toledo St. Francis	17 - 4	10 - 4
Toledo Whitmer	16 - 6	10 - 4
Lima Senior	15 - 7	9 - 5
Findlay	14 - 8	8 - 6
Toledo Central Catholic	6 - 16	4 - 10
Fremont Ross	6 - 16	2 - 12
Oregon Clay	2 - 20	0 - 14

## Toledo Area Athletic Conference

Toledo Christian	18 - 4	14 - 0
Cardinal Stritch	18 - 4	11 - 3
Maumee Valley Country Day	15 - 7	9 - 5
Ottawa Hills	14 - 7	9 - 5
Gibsonburg	10 - 12	7 - 7
Danbury	7 - 15	3 - 11
Emmanuel Christian	3 - 18	2 - 12
Northwood	1 - 21	1 - 13

## Toledo City Athletic League

Toledo Bowsher	18 - 4	10 - 0
Toledo Rogers	11 - 11	6 - 4
Toledo Waite	13 - 9	5 - 5
Toledo Start	11 - 9	4 - 6
Toledo Woodward	7 - 14	4 - 6
Toledo Scott	2 - 20	1 - 9

## Western Buckeye League

Ottawa-Glandorf	20 - 2	9 - 0
Wapakoneta	20 - 2	8 - 1
Elida	13 - 9	6 - 3
Defiance	11 - 11	5 - 4
Lima Shawnee	12 - 10	4 - 5
Van Wert	12 - 10	4 - 5
Kenton	13 - 9	3 - 6
Cellina	6 - 16	3 - 6
St. Marys	8 - 14	2 - 7
Lima Bath	4 - 18	1 - 8

## Independent and Other

Galion	3 - 19	1 - 11
Monclova Christian	11 - 7	0 - 0
Lima Central Cath.	6 - 16	0 - 0

## FINAL 2017 Ohio High School Boys Basketball AP State Poll (Feb. 20)

### Division I

Rank	School (1st place votes)	Record	Total Points
1	Cin. Moeller (24)	22-0	249
2	Pickerington Central	20-2	177
3	Newark	21-1	173
4	Massillon Jackson (1)	18-2	164
5	Toledo St. John's Jesuit	19-2	136
6	Upper Arlington	20-2	113
7	Wooster	20-1	95
8	Lorain	18-2	82
9	Hilliard Bradley	20-1	31
10	Springfield	19-3	29
Others receiving 12 or more points: N. Canton Hoover 23. Mason 21. Cin. La Salle 19. Cle. St. Ignatius 17.			

### Division II

Rank	School (1st place votes)	Record	Total Points
1	Upper Sandusky (16)	21-0	215
2	Trotwood-Madison (4)	20-2	210
3	Columbus South (3)	21-1	179
4	Dayton Dunbar	19-3	128
5	Ottawa-Glandorf	19-2	113
6	Cin. Wyoming	21-1	107
7	Kettering Archbishop Alter	19-3	78
8	Wauseon (1)	20-1	58
9	Lancaster Fairfield Union	20-2	47
10	McArthur Vinton County	20-2	33
Others receiving 12 or more points: Akron St. Vincent-St. Mary 30. Wapakoneta 22. Sandusky 18. Byesville Meadowbrook 17. Cin. Hughes 16.			



### Division III

Rank	School (1st place votes)	Record	Total Points
1	Leavittsburg Labrae (15)	21-0	213
2	Versailles (2)	21-1	193
3	Cin. Summit Country Day (6)	21-0	191
4	Proctorville Fairland (1)	20-1	137
5	Oak Hill	21-1	123
6	N. Lima South Range	21-0	105
7	Haviland Wayne Trace	19-2	94
8	Cle. Villa Angela-St. Joseph	15-5	61
9	Tipp City Bethel	19-3	44
10	Cin. Roger Bacon	18-4	25

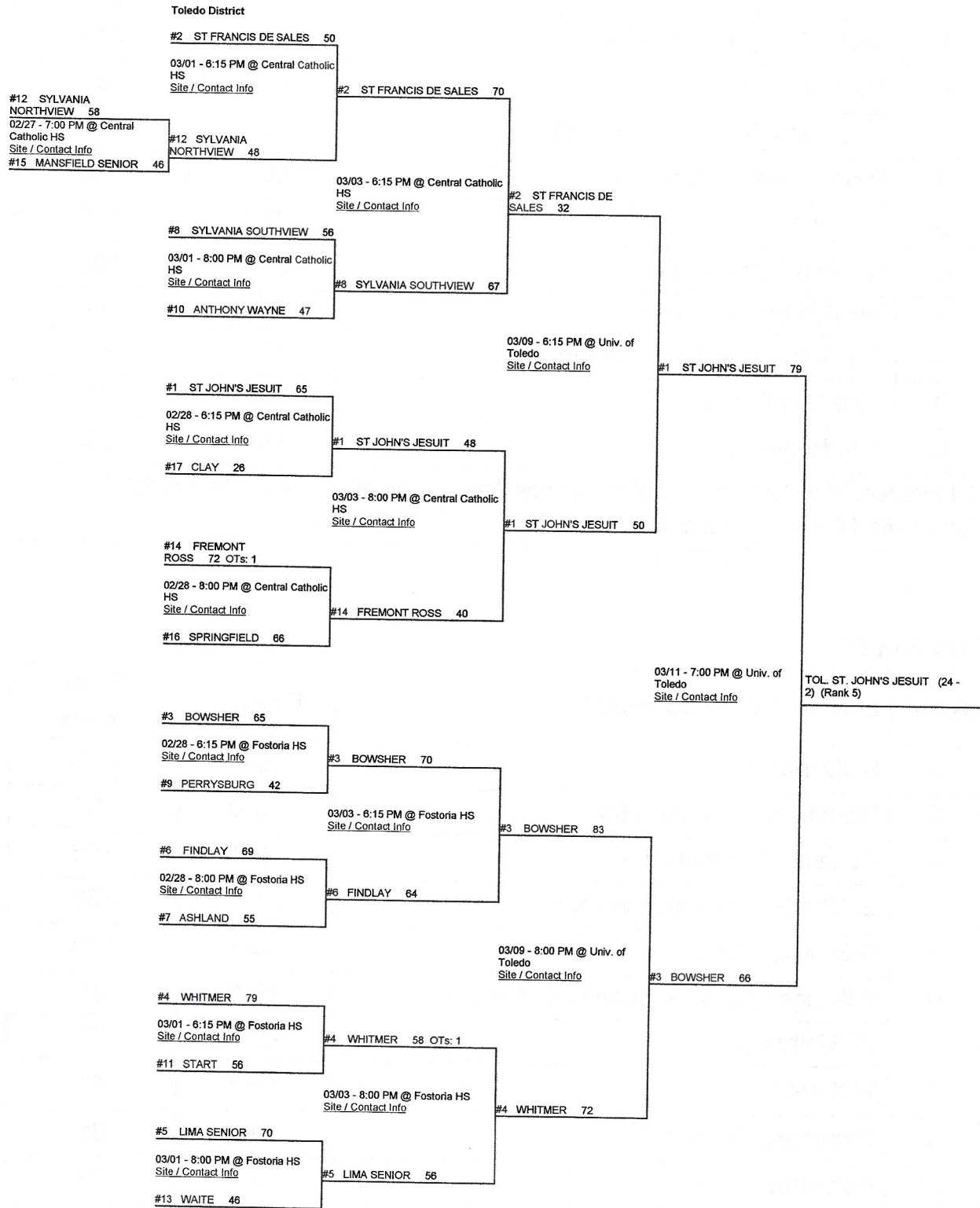
Others receiving 12 or more points: Genoa Area 24. Findlay Liberty-Benton 22. Brookville 17. Martins Ferry 15.

### Division IV

Rank	School (1st place votes)	Record	Total Points
1	McDonald (17)	20-1	220
2	Mansfield St. Peter's (4)	20-0	182
3	Defiance Ayersville (1)	19-1	166
4	S. Charleston Southeastern	21-1	138
5	Bristolville Bristol	20-1	126
6	Willoughby Cornerstone Christian (2)	16-5	91
	W. Unity Hilltop	20-1	91
8	Waterford	16-4	45
9	Strasburg-Franklin	20-2	35
10	Portsmouth Clay	18-2	34

Others receiving 12 or more points: Grove City Christian 28. Sidney Fairlawn 26. Canal Winchester Harvest Prep 26. Tiffin Old Fort 19. Fort Loramie 18. Holgate 16. Russia 16.

# 2017 OHSAA Boys Basketball Division I District Tournament



# 2017 OHSAA Boys Basketball Tournament - Division I, State Championship



Region 3 - Columbus	Region 2 - Cleveland
PICKERINGTON HIGH SCHOOL CENTRAL (24 - 2) (Rank 2) 75	GARFIELD HEIGHTS (22 - 4) 65 (O.I.s. 1)
03/15 - 7:00 PM @ Ohio Dominican Univ. Site / Contact Info ST CHARLES (24 - 2) 53	03/15 - 6:15 PM @ Wolstein Center-CSUSite / Contact Info GARFIELD HEIGHTS (21 - 4) 29
PICKERINGTON HIGH SCHOOL NORTH (20 - 6) 64	ST EDWARD (21 - 5) 62
03/16 - 7:00 PM @ Ohio Dominican Univ. Site / Contact Info UPPER ARLINGTON (24 - 2) (Rank 6) 44	03/15 - 8:00 PM @ Wolstein Center-CSUSite / Contact Info MENTOR (21 - 5) 43
Region 4 - Dayton	Region 1 - Akron/Toledo
MASON (21 - 2) (Rank 12) 57	ST JOHN'S JESUIT (24 - 2) (Rank 5) 48
03/15 - 6:15 PM @ Wright State Nutter Center Site / Contact Info ARCHBISHOP MOELLER (25 - 0) (Rank 1) 38	03/15 - 7:00 PM @ Univ. of Toledo Site / Contact Info ELYRIA (21 - 4) 47
03/17 - 7:30 PM @ Wright State Nutter Center Site / Contact Info LA SALLE (24 - 3) (Rank 13) 32	JACKSON (24 - 2) (Rank 4) 80
JACKSON (25 - 2) (Rank 4) 54	03/16 - 7:00 PM @ Univ. of Akron Site / Contact Info MEDINA (18 - 7) 59
Team 1	Team 2
LAKWOOD ST. EDWARD (23 - 5)	ST JOHN'S JESUIT (25 - 2) (Rank 5) 38
PICKERINGTON HS CENTRAL (26 - 2) (Rank 2)	03/18 - 7:00 PM @ Univ. of Akron Site / Contact Info JACKSON (25 - 2) (Rank 4) 54
03/24 8:30 PM @ Jerome Schottenstein Center Site / Contact Info	03/18 - 7:00 PM @ Univ. of Akron Site / Contact Info JACKSON (25 - 2) (Rank 4) 54
vs	State Final
MASSILLON JACKSON (26 - 2) (Rank 4)	

# 2017 OHSAA Boys Basketball Tournament - Division II, State Championship



Region 6 - Toledo	Region 5 - Canton
SANDUSKY (21 - 4) (Rank 13) 33	CLEVELAND CENTRAL CATHOLIC (17 - 8) 76
03/16 - 6:15 PM @ Univ. of Toledo Site / Contact Info	03/16 - 6:15 PM @ Canton Memorial Civic Ctr. Site / Contact Info
WAUSEON (24 - 1) (Rank 8) 54	URSULINE (19 - 7) 52
03/18 - 2:00 PM @ Univ. of Toledo Site / Contact Info	LAKE CATHOLIC (13 - 12) 51
ELIDA (17 - 9) 45	03/16 - 8:00 PM @ Canton Memorial Civic Ctr. Site / Contact Info
HOLY NAME (23 - 2) 54	ST VINCENT-ST MARY (21 - 5) (Rank 11) 87
Region 7 - Athens	Region 8 - Kettering
EASTMOOR ACADEMY (20 - 6) 55	BLOOM-CARROLL (20 - 6) 37
03/16 - 8:00 PM @ Ohio Univ. - Athens Site / Contact Info	03/16 - 5:30 PM @ Kettering Fairmont HSS Site / Contact Info
FAIRFIELD UNION (23 - 2) (Rank 9) 37	DUNBAR (22 - 3) (Rank 4) 71
VINTON COUNTY (23 - 2) (Rank 10) 62	TROTWOOD-MADISON (24 - 2) (Rank 2) 83
03/16 - 6:15 PM @ Ohio Univ. - Athens Site / Contact Info	TROTWOOD-MADISON (24 - 2) (Rank 2) 83
MEADOWBROOK (24 - 3) (Rank 14) 54	TROTWOOD-MADISON (23 - 2) (Rank 2) 61
03/18 - 3:00 PM @ Ohio Univ. - Athens Site / Contact Info	TROTWOOD-MADISON (24 - 2) (Rank 2) 83
VINTON COUNTY (24 - 2) (Rank 10) 48	TROTWOOD-MADISON (24 - 2) (Rank 2) 83
Region 6 - Toledo	Region 5 - Canton
WAUSEON (26 - 1) (Rank 8)	CLEVELAND CENTRAL CATHOLIC (18 - 8) 48
03/23 10:45 AM @ Jerome Schottstein Center Site / Contact Info	03/18 - 12:00 PM @ Canton Memorial Civic Ctr. Site / Contact Info
COLS. EASTMOOR ACAD. (22 - 6)	AKR. ST. VINCENT-ST MARY (23 - 5) (Rank 11)
Team 1	ST VINCENT-ST MARY (22 - 5) (Rank 11) 72
vs	03/23 2:00 PM @ Jerome Schottstein Center Site / Contact Info
Team 2	DUNBAR (23 - 3) (Rank 4) 54
State Final	03/18 - 3:00 PM @ Kettering Fairmont HSS Site / Contact Info
	TROTWOOD-MADISON (24 - 2) (Rank 2) 83



**Special Thanks to our T-Shirt Sponsors**

**2016-17**

**Erie Shore Propane, Inc.  
Motion Controls and Robotics  
Edward Jones – Mark Miesle  
Dick Binau – Insurance & Financial Services  
McDonalds  
Lotycz & Sons, Inc.  
Time Staffing  
Advantage Ford and Lincoln  
Papa Murphy's  
Crown Battery  
Carbo Forge  
Phaze 1 Screenprinting  
Lisa and Art Bucci  
Jonathan F. Diller, M.D., Inc.  
Fremont Area Foundation, Inc.  
Robin and Mike Mohr**