


**FREMONT ROSS
BOY'S
BASKETBALL**



2009-2010

2009-2010 Fremont Ross Little Giants

Varsity

#3	Darien Spann	W	5' 7"	147	12
#5	Dylan Starks	Pt/W	5' 9"	140	9
#11	Skylar Reffner	W/P	6' 2"	165	10
#15	Jay Carnicom	Pt/W	6' 1"	155	10
#21	Shunnar Gamble	W/P	6' 3"	170	11
#23	Drew Starks	Pt	5' 9"	140	9
#25	Marcus Dayringer	W	6'	160	12
#31	Diante Pettiford	W	5' 10"	150	10
#33	Jake Hiestand	Pt/W	5' 9"	145	11
#35	Greg Smith	P	6' 3"	160	12
#43	Trent Stout	W/P	5' 10"	185	10
#51	Nick Streacker	P	6' 3"	175	9

Junior Varsity

#3	Diante Pettiford	W	5' 10"	150	10
#5	Jarett Koonce	W	5' 10"	150	10
#15	Cameron Smith	W	5' 9"	150	10
#21	Marquan McDonald	W	5' 8"	135	10
#23	Shanquise Mills	W/P	5' 11"	140	9
#25	Dylan Starks	Pt/W	5' 9"	140	9
#31	Trent Stout	W/P	5' 10"	185	10
#35	Bryce McConnell	P	6' 2"	190	10
#43	Malcolm Leake	P	5' 11"	160	10
#53	Jay Carnicom	Pt/W	6' 1"	155	10

Varsity Coach: Mark Gedeon

Varsity Assistant: Chuck Lindsey

Varsity Assistant: Kevin Horn

Junior Varsity Coach: Kyle Tucker

Freshmen Coach: Kevin Favro

Eighth Grade: Ryan Smith and Craig Bulger

Seventh Grade: Kyle Hintze

Trainer: Joe "Doc" Hershey

Scorebook: Alex Gorobetz

Student Trainer: Mariah Olvera

Statisticians: Alexis Gedeon, Jill Ivy, Tyshenna McKinstry, and Sherell Osbin

Video: Aaron Kerns

2009-2010 Season Summary

<u>Opponent</u>	<u>Score</u>	<u>Scoring</u>	<u>Rebounds</u>	<u>Assists</u>	<u>Steals</u>
Clay	49-52	Penn 17	Reffner, Gamble 5	Penn 5	Hiestand, Spann 2
Waite	83-76 o.t.	Penn 27	Gamble 6	Penn 7	Hill, Lewis 2
at Lima Sr.	65-85	Penn 18	Reffner, Penn, Lewis 5	Carnicom 7	Penn 2
Findlay	43-51	Penn 12	Lewis 7	Penn 3	Reffner 2
Start	42-80	Penn 14	Reffner, Lewis, Day. 5	Carnicom 2	Smith 2
at Whitmer	41-65	Penn 14	Price, Lewis 5	Carnicom, Penn 2	Gamble 2
Woodward	68-55	Penn 22	Gamble 7	Penn 4	Reffner 4
Maumee	49-53	Penn 17	Gamble 11	Gamble, Dayringer 3	Reffner, Smith 2
at Marion	52-73	Gamble 18	Gamble 12	Dylan, Drew, Gamble 2	none
Napoleon	44-54	Gamble 19	Gamble 10	Gamble 4	Gamble, Drew, Jake, Nick 1
at Willard	54-78	Reffner 12	Reffner 9	Drew 5	Drew 4
Sandusky	45-68	Gamble 15	Gamble, Smith 5	Carnicom 3	Gamble 2
Lima Sr.	67-63 o.t.	Gamble 18	Gamble 12	Drew 4	Spann, Jake 2
at Rogers	49-70	Reffner 13	Gamble 5	Gamble 3	Drew 3
at Findlay	41-66	Reffner, Gamble 10	Spann, Sky, Gamble, Nick 3	Carnicom 2	many with 1
at Sandusky	59-66	Gamble 22	Gamble 14	Jay, Drew 4	Skylar 2
at Port Clinton	45-70	Gamble 11	Nick 6	Carnicom 6	Skylar 1
Marion	59-75	Reffner 23	Gamble 7	Gamble 5	Smith 2
at Tiffin	68-74	Reffner 21	Reffner, Gamble 8	Drew 7	Skylar 3
at Napoleon	55-38	Gamble 17	Reffner, Gamble 6	Dayringer 4	Gamble 3
# Ashland	33-51	Gamble 13	Smith 4	Many with 1	Gamble 3

sectionals at Willard High School

Season Leaders

Most Points: Shunnar Gamble 240

Most Rebounds: Shunnar Gamble 125

Most Assists: Shunnar Gamble 37

Most Steals: Skylar Reffner 20

Most Blocked Shots: Shunnar Gamble 20

Most Charges Taken: Jake Hiestand 4

Most Post Feeds: Marcus Dayringer 67

Most Points on Offensive Rebounds: Skylar Reffner 32

Most Minutes: Shunnar Gamble 472

Most 2 point attempts: Shunnar Gamble 143

Most 2 point makes: Shunnar Gamble 84

Best 2 point percentage (minimum 40 shots): Shunnar Gamble 59% (84/143)

Most 3 point attempts: Jake Hiestand 72

Most 3 point makes: Jake Hiestand 26

Best 3 point percentage (minimum 20 attempts): Jake Hiestand 36% (26/72)

Most Free Throws attempts: Skylar Reffner 76

Most Free Throws made: Shunnar Gamble 42

Best Free Throw percentage (minimum 20 attempts): Darien Spann 67% (16/24)

Team Detail -- -- 21 Games Played
 4 Games Won -- 17 Games Lost

	1st Q	2nd Q	3rd Q	4th Q	1st OT	2nd OT	3rd OT	Total	Team Reb	Dead Ball Reb
Us:	258	238	251	341	23	0	0	1111	0	80
Opp:	323	328	346	354	12	0	0	1363	0	67

Player	2 Pt Shots	3 Pt Shots	Total FG	Free Shots	Points
-Spann, Darien	27/67 40%	2/17 12%	29/84 35%	16/24 67%	76
-Hill, Terrance	3/14 21%	0/5 0%	3/19 16%	2/7 29%	8
-Starks, Dylan	3/7 43%	0/3 0%	3/10 30%	2/3 67%	8
1-Reffner, Skylar	62/117 53%	1/8 13%	63/125 50%	41/76 54%	168
5-Carnicom, Jay	11/25 44%	1/15 7%	12/40 30%	4/7 57%	29
1-Gamble, Shunnar	84/143 59%	10/39 26%	94/182 52%	42/74 57%	240
3-Penn, Kenny	27/65 42%	12/30 40%	39/95 41%	51/60 85%	141
3-Starks, Drew	7/23 30%	2/12 17%	9/35 26%	10/16 63%	30
5-Dayringer, Marcus	9/40 23%	14/46 30%	23/86 27%	8/10 80%	68
1-Price, Matt	4/10 40%	1/5 20%	5/15 33%	7/8 88%	18
1-Pettiford, Diante	7/14 50%	0/1 0%	7/15 47%	3/4 75%	17
3-Hiestand, Jake	2/9 22%	26/72 36%	28/81 35%	6/11 55%	88
5-Smith, Greg	39/77 51%	0/6 0%	39/83 47%	10/17 59%	88
1-Sanchez, Max	3/4 75%	0/3 0%	3/7 43%	1/2 50%	7
1-Wolf, Tyler	1/1 100%	0/0 0%	1/1 100%	0/0 0%	2
3-Stout, Trent	0/4 0%	0/0 0%	0/4 0%	0/0 0%	0
5-Lewis, Allen	24/48 50%	0/0 0%	24/48 50%	5/12 42%	53
5-Peacock, Damius	0/0 0%	0/0 0%	0/0 0%	0/0 0%	0
1-Streaker, Nick	30/62 48%	0/1 0%	30/63 48%	10/15 67%	70
Team Totals	343/730 47%	69/263 26%	412/993 41%	218/346 63%	1111
Opponents	399/783 51%	96/290 33%	495/1073 46%	277/415 67%	1363

Player	Games	Time	Points Per			Rebounds				
			Shot	Game	Asst	Off	Def	Total	Pct	Avg
-Spann, Darien	21	80.0	0.7040	3.6	10	12	21	33	6%	1.6
-Hill, Terrance	8	21.0	0.3080	1.0	2	1	4	5	1%	0.6
-Starks, Dylan	13	32.0	0.6150	0.6	7	0	6	6	1%	0.5
1-Reffner, Skylar	21	83.0	0.8360	8.0	13	36	41	77	15%	3.7
5-Carnicom, Jay	18	49.0	0.6170	1.6	35	4	11	15	3%	0.8
1-Gamble, Shunnar	20	77.0	0.9380	12.0	37	33	92	125	24%	6.3
3-Penn, Kenny	8	31.0	0.9100	17.6	26	6	23	29	6%	3.6
3-Starks, Drew	13	51.0	0.5880	2.3	36	8	11	19	4%	1.5
5-Dayringer, Marcus	21	75.0	0.7080	3.2	26	6	20	26	5%	1.2
1-Price, Matt	8	24.0	0.7830	2.3	1	3	7	10	2%	1.3
1-Pettiford, Diante	9	13.0	0.8950	1.9	2	5	3	8	2%	0.9
3-Hiestand, Jake	21	82.0	0.9570	4.2	12	5	10	15	3%	0.7
5-Smith, Greg	21	70.0	0.8800	4.2	20	18	43	61	12%	2.9
1-Sanchez, Max	7	11.0	0.7780	1.0	0	1	2	3	1%	0.4
1-Wolf, Tyler	1	1.0	2.0000	2.0	0	0	0	0	0%	0.0
3-Stout, Trent	8	8.0	0.0000	0.0	0	0	1	1	0%	0.1
5-Lewis, Allen	8	32.0	0.8830	6.6	9	14	25	39	8%	4.9
5-Peacock, Damius	1	1.0	0.0000	0.0	0	0	0	0	0%	0.0
1-Streaker, Nick	13	52.0	0.8970	5.4	7	17	26	43	8%	3.3
Team Totals	21	672.0	0.8300	52.9	243	169	346	515	100%	24.5
Opponents	21	672.0	0.9160	64.9	248	220	371	591	100%	28.1

Fremont Ross -- 2009-10 Season
 Team Detail -- -- 21 Games Played
 4 Games Won -- 17 Games Lost

Player	Blk Shot	Stls	Chg Taken	Turn Over	Foul	Perf Rat	Post Feeds	Min	Off. Pts.	Rec
3-Spann, Darien	0	11	2	36	35	0	30	298	4	6
5-Hill, Terrance	0	3	0	8	5	0	2	51	0	1
5-Starks, Dylan	0	3	0	20	19	0	7	114	0	1
1-Reffner, Skylar	13	20	2	23	32	0	7	448	32	4
5-Carnicom, Jay	1	3	0	41	4	0	21	157	3	1
1-Gamble, Shunnar	20	18	0	72	43	0	35	472	26	7
3-Penn, Kenny	0	5	0	49	17	0	9	213	2	2
3-Starks, Drew	0	10	0	52	50	0	36	224	2	3
5-Dayringer, Marcus	0	4	0	24	20	0	67	278	4	5
1-Price, Matt	2	1	1	5	10	0	3	80	2	4
1-Pettiford, Diante	0	2	0	2	2	0	1	28	2	0
3-Hiestand, Jake	0	13	4	31	31	0	20	390	0	5
5-Smith, Greg	1	11	3	36	37	0	10	247	8	5
1-Sanchez, Max	0	0	0	0	2	0	1	23	0	2
1-Wolf, Tyler	0	0	0	0	0	0	0	2	0	0
3-Stout, Trent	0	2	0	1	1	0	0	17	0	0
5-Lewis, Allen	11	4	0	15	21	0	3	168	6	2
5-Peacock, Damius	0	0	0	0	0	0	0	2	0	0
1-Streacker, Nick	17	4	0	16	35	0	1	188	13	2
Team Totals	65	114	12	431	364	0	253	3400	104	50
Opponents	53	207	8	342	354	0	173	3400	178	23

	1st Q	2nd Q	3rd Q	4th Q	1st OT	2nd OT	3rd OT	Total	Team Reb	Dead Ball Reb
Us:	197	193	188	242	8	0	0	828	0	0
Opp:	225	196	242	226	10	0	0	899	0	0

Player	2 Pt Shots		3 Pt Shots		Total FG		Free Shots		Points
0-Carnicom, Jay	12/25	48%	0/6	0%	12/31	39%	2/6	33%	26
0-Koonce, Jarett	15/41	37%	8/21	38%	23/62	37%	9/11	82%	63
0-Leake, Malcolm	11/32	34%	0/0	0%	11/32	34%	7/12	58%	29
0-McDonald, Marquan	15/35	43%	4/13	31%	19/48	40%	2/5	40%	44
0-Mills, Shanquise	36/86	42%	0/9	0%	36/95	38%	20/31	65%	92
0-Pettiford, Diante	38/109	35%	16/34	47%	54/143	38%	20/27	74%	144
0-Smith, Cameron	15/48	31%	11/30	37%	26/78	33%	4/7	57%	67
0-Starks, Drew	4/16	25%	3/9	33%	7/25	28%	2/7	29%	19
0-Starks, Dylan	16/34	47%	6/19	32%	22/53	42%	10/15	67%	60
0-Stout, Trent	58/123	47%	0/4	0%	58/127	46%	23/31	74%	139
0-Streacker, Nick	23/47	49%	0/0	0%	23/47	49%	5/12	42%	51
0-McConnell, Bryce	8/25	32%	0/0	0%	8/25	32%	0/0	0%	16
0-metcalf, alex	1/7	14%	2/2	100%	3/9	33%	2/3	67%	10
0-wolf, tyler	9/13	69%	2/9	22%	11/22	50%	7/10	70%	31
0-kidd, jordan	3/10	30%	4/10	40%	7/20	35%	7/8	88%	25
0-peacock. damius	5/14	36%	0/1	0%	5/15	33%	2/2	100%	12
Team Totals	269/665	40%	56/167	34%	325/832	39%	122/187	65%	828
Opponents	0/0	0%	0/0	0%	0/0	0%	0/0	0%	0

Player	Games	Time	Points Per				Rebounds			
			Shot	Game	Asst	Off	Def	Total	Pct	Avg
0-Carnicom, Jay	5	10.0	0.7030	5.2	9	2	10	12	3%	2.4
0-Koonce, Jarett	20	64.0	0.8630	3.2	13	10	14	24	6%	1.2
0-Leake, Malcolm	20	49.0	0.6590	1.5	4	20	17	37	9%	1.9
0-McDonald, Marquan	17	43.0	0.8300	2.6	7	7	8	15	4%	0.9
0-Mills, Shanquise	19	62.0	0.7300	4.8	6	17	27	44	11%	2.3
0-Pettiford, Diante	20	71.0	0.8470	7.2	24	14	29	43	11%	2.2
0-Smith, Cameron	20	73.0	0.7880	3.4	13	12	14	26	7%	1.3
0-Starks, Drew	8	32.0	0.5940	2.4	13	3	15	18	5%	2.3
0-Starks, Dylan	20	55.0	0.8820	3.0	28	6	11	17	4%	0.9
0-Stout, Trent	20	77.0	0.8800	7.0	14	13	40	53	13%	2.7
0-Streacker, Nick	8	28.0	0.8640	6.4	0	21	31	52	13%	6.5
0-McConnell, Bryce	17	45.0	0.6400	0.9	1	9	10	19	5%	1.1
0-metcalf, alex	5	11.0	0.8330	2.0	8	2	5	7	2%	1.4
0-wolf, tyler	5	16.0	0.9690	6.2	2	6	3	9	2%	1.8
0-kidd, jordan	5	11.0	0.8930	5.0	2	3	5	8	2%	1.6
0-peacock. damius	5	13.0	0.7060	2.4	2	4	9	13	3%	2.6
Team Totals	20	2800.0	0.8130	41.4	146	149	248	397	100%	19.9
Opponents	20	2800.0	0.0000	45.0	0	0	0	0	100%	0.0

Player	Blk		Chg		Turn		Perf		Post		Min	Off Pts	Rec
	Shot	Stls	Taken	Over	Foul	Rat	Feeds						
0-Carnicom, Jay	0	4	0	11	4	0	0	0	0	0	0	0	
0-Koonce, Jarett	1	10	0	17	20	0	0	0	0	0	0	0	
0-Leake, Malcolm	0	2	0	15	17	0	0	0	0	0	0	0	
0-McDonald, Marquan	0	7	0	16	12	0	0	0	0	0	0	0	
0-Mills, Shanquise	0	20	0	35	31	0	0	0	0	0	0	0	
0-Pettiford, Diante	2	18	1	43	17	0	0	0	0	0	0	0	
0-Smith, Cameron	1	16	1	25	24	0	0	0	0	0	0	0	
0-Starks, Drew	0	3	0	22	19	0	0	0	0	0	0	0	
0-Starks, Dylan	0	23	0	50	32	0	0	0	0	0	0	0	
0-Stout, Trent	1	26	3	40	50	0	0	0	0	0	0	0	
0-Streacker, Nick	8	1	0	16	13	0	0	0	0	0	0	0	
0-McConnell, Bryce	0	3	4	8	17	0	0	0	0	0	0	0	
0-metcalf, alex	0	3	0	9	3	0	0	0	0	0	0	0	
0-wolf, tyler	0	4	0	8	5	0	0	0	0	0	0	0	
0-kidd, jordan	1	3	0	5	3	0	0	0	0	0	0	0	
0-peacock. damius	0	1	0	6	9	0	0	0	0	0	0	0	
Team Totals	14	144	9	326	276	0	0	0	0	0	0	0	
Opponents	0	0	0	0	0	0	0	0	62	0	0	0	

Fremont Ross 9th Grade 2009-2010 season

<u>NAME</u>	<u>GMS</u>	<u>PTS</u>	<u>AVG.</u>	<u>FTA</u>	<u>FTM</u>
Metcalf	18	80	4.4	22	17
Pettiford	11	13	1.2	2	1
Conklin	16	61	3.8	41	20
Wehring	15	28	1.9	5	3
Eishen	17	10	0.6	0	0
Jones	16	69	4.3	7	3
Kidd	18	198	11	50	33
Schabel	9	8	0.9	4	3
Wolf	18	223	12.4	48	30
Peacock	18	185	10.3	42	28
Sandoval	14	26	1.9	4	0
Aaron	16	36	2.3	10	4
Campbell	2	2	1.0	0	0

Season Highlights!!!

- ✓ 16-2 without forfeits
- ✓ Undefeated at home
- ✓ Never lost to a team twice

Fremont Ross 8th Grade

2009-2010 season

<u>NAME</u>	<u>GMS</u>	<u>PTS</u>	<u>AVG.</u>	<u>REBS</u>	<u>ASTS</u>	<u>FTA</u>	<u>FTM</u>
JABREE	13	22	1.7	25	30	17	4
JACK	14	88	6.3	28	47	27	17
JARED	12	78	6.5	30	10	28	19
DYLAN	14	117	8.4	129	3	34	12
DREW	14	80	5.7	103	7	18	13
CALEB	14	10	0.7	7	6	1	1
DEVIN	14	30	2.1	14	13	5	2
MARC	14	14	1	7	6	4	2
JAMES	14	33	2.4	30	3	13	6
MIKE	14	8	0.6	28	1	4	0
ALEC	14	18	1.3	14	2	6	4
CONNOR	14	5	0.4	5	6	2	2
CODY	14	24	1.7	22	1	14	8

Season Highlights!!!

- ✓ 10-4 record
- ✓ 6-0 on the road-reg. season (7-1 overall)
- ✓ Won 7 straight games
- ✓ 5 games decided by 1-2 pts-we won 4

7th Grade Basketball
Coach Hintze

Name	#	Points	Pts/game	FT made	FT attempt	3 pt. made
Juwan Williams	1	5	0.36	1	3	0
Nick Hatcher	3	8	0.57	0	0	0
Tanner Albert	4	32	2.29	2	4	0
Nate Domiray	5	11	0.79	3	4	0
Mike Damshcroeder	10	6	0.43	2	4	0
Grant McConnell	12	45	3.21	8	17	8
Christian Chavarria	14	9	0.64	1	4	0
Michael Hufford	15	28	2	3	6	1
Ben Root	20	21	1.5	1	2	0
Nick Michael	21	12	0.86	0	0	0
Devonte Daniels	23	62	4.43	1	13	1
Jalon Slik	24	107	7.64	7	19	8
Alil Hatter	25	58	4.14	8	21	0
Chris Liggins	33	118	8.43	17	31	0
Nate Rellinger	35	2	0.14	0	0	0
TEAM		523	37.35	54	128	18
RECORD 10-4						
OPP. Points/Game		455	32.46			

**GREATER BUCKEYE CONFERENCE
BOYS BASKETBALL STANDING:**

	GBC	ALL	PTS	OPP			
Harding	10-0	19-1	1374	1138	20 games reported		
Findlay	6-4	12-8	1079	1004	20 games reported		
Lima Senior	5-5	11-9	1300	1183	20 games reported		
Sandusky	4-6	6-14	1212	1272	20 games reported		
Napoleon	3-7	7-13	942	1049	20 games reported		
Fremont Ross	2-8	4-16	1005	1224	20 games reported		
Findlay			Napoleon			Fremont Ross	
Fostoria	47-44		Defiance	46-61	Oregon Clay	49-52	
Harding	51-57		Eastwood	34-62	Cincy Colerain	47-66	
Bowling Green	69-63		Sandusky	53-55	Toledo Waite	83-76	
Toledo Scott	56-48		Harding	46-68	Lima Senior	65-85	
Fremont Ross	51-43		Fairview	38-34	Findlay	43-51	
St. Ignatius	41-53		Holgate	36-27	Toledo Whitmer	41-65	
Defiance	31-53		Findlay	51-44	Toledo Woodward	68-55	
Napoleon	44-51		Patrick Henry	47-29	Maumee	49-53	
Toledo St. Francis	59-41		Lima Senior	43-60	Harding	52-73	
Sandusky	61-53		Bryan	37-52	Napoleon	44-54	
Ottawa-Glandorf	61-59		Archbold	41-44	Willard	54-78	
Lima Senior	67-59		Fremont Ross	54-44	Sandusky	45-68	
Toledo Waite	52-55		Sandusky	49-44	Lima Senior	67-63	
Harding	45-51		Wauseon	52-44	Toledo Rogers	49-70	
Toledo Whitmer	42-49		Ottawa-Glandorf	54-63	Findlay	41-66	
Fremont Ross	66-41		Lima Senior	47-69	Sandusky	59-66	
Napoleon	69-47		Harding	68-72	Port Clinton	45-70	
Lima Shawnee	60-47		Lima Senior	60-75	Harding	59-75	
Sandusky	64-45		Fremont Ross	38-55	Napoleon	55-38	
Lima Senior	43-45		Springfield	51-57			
Harding			Sandusky		Lima Senior		
Kenton	67-49		Southview	83-79	Cellna	67-55	
Bucyrus	58-33		Napoleon	55-53	Fremont Ross	85-65	
Findlay	57-51		Perkins	80-68	Mansfield Senior	65-68	
Napoleon	68-46		Lima Senior	81-84	Sandusky	84-81	
Ridgedale	72-48		Mansfield Senior	58-76	Dayton Belmont	95-49	
Highland	68-52		Fremont Ross	68-45	Toledo Libbey	81-86	
Mount Vernon	59-70		Willard	88-84	Elida	69-67	
Jonathan Alder	73-51		Vermillion	53-62	Wapakoneta	72-64	
Fremont Ross	73-52		Lorain Admiral King	57-52	Defiance	56-45	
Oleniangy Liberty	67-58		Findlay	53-61	Napoleon	60-43	
Sandusky	67-63		Harding	63-67	Findlay	59-67	
Tiffin Columbian	71-59		Fostoria	60-70	Ottawa Glandorf	66-79	
Findlay	51-45		Napoleon	44-49	Lima Central Catholic	67-69	
Upper Sandusky	89-68		Norwalk	57-58	Fremont Ross	63-67	
Lima Senior	80-75		Huron	52-56	Harding	75-80	
Lima Senior	75-69		Yale (Mich)	33-55	Harding	69-75	
Napoleon	72-68		Fremont Ross	66-59	Sandusky	60-50	
Fremont Ross	75-59		Lima Senior	50-60	Napoleon	75-60	
Lima Bath	62-56		Findlay	45-64	Toledo Bowsher	70-50	
Sandusky	70-66		Harding	66-70	Findlay	37-43	

SCORING		G	PTS	AVG	FIELD GOAL SHOOTING		FGM	PCT				
An. Hutchins, Lima Senior		20	422	21.10	Eblin, Findlay	74	42	56.76%				
Dyer, Harding		20	400	20.00	An. Hutchins, Lima Senior	293	157	53.58%				
Owens, Harding		19	362	19.05	Gamble, Fremont Ross	168	89	52.98%				
Williams, Sandusky		10	186	18.60	Gettys, Findlay	190	100	52.63%				
Strickland, Sandusky		18	279	15.50	Manning-Rogers, Harding	80	42	52.50%				
White, Lima Senior		20	288	14.40	S. Smith, Harding	147	77	52.38%				
Lauf, Napoleon		18	259	14.39	Perry, Lima Senior	46	24	52.17%				
Ammons, Findlay		20	276	13.80	Reffner, Fremont Ross	119	61	51.26%				
Page, Sandusky		19	247	13.00	Yost, Harding	58	29	50.00%				
Gettys, Findlay		20	241	12.05	Smith, Fremont Ross	80	39	48.75%				
3-POINT SHOOTING		FGA	FGM	PCT	FREE THROW SHOOTING		FTA	FTM	PCT			
Gerken, Napoleon		49	20	40.82%	Ammons, Findlay	92	76	82.61%				
Birchmeier, Findlay		95	37	38.95%	White, Harding	30	24	80.00%				
White, Lima Senior		103	40	38.83%	Stovall, Sandusky	25	20	80.00%				
Hiestand, Fremont Ross		67	26	38.81%	Dyer, Harding	170	134	78.82%				
Healey, Lima Senior		83	32	38.55%	Williams, Sandusky	52	40	76.92%				
Eblin, Findlay		29	11	37.93%	Owens, Harding	103	76	73.79%				
Owens, Harding		121	42	34.71%	Page, Sandusky	91	64	70.33%				
Williams, Sandusky		47	16	34.04%	Lankenau, Napoleon	43	30	69.77%				
White, Harding		98	32	32.65%	Birchmeier, Findlay	49	34	69.39%				
Bates, Lima Senior		36	11	30.56%	Hutchins, Lima Senior	140	96	68.57%				
REBOUNDING		G	OR	DR	TOTAL	AVG	ASSISTS		G	ASTS	AVG	
Page, Sandusky		19	74	121	195	10.26	Dyer, Harding	20	133	6.65		
Hutchins, Lima Senior		20	69	94	163	8.15	Birchmeier, Findlay	20	72	3.60		
Gettys, Findlay		20	47	102	149	7.45	Page, Sandusky	19	62	3.26		
Dyer, Harding		20	40	104	144	7.20	Stovall, Sandusky	19	53	2.79		
Gamble, Fremont Ross		19	33	90	123	6.47	Ammons, Findlay	20	53	2.65		
Smith, Harding		19	60	61	121	6.37	Walton, Lima Senior	20	51	2.55		
Ammons, Findlay		20	32	88	120	6.00	White, Harding	20	46	2.30		
Strickland, Sandusky		18	34	57	91	5.06	Hutchins, Lima Senior	20	46	2.30		
Jeffers, Sandusky		14	26	38	64	4.57	Paul, Findlay	19	42	2.21		
Yost, Harding		20	32	57	89	4.45	White, Lima Senior	20	44	2.20		
STEALS		G	STLS	AVG								
White, Lima Senior		20	55	2.75								
Dyer, Harding		20	55	2.75								
Page, Sandusky		19	52	2.74								
Owens, Harding		19	50	2.63								
Strickland, Sandusky		18	41	2.28								
Birchmeier, Findlay		20	41	2.05								
An. Hutchins, Lima Senior		20	34	1.70								
Williams, Sandusky		10	17	1.70								
Lauf, Napoleon		18	30	1.67								
Lankenau, Napoleon		20	33	1.65								

Harding		G	FGA	FGM	PCT	TPA	TPM	PCT	FTA	FTM	PCT	PTS	AVG	OR	DR	TR	AVG	AST	AVG	STL	AVG	
Shawn Dyer	20	275	120	0.44	91	26	0.29	170	134	0.79	400	20.00	40	104	144	7.20	133	6.65	55	2.75	Shawn Dyer	
Marvin Owens	19	285	122	0.43	121	42	0.35	103	76	0.74	362	19.05	24	29	53	2.79	33	1.74	50	2.63	Marvin Owens	
Lake White	20	145	50	0.34	98	32	0.33	30	24	0.80	156	7.80	6	48	54	2.70	44	2.20	30	1.50	Jake White	
Shaquille Smith	19	147	77	0.52	2	1	0.50	103	51	0.50	206	10.84	60	61	121	6.37	18	0.95	24	1.26	Shaquille Smith	
Steve Manning-Rogers	19	80	29	0.53	15	3	0.20	34	22	0.65	109	5.74	31	53	84	4.42	14	0.74	10	0.53	Steve Manning-Rogers	
Marc Yost	20	58	42	0.50	0	0	#DIV/0!	17	8	0.47	66	3.30	32	57	89	4.45	5	0.25	11	0.55	Marc Yost	
Delavice Smith	10	10	4	0.40	2	0	0.00	4	2	0.50	10	1.00	1	10	11	1.10	1	0.10	0	0.00	Delavice Smith	
Clifton Ross	4	4	2	1.00	0	0	#DIV/0!	10	7	0.70	15	1.36	1	5	6	0.55	1	0.09	2	0.18	Clifton Ross	
Dewey Smith	4	2	2	1.00	0	0	#DIV/0!	8	3	0.38	7	1.75	1	1	2	0.50	0	0.00	1	0.25	Dewey Smith	
Wes Blankenship	3	1	0	0.00	1	0	0.00	0	0	#DIV/0!	0	0.00	0	0	0	0.00	0	0.00	0	0.00	Wes Blankenship	
Alex Bailey	3	1	0	0.00	0	0	#DIV/0!	0	0	#DIV/0!	0	0.00	0	0	0	0.00	0	0.00	0	0.00	Alex Bailey	
Isalah McGary	1	0	0	#DIV/0!	0	0	#DIV/0!	0	0	#DIV/0!	0	0.00	0	0	0	0.00	0	0.00	0	0.00	Isalah McGary	
Ryan Needles	6	3	2	0.67	1	0	0.00	2	0	0.00	4	0.67	1	2	3	0.50	1	0.17	2	0.33	Ryan Needles	
Keivus Prude	16	28	10	0.36	4	3	0.75	26	16	0.62	39	2.44	12	31	43	2.69	7	0.44	7	0.44	Keivus Prude	
Harding Team totals	18	1039	462	0.44	335	107	0.32	507	343	0.68	1374	76.33	209	401	610	33.89	257	14.28	182	10.67		
Opponent				#DIV/0!			#DIV/0!			#DIV/0!		#DIV/0!				#DIV/0!		#DIV/0!			#DIV/0!	
Lima Senio																						
Anton Hutchins	20	293	157	0.54	34	12	0.35	140	96	0.69	422	21.10	69	94	163	8.15	46	2.30	34	1.70	Anton Hutchins	
Tyler White	20	228	110	0.48	103	40	0.39	50	28	0.56	288	14.40	22	39	61	3.05	46	2.30	55	2.75	Tyler White	
Shamndale Walton	20	35	13	0.37	0	0	#DIV/0!	17	4	0.24	30	1.50	7	13	20	1.00	51	2.55	11	0.55	Shamndale Walton	
Devon Allen	20	55	17	0.31	48	14	0.29	12	9	0.75	57	2.85	12	20	32	1.60	21	1.05	26	1.30	Devon Allen	
Zach Rumbaugh	6	6	4	0.67	6	3	0.50	0	0	#DIV/0!	11	1.83	0	1	1	0.17	0	0.00	1	0.17	Zach Rumbaugh	
Desmond Harvey	20	21	5	0.24	16	3	0.19	2	1	0.50	14	0.70	4	10	14	0.70	15	0.75	15	0.75	Desmond Harvey	
Jermonte Healey	20	179	84	0.47	83	32	0.39	37	17	0.46	217	10.85	29	38	67	3.35	26	1.30	25	1.25	Jermonte Healey	
Dashon Bates	20	75	27	0.36	36	11	0.31	15	12	0.80	77	3.85	6	19	25	1.25	27	1.35	24	1.20	Dashon Bates	
Adrian Hutchins	20	62	26	0.42	15	3	0.20	31	20	0.65	75	3.75	18	43	61	3.05	13	0.65	17	0.85	Adrian Hutchins	
Kendall Jackson	20	92	42	0.46	0	0	#DIV/0!	38	22	0.58	106	5.30	31	48	79	3.95	13	0.65	24	1.20	Kendall Jackson	
Tyrone Perry	19	46	24	0.52	0	0	#DIV/0!	31	21	0.68	69	3.63	28	47	75	3.85	2	0.11	6	0.32	Tyrone Perry	
DreMartin	3	4	2	0.50	0	0	#DIV/0!	0	0	#DIV/0!	0	0.00	0	1	3	4	1.33	0	0.00	0	0.00	DreMartin
Dominique Ward	2	0	0	#DIV/0!	0	0	#DIV/0!	0	0	#DIV/0!	0	0.00	0	0	0	0.00	0	0.00	0	0.00	DreMartin	
Jerry Hutchins	1	0	0	#DIV/0!	0	0	#DIV/0!	0	0	#DIV/0!	0	0.00	0	0	0	0.00	0	0.00	0	0.00	DreMartin	
Lima Senior Team stats	17	1096	511	0.47	341	118	0.35	373	230	0.62	1370	80.59	227	375	602	35.41	260	15.29	239	14.06		
Opponent Team stats				#DIV/0!			#DIV/0!			#DIV/0!		#DIV/0!				#DIV/0!		#DIV/0!			#DIV/0!	
Sandusky																						
Delan Roldan-Johnson	17	31	15	0.48	23	8	0.35	0	0	#DIV/0!	38	2.24	0	2	2	0.12	1	0.06	1	0.06	Delan Roldan-Johnson	
Rayshawn Daniels	19	42	16	0.38	0	0	#DIV/0!	32	13	0.41	45	2.37	31	48	79	4.16	6	0.32	13	0.68	Rayshawn Daniels	
Dominique Stovall	19	98	46	0.46	29	8	0.28	25	20	0.80	120	6.32	10	13	23	1.21	53	2.79	24	1.26	Dominique Stovall	
Devonte Turner	18	28	4	0.14	5	0	0.00	6	3	0.50	11	0.61	10	13	23	1.28	27	1.50	12	0.67	Devonte Turner	
Tristen Jeffries	14	81	39	0.48	1	0	0.00	50	29	0.58	107	7.64	26	38	64	4.57	8	0.57	23	1.64	Tristen Jeffries	
Cordney Strickland	18	229	106	0.46	62	16	0.26	88	51	0.58	279	15.50	34	57	91	5.06	25	1.39	41	2.28	Cordney Strickland	
Jalevon Page	19	203	88	0.43	29	7	0.24	91	64	0.70	247	13.00	74	121	185	10.26	62	3.26	52	2.74	Jalevon Page	
Damyron Smith	10	46	15	0.33	14	3	0.21	22	15	0.68	48	4.80	2	13	15	1.50	16	1.60	12	1.20	Damyron Smith	
Jarrod Williams	10	138	65	0.47	47	16	0.34	52	40	0.77	186	18.60	16	14	30	3.00	16	1.60	17	1.70	Jarrod Williams	
Caleb Young	17	43	19	0.44	7	3	0.43	7	5	0.71	46	2.71	13	21	34	2.00	7	0.41	6	0.35	Caleb Young	
Dominic Will	10	8	5	0.63	2	1	0.50	0	0	#DIV/0!	11	1.10	3	1	4	0.40	3	0.30	1	0.10	Dominic Will	
Jordan Jones	14	15	10	0.67	0	0	#DIV/0!	2	0	0.00	20	1.43	5	8	13	0.93	0	0.00	3	0.21	Jordan Jones	
Jaron Green	17	61	27	0.44	6	1	0.17	11	8	0.73	63	3.71	24	44	68	4.00	10	0.59	9	0.53	Jaron Green	
Sandusky Team stats	16	1024	455	0.44	225	63	0.28	386	248	0.64	1221	76.31	248	393	641	40.06	234	14.63	214	13.38		
Opponent Team stats				#DIV/0!			#DIV/0!			#DIV/0!		#DIV/0!				#DIV/0!		#DIV/0!			#DIV/0!	

Article published March 02, 2010

**Perrysburg captures Blade boys poll
Titles also go to Port Clinton, Liberty-Benton, Ottawa Hills**

By **STEVE JUNGA BLADE**
SPORTS WRITER

This year's four divisional champions in The Blade boys basketball poll were collectively just two close losses from perfection for the season.

Perrysburg (19-1) captured the Division I poll title, unbeaten Port Clinton (20-0) and Liberty-Benton (20-0) were tops in Divisions II and III, respectively, and Ottawa Hills (19-1) takes the top honor in D-IV.

The four winners, each champions of their leagues, were responsible for a 78-2 record.

In collecting its second Blade title in three years, coach Dave Boyce's Northern Lakes League champion Perrysburg team stumbled just once, a 60-57 loss to visiting Whitmer on Dec. 29.

The Yellow Jackets nosed out Blade runner-up Central Catholic (18-2) for the top slot. The Irish won their first City League championship in 42 years.

Central, which rejoined the D-I ranks this year, won the Blade's D-II poll title last season.

Port Clinton, under fifth-year coach Troy Diels, posted the school's first perfect regular season in boys basketball, and the first for a Sandusky Bay Conference school in 30 years.

The Redskins were ranked No. 4 in the final state poll.

Liberty-Benton coach Steve Williman (443-113 record) and his Eagles captured their fourth straight D-III Blade crown and sixth since 2000.

With Ohio State-bound senior guard Aaron Craft in the starting lineup the last four seasons, L-B has gone 79-1 in regular-season play.

The Eagles were the AP state poll champion in D-III.

Toledo Area Athletic Conference champion Ottawa Hills collected its first Division IV Blade poll title, with coach John Lindsay's Green Bears hitting just one snag along the way.

That setback was a 76-67 overtime loss Jan. 19 at Midland Athletic League champion New Riegel.



BOYS

DIVISION I

- 1. Perrysburg (1)19-1
- 2. Central Catholic (3) ...18-2
- 3. St. John's (2)15-4
- 4. Whitmer (4)15-5
- 5. St. Francis (5)13-7

DIVISION II

- 1. Port Clinton (1)20-0
- 2. Libbey (2)10-6
- 3. Rossford (3)13-7
- 4. Eastwood (4)14-6
- 5. Wauseon (5)13-7

DIVISION III

- 1. Liberty-Benton (1)20-0
- 2. Archbold (2)16-4
- 3. Evergreen (3)16-4
- 4. Genoa (NR)13-7
- 5. Lakota (5)14-6

DIVISION IV

- 1. Ottawa Hills (1)19-1
- 2. McComb (2)16-3
- 3. Maumee Valley (4)14-6
- 4. North Baltimore (3) ...14-6
- 5. Pettisville (NR)11-9

Last week's rankings in parentheses. The poll ranks schools from the City League, NLL, SLL, TAAC and NWOAL, along with Arcadia, Fayette, Findlay, Fostoria, Fostoria St. Wendelin, Fremont Ross, Fremont St. Joseph, Holgate, Lakota, Liberty-Benton, McComb, Monclova Christian, Napoleon, North Baltimore, Oak Harbor, Pettisville, Port Clinton and Van Buren.

Zoom | Photo Reprints



10th 2010 Boys Basketball State Polls

as ranked by the Associated Press
Records as of poll release date: February 22, 2010

Back to Basketball
View Girls Polls
Home

Division I					
Rank	School (first place votes)	Record	Points	Last Week	Tournament Result
1	Columbus Northland (26)	20-0	260	1	Columbus 3 District Champions vs. Cincinnati Colerain in regional semifinal
2	Gahanna Lincoln	20-0	222	2	Columbus 2 District Champions vs. Dublin Coffman in regional semifinal
3	Mansfield Senior	17-0	193	3	Lost to Lima Senior 57-48 in district final
4	Cincinnati LaSalle	17-2	140	4	Dayton 2 District Champions vs. Cincinnati St. Xavier in regional semifinal
5	Mentor	17-2	108	6	Euclyd District Champions vs. Avon Lake in regional semifinal
6	Warren Harding	16-2	104	5	Lost to Cleveland St. Ignatius 79-66 in district final
7	Westerville South	20-0	102	10	Lost to Col. Marion-Franklin 66-57 in dist. semifinal
8	North Canton Hoover	15-3	68	8	Lost to Massillon Jackson 55-52 in district final
9	Cincinnati Archbishop Moeller	15-4	44	9	Dayton 3 District Champions vs. Cincinnati Princeton in regional semifinal
10	Upper Arlington	19-0	24	NR	Lost to Dublin Coffman 50-48 in district semifinal
Others receiving 12 or more points: Lakewood St. Edward, Cincinnati Princeton, Massillon Jackson, Toledo St. John's Jesuit, Dublin Coffman, Cleveland St. Ignatius					
Division II					
Rank	School (first place votes)	Record	Points	Last Week	Tournament Result
1	Akron Buchtel (19)	19-0	251	2	Lost to #10 Akron St. Vincent-St. Mary 68-59 in district final
2	Dayton Dunbar (5)	16-3	208	1	Dayton 1 District Champions vs. Columbus Bishop Watterson in regional semifinal
3	Columbus St. Francis DeSales	17-2	204	3	Columbus 1 District Champions vs. #8 Circleville Logan Elm in regional semifinal
4	Port Clinton	19-0	154	5	Ashland District Champions vs. #7 Defiance in regional semifinal
5	Poland Seminary	16-1	147	4	Youngstown District Champions vs. #10 Akron St. Vincent-St. Mary in regional semifinal
6	Cleveland Benedictine (1)	16-3	124	7	Stow District Champions vs. Cleveland Collinwood in regional semifinal
7	Defiance (1)	17-2	89	9	Bowling Green District Champions vs. #4 Port Clinton in regional semifinal
8	Circleville Logan Elm	18-2	71	10	Athens District Champions vs. #3 Columbus St. Francis DeSales in regional semifinal
9	Dayton Chaminade-Julienne	15-4	60	6	Lost to Thurgood Marshall 57-44 in sectional final
10	Akron St. Vincent-St. Mary	10-4	38	8	Canton District Champions vs. #5 Poland Seminary in regional semifinal
Others receiving 12 or more points: Athens, Middletown Bishop Fenwick, Dover					
Division III					
Rank	School (first place votes)	Record	Points	Last Week	Tournament Result
1	Findlay Liberty-Benton (22)	18-0	252	1	Lost to Lima Central Catholic 52-39 in district semifinal
2	Middletown Madison (1)	19-0	206	2	Dayton 3 District Champions vs. #6 Cincinnati Taft in regional semifinal
3	East Canton	19-0	191	3	Salem District Champions vs. Newton Falls in regional semifinal
4	Plymouth	18-0	174	4	Mansfield District Champions vs. Archbold in regional semifinal
5	Oak Hill (2)	18-0	163	5	Lost to Wheelersburg 57-51 in sectional final
6	Cincinnati Taft (1)	16-2	114	6	Dayton 2 District Champions vs. #2 Middletown Madison in regional semifinal
7	Peebles	17-0	110	7	Lost to #9 Ironton 69-66 in district final
8	Cardington-Lincoln	18-2	54	10	Lost to Centerburg 64-61 in district semifinal
9	Ironton	17-3	53	8	Athens 3 District Champions vs. Sardinia Eastern in regional semifinal
10	Ottawa-Glandorf	15-4	30	NR	Lost to Lima Central Catholic in district final
Others receiving 12 or more points: Cleveland Villa Angela-St. Joseph					
Division IV					
Rank	School (first place votes)	Record	Points	Last Week	Tournament Result
1	Newark Catholic (16)	18-0	237	1	Columbus 1 District Champions vs. Columbus Tree of Life in regional final
2	McDonald (2)	18-0	216	2	Stuthers District Champions Lost to #4 Shadyside 65-49 in regional final
3	South Charleston Southeastern (2)	16-1	162	4	Lost to Franklin Monroe 48-42 in sectional final
4	Shadyside (2)	15-0	135	6	Bvesville District Champions vs. Bedford St. Peter Chanel in regional final
5	Continental	17-2	131	3	Lost to #10 Kalida 56-41 in district final
6	Reedsville Eastern (2)	19-1	121	7	Lost to Manchester 47-44 in district semifinal
7	Dayton Jefferson Twp.	14-5	86	8	Dayton 2 District vs. #8 Fort Recovery in regional final
8	Fort Recovery	17-2	81	5	Wapakoneta District Champions vs. #7 Dayton Jefferson Twp. in regional final
9	McComb	14-2	66	9	Lost to Miller City 53-32 in sectional final
10	Kalida (1)	16-2	53	NR	Elida District Champions vs. Toledo Ottawa Hills in regional final
Others receiving 12 or more points: Berlin Hiland, Delphos St. John's, Cincinnati Seven Hills					

All-GBC

Player of the Year: Shawn Dyer, Marion Harding

First Team

Anton Hutchins, Lima Sr.
Marvin Owens, Marion
Grant Birchmeier, Findlay
Shunnar Gamble, Fremont
Tyler White, Lima Sr.

Second Team

Brock Ammons, Findlay
Jordan Lauf, Napoleon
Jay Page, Sandusky
Shaquille Smith, Marion
C.J. Gettys, Findlay

Honorable Mention

Findlay: Michael Lause, Boyd
Fremont Ross: Skylar Reffner
Lima Sr.: Jeromie Healy, Tyrone Perry
Marion: Steve Manning-Rogers, Jake White
Napoleon: Ryan Gerkin, Jordan Myles
Sandusky: Cordney Strickland, Dominique Stovall

Co-Coach of the Year: Roger Jury, Marion Harding

All-District 6

First Team

Darrin Harris, Mansfield
Shawn Dyer, Marion
Marvin Owens, Marion
Jalen Watts, Mansfield
Jay Page, Sandusky
Shunnar Gamble, Fremont

Second Team

Blake Delaney, Ashland
Grant Fairhurst, Ashland
Shaquille Smith, Marion
Cordney Strickland, Sandusky
Montez Norris, Mansfield
Ryan Carper, Ashland

Honorable Mention

Devin Benson, Mansfield
Dominique Stovell, Sandusky
Bessick, Mansfield
Jake White, Marion
Skylar Reffner, Fremont
Marc Yost, Marion

Player of the Year: Darrin Harris, Mansfield Sr.

Coach of the Year: Roger Jury, Marion Harding and Effie James, Mansfield Sr.

Final Standings

Varsity			Junior Varsity			Freshmen		
Team	GBC	Overall	Team	GBC	Overall	Team	GBC	Overall
Marion	10-0	20-2	Lima Sr.	10-0	20-0	Lima Sr.	7-3	16-4
Findlay	7-3	15-8	Findlay	7-3	????	Marion	6-4	15-5
Lima Sr.	5-5	14-9	Sandusky	7-3	16-4	Fremont	5-5	9-9
Sandusky	3-7	6-15	Fremont	4-6	8-12	Sandusky	1-8	6-13
Napoleon	3-7	7-14	Napoleon	2-8	5-15	Findlay	???	????
Fremont	2-8	4-17	Marion	0-10	5-15	Napoleon	???	????

Non-League Records

(as of district finals)

Port Clinton	23-0, SBC Champs, #4 AP poll, #1 Toledo Blade
Toledo Waite	12-10
Whitmer	15-6, #4 Toledo Blade
Tiffin Columbian	13-8, NOL Co-Champs
Clay	3-18
Toledo Rogers	13-7
Woodward	2-16
Willard	10-12
Toledo Start	11-10
Maumee	7-15
Ashland	7-15

Sectional Championships: Rogers, Findlay, Lima Sr., Marion, Port Clinton, and Willard

District Championships: Lima Sr., and Port Clinton

Regional Championship:

Milestones – Individual

Scoring Records since 1902

All other records since 1990

Points in a Career: Shunnar Gamble – 428 (42nd Place)

Most Points, Season: Shunnar Gamble – 240 (67th Place)

Most Offensive Rebounds, Season: Skylar Reffner – 36 (38th place)

Most Offensive Rebounds, Career: Shunnar Gamble – 67 (18th place)

Most Defensive Rebounds, Career: Shunnar Gamble – 170 (10th place)

Most Defensive Rebounds, Season: Shunnar Gamble – 92 (17th place)

Most Rebounds, Career: Shunnar Gamble – 237 (13th Place)

Most Rebounds, Season: Shunnar Gamble – 125 (23rd Place)

Most Three Point Baskets Made, Season: Jake Hiestand – 26 (T 14th place)

Most Three Point Baskets Made, Career: Jake Hiestand – 39 (T10th place)

Most Assists, Career: Shunnar Gamble – 69 (31st place)

Most Steals, Career: Shunnar Gamble – 37 (T 21st Place)

Darien Spann – 25 (T 38th Place)

Jake Hiestand – 22 (T 40th Place)

Most Blocks, Career: Shunnar Gamble – 36 (6th place)

Most Charges Taken, Career: Darien Spann – 7 (T 14th Place)

Jake Hiestand – 5 (T 22nd Place)

Team Awards
Voted by the Players or Statistical Leaders

Most Valuable Players: Shunnar Gamble

Most Improved Player: Greg Smith

Best Defensive Player: Skylar Reffner

Captain's: Darien Spann and Shunnar Gamble

Billy Stierwalt Award: Jake Hiestand

Most Assists: Shunnar Gamble - 37

Most Rebounds: Shunnar Gamble - 125

Best Free Throw Percentage: Darien Spann 67%

AP Honors

All Northwest Ohio: Honorable Mention: Shunnar Gamble

Toledo Blade: Honorable Mention: None

Fostoria East-West All-Stars: Darien Spann

Wendy's/WLEC SBC versus area Area All-Stars: Darien Spann

All-Opponents Team
Best players our players felt they played against

First Team

Shawn Dyer, Marion
Marvin Owens, Marion
Anton Hutchins, Lima Sr.
Derek Kneeskern, Tiffin
Jay Page, Sandusky

Second Team

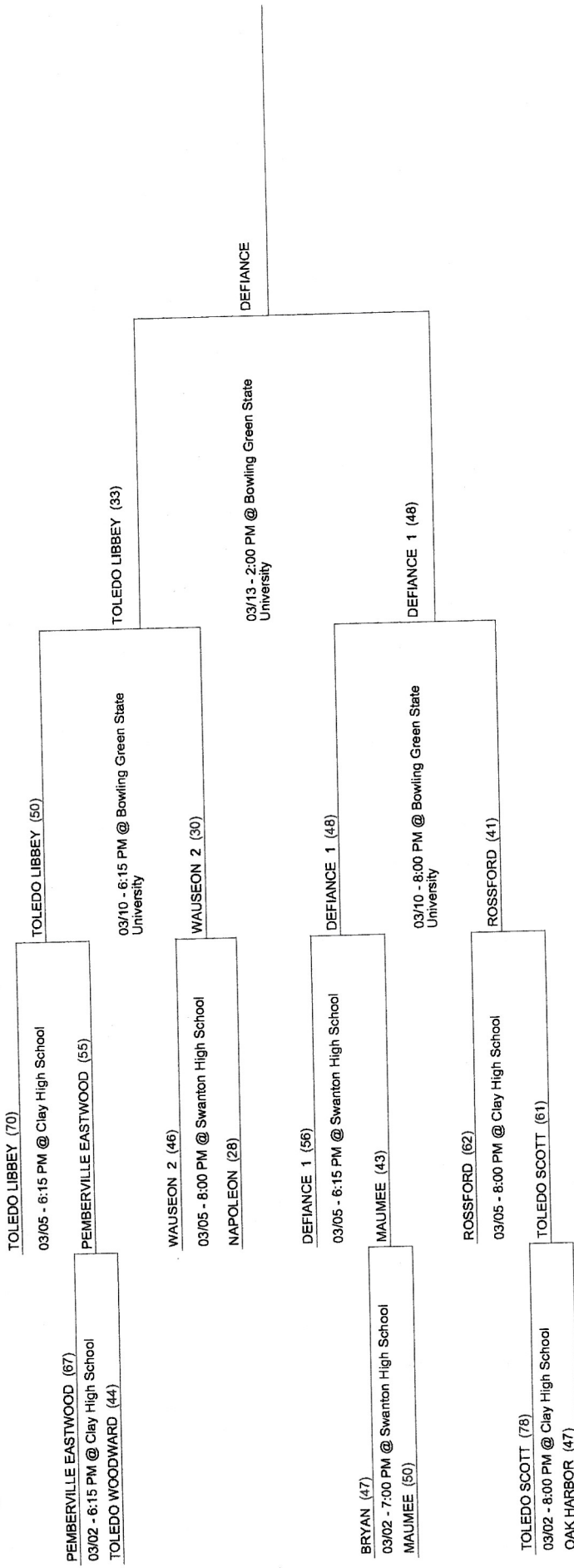
Quincy Caldwell, Rogers
C.J. Gettys, Findlay
Tyler Birchmyer, Findlay
Robert Henderson, Start
Brock Ammons, Findlay
Tyler White, Lima Sr.

Special Thanks to our T-Shirt Sponsors

Fremont Federal Credit Union
Carbo Forge
Motion Controls Robotics
Crown Battery
Papa Murphy's
Mosser Construction, Inc.
Erie Shore Propane
Edward Jones – Mark Miesle
Subway
Damschroder Construction
Croghan Colonial Bank
Metrotex Linear Services
PT Services – Memorial Hospital
818 Club
American Auto Sales
The Phone Spot LLC
Eva and Ray Dayringer
Lisa and Art Bucci
Jonathan F. Diller, M.D., Inc.
Ralph W. Peters, M.D.
WOODMOORE STABLES
Uneiq Band and Productions
GEM Home Improvements – Robert Williams 419-332-0483

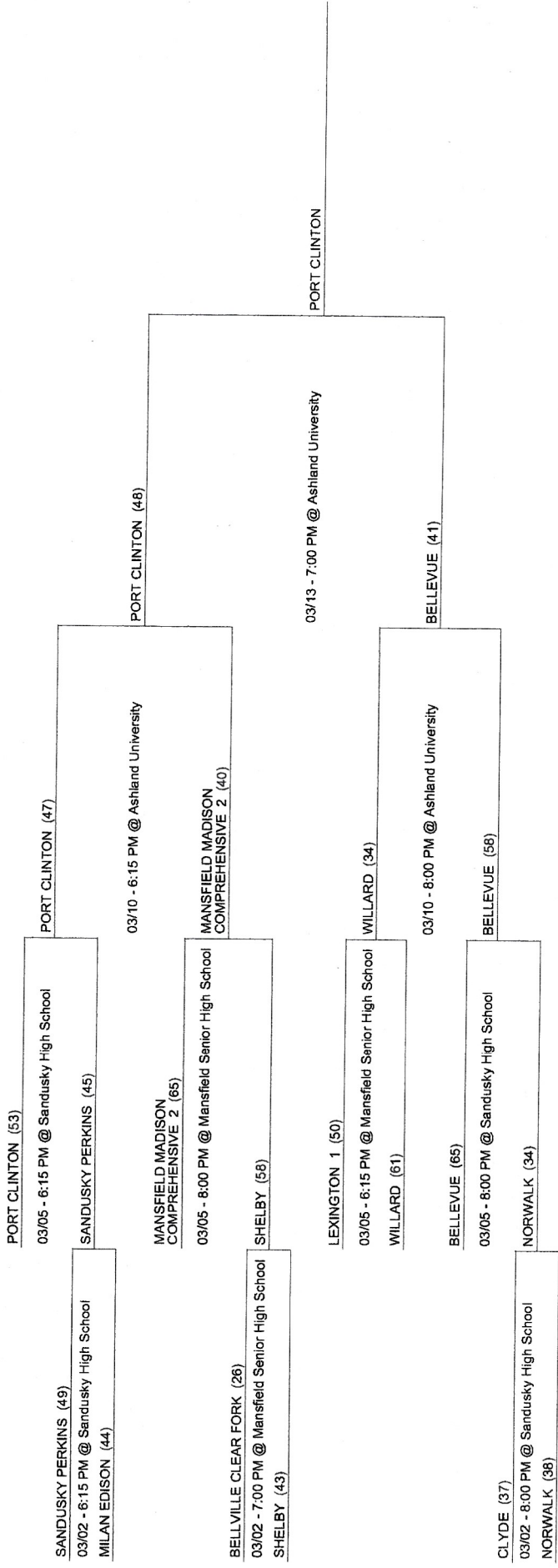
2010 OHSAAB Boys Basketball Division II District Tournament

Bowling Green District



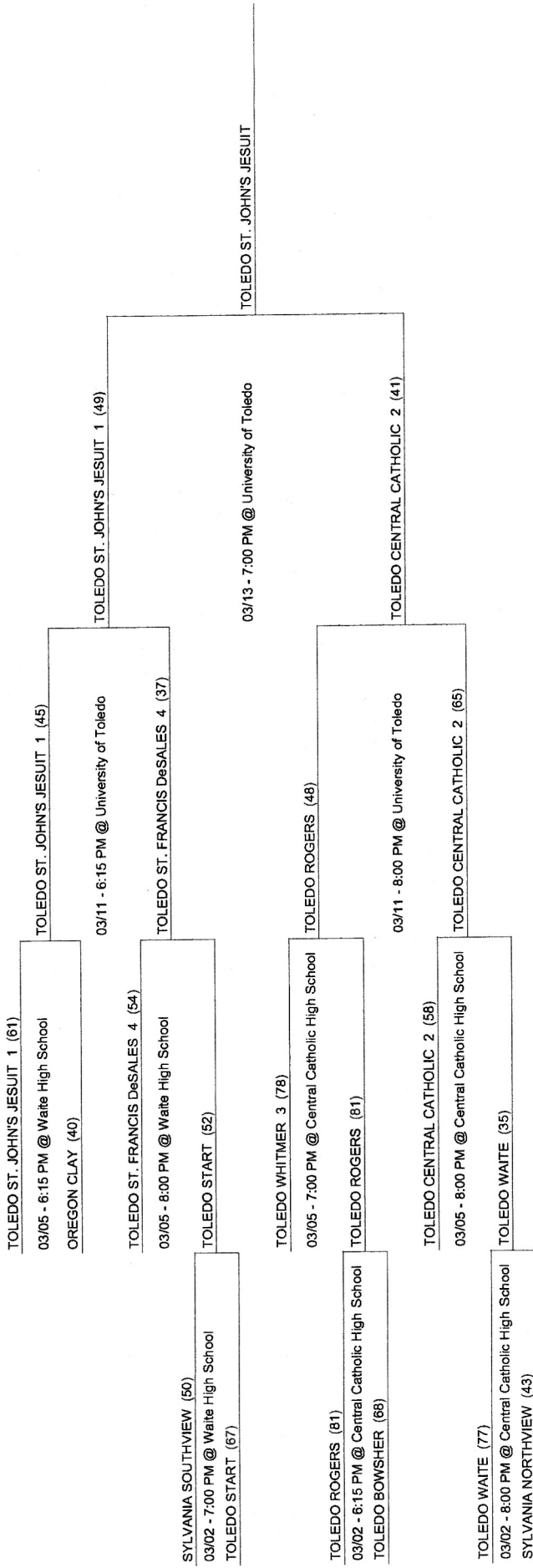
2010 OHSAA Boys Basketball Division II District Tournament

Ashland District



2010 OHSAAB Boys Basketball Division I District Tournament

Toledo District



2010 OHSAA Boys Basketball Division I District Tournament

Bowling Green District

