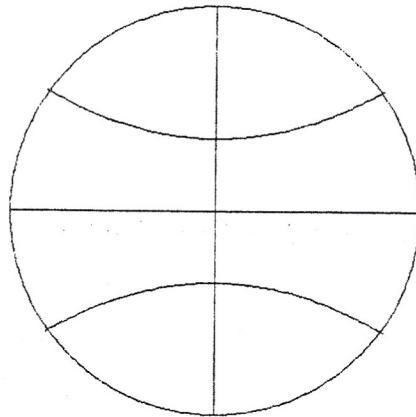


FREMONT ROSS

BASKETBALL



"A New Beginning"

1995-1996

Fremont Ross Basketball

1995-96

Varsity

| | | | | | |
|----|-----------------|---------|-------|-----|----|
| 4 | Sam Root | Guard | 6' | 155 | 11 |
| 14 | John Overberg | Guard | 5'10" | 165 | 11 |
| 20 | Rob Stotz | Guard | 5'8" | 170 | 12 |
| 24 | Harry Liggins | Guard | 6' | 160 | 11 |
| 30 | Kurt Snyder | Guard | 5'11" | 150 | 11 |
| 40 | Ryan Shively | Forward | 6'2" | 185 | 12 |
| 42 | Doug Hershey | Center | 6'2" | 185 | 12 |
| 44 | Shaun Root | Forward | 6'3" | 185 | 12 |
| 50 | Derrick Hershey | Forward | 6'2" | 180 | 11 |
| 52 | Kevin Mosser | Center | 6'4" | 185 | 11 |

Junior Varsity

| | | | | | |
|----|------------------|---------|-------|-----|----|
| 4 | Joell Heidelberg | Guard | 5'9" | 145 | 9 |
| 12 | Justin Cummings | Guard | 5'11" | 150 | 10 |
| 14 | Mike Hickey | Guard | 5'9" | 150 | 10 |
| 20 | Demetris Simms | Forward | 6' | 155 | 10 |
| 22 | Dave Watruba | Forward | 6'1" | 160 | 10 |
| 24 | Brett Hufford | Forward | 6' | 155 | 10 |
| 30 | Jared Fisher | Forward | 6' | 150 | 10 |
| 32 | Edmund Peters | Forward | 6'1" | 165 | 11 |
| 34 | Rashad Brown | Forward | 6'1" | 155 | 10 |
| 42 | Rob Liggins | Forward | 6'2" | 165 | 11 |
| 44 | Mike Weaver | Forward | 6'1" | 170 | 10 |
| 50 | Bryson Sewell | Center | 6'2" | 185 | 9 |

Head Coach: Mark Gedeon
Assistant: Brent Swartzmiller
Junior Varsity: Greg Justice
9th Grade: Roger Hafford and Ken Myers
8th Grade: Lance Estle, Andre Pursell
7th Grade: Jon Detwiler, Curt Plummer
Head Trainer: Joe Hershey
Assistant Trainer: Dwight Fertig

Manager: Alton Sewell
Scorebook: Alex Gorobetz
Statisitions: Stephaine Beeker, Casey Schepflin, Jaime Liggins, Judy Steinberger, Sarah Wasserman, and Tatum Diedrich.
Video: Monica Wood

WFR0: Jerry Reidling and John Kerns
News Messenger: Bob Marker, Tim Harmon, Craig Snyder, and Mark Griffin

Final Standings (Regular Season)

| School | GLL | Overall |
|--------------|------|---------|
| Whitmer | 12-2 | 16-4 |
| Clay | 9-5 | 13-7 |
| Findlay | 7-7 | 11-9 |
| Napoleon | 7-7 | 10-10 |
| Fremont Ross | 6-8 | 9-11 |
| Northview | 4-10 | 6-14 |
| Fostoria | 3-11 | 5-15 |

1995-96 All GLL Team

Co-Players of the Year:

Floyd Campbell, Whitmer and Christian Schlachter, Bedford

First Team

Eric Brinkman, Clay
Eric Stagler, Clay
Jason Lane, Findlay
Louis Green, Napoleon
Jake Lyons, Whitmer

Second Team

Dan Williams, Bedford
Mike Pirrwitz, Clay
Darnell Parker, Findlay
Richard Newsome, Fostoria
Doug Hershey, Fremont Ross

Honorable Mention

Bedford: Chad Henman, Matt Sherman, and Blake Flessner
Clay: Tom Clay
Findlay: David Buck
Fostoria: Malcolm Robinson
Fremont Ross: Derrick Hershey and Sam Root
Napoleon: Mike Limbird and Ross Durham
Northview: Jamie Westfall, Tim Joyce, and Ryan Porter
Whitmer: Jason Zielinski

All-Opponents Team

First Team

Floyd Campbell, Whitmer
Cory Winkler, Tiffin
Christian Schlachter, Bedford
Mark Taylor, Tol. St. Francis
Eric Brinkman, Clay

Second Team

Dan Norris, Mansfield Madison
Richard Newsome, Fostoria
Louis Green, Napoleon
Darnell Parker, Findlay
Jason Lane, Findlay

Honorable Mention: Pete Maienknecht, Bowling Green; Jake Lyons, Whitmer; Tom Clay, Clay.

Great Lakes League

SCORING LEADERS

| | G | PTS | AVG. |
|-------------------------------|----|-----|------|
| Christian Schlachter, Bedford | 20 | 425 | 21.3 |
| Floyd Campbell, Whitmer | 20 | 420 | 21.0 |
| Eric Brinkman, Clay | 20 | 361 | 18.0 |
| Jason Lane, Findlay | 21 | 358 | 17.1 |
| Darnell Parker, Findlay | 21 | 343 | 16.3 |
| Richard Newsome, Fostoria | 20 | 305 | 15.3 |
| Eric Stager, Clay | 20 | 293 | 14.7 |
| Derrick Hershey, Fre. Ross | 20 | 292 | 14.6 |
| Doug Hershey, Fremont Ross | 20 | 262 | 13.1 |
| Chad Lorton, Whitmer | 19 | 240 | 12.6 |
| Jake Lyons, Whitmer | 21 | 256 | 12.2 |
| Tom Clay, Clay | 20 | 242 | 12.1 |
| Dan Williams, Bedford | 20 | 241 | 12.1 |

REBOUNDING LEADERS

| | G | RBS | AVG. |
|-------------------------------|----|-----|------|
| Eric Stager, Clay | 20 | 205 | 10.3 |
| Christian Schlachter, Bedford | 20 | 154 | 7.7 |
| Doug Hershey, Fremont Ross | 20 | 150 | 7.5 |
| Tim Joyce, Northview | 21 | 155 | 7.4 |
| Derrick Hershey, Fre. Ross | 20 | 135 | 6.8 |
| Chad Lorton, Whitmer | 19 | 127 | 6.7 |
| Floyd Campbell, Whitmer | 20 | 123 | 6.2 |
| Tom Clay, Clay | 20 | 116 | 5.8 |
| Matt Sherman, Bedford | 20 | 112 | 5.6 |
| Malcom Robinson, Fostoria | 19 | 106 | 5.6 |

ASSIST LEADERS

| | G | AST | AVG. |
|---------------------------|----|-----|------|
| Mike Pirrwitz, Clay | 19 | 123 | 6.2 |
| Jamie Westfall, Northview | 21 | 105 | 5.0 |
| Chad Henman, Bedford | 20 | 84 | 4.2 |
| Sam Root, Fremont Ross | 20 | 79 | 4.0 |
| Jason Lane, Findlay | 21 | 75 | 3.6 |

Not reporting: Napoleon.

1995-96 Game Summary

| Opponent | Score | Leading Scorer | Leading Rebounder |
|----------------|-------|-----------------------|-------------------|
| @Bowling Green | 65-80 | Do. Hershey - 22 | Do. Hershey - 16 |
| Tol. Waite | 82-60 | De. Hershey - 21 | Shively - 8 |
| Bedford | 80-67 | Overberg, Mosser - 16 | Do. Hershey - 5 |
| Napoleon | 50-55 | Overberg - 14 | Overberg - 8 |
| @ Clay | 77-86 | Do. Hershey - 18 | Do. Hershey - 5 |
| Sandusky | 77-72 | De. Hershey - 29 | De. Hershey - 10 |
| @ Findlay | 57-49 | De. Hershey - 14 | De. Hershey - 10 |
| St. Francis | 63-79 | Do. Hershey - 18 | Do. Hershey - 12 |
| Whitmer | 59-80 | De. Hershey - 16 | De. Hershey - 4 |
| @ Fostoria | 66-65 | Overberg - 24 | De. Hershey - 10 |
| @ Northview | 51-50 | Do. Hershey - 15 | De. Hershey - 8 |
| @ Bedford | 69-80 | Do. Hershey - 19 | De. Hershey - 9 |
| @ Napoleon | 51-76 | Do. Hershey - 11 | Hersheys - 8 |
| @ Tiffin | 73-89 | De. Hershey - 21 | Do. Hershey - 8 |
| Clay | 52-56 | Do. Hershey - 12 | Do. Hershey - 7 |
| @ Whitmer | 52-76 | Do. Hershey - 11 | De. Hershey - 8 |
| Findlay | 63-67 | De. Hershey - 16 | Hersheys - 8 |
| Fostoria | 70-56 | De. Hershey - 17 | Mosser - 12 |
| @ Port Clinton | 62-54 | De. Hershey - 23 | Do. Hershey - 10 |
| Northview | 58-48 | Stotz - 14 | Doug, Shaun - 6 |
| Mans. Madison | 62-73 | Overberg - 14 | De. Hershey - 10 |

Team Leaders

Most Games: 21 - De. Hershey, Do. Hershey, H. Liggins, Mosser, Overberg, Sam Root, and Snyder
Most Minutes: 588 - Sam Root
Most Field Goals Attempted: 227 - Derrick Hershey
Most Field Goals Made: 107 - Derrick Hershey
Best Field Goal Percentage: 56% - Kevin Mosser (48/85)
Most Free Throws Attempted: 135 - Doug Hershey
Most Free Throws Made: 87 - Derrick Hershey
Best Free Throw Percentage: 76% - Shaun Root (13/17)
Most 3's Attempted: 120 - John Overberg
Most 3's Made: 43 - John Overberg
Best 3 Percentage: 36% - John Overberg
Most Points: 305 - Derrick Hershey
Most Offensive Rebounds: 80 - Derrick Hershey
Most Defensive Rebounds: 84 - Doug Hershey
Most Total Rebounds: 155 - Doug Hershey
Most Fouls: 51 - Doug Hershey
Most Turnovers: 67 - Sam Root
Most Post Feeds: 82 - Derrick Hershey
Most Assists: 84 - Sam Root
Most Steals: 31 - Sam Root
Most Charges Taken: 8 - Derrick Hershey

1995-96 FREMONT ROSS BASKETBALL

OVERALL RECORD: 9-12

FINAL STATISTICS

GLL RECORD: 6-8 (SIXTH PLACE)

| NAME | G | MIN | FGA | FGM | FG% | FTA | FTM | FT% | 3A | 3M | 3% | TOTAL POINTS | OR | DR | TR | P.F. | TO | POST FEEDS | ASSIST | STL | TTC |
|--------------|----|-----|-----|-----|-----|-----|-----|-----|-----|----|-----|--------------|----|----|-----|------|----|------------|--------|-----|-----|
| | | | | | | | | | | | | | | | | | | | | | |
| Heidelberg | 8 | 34 | 5 | 2 | 40% | 2 | 1 | 50% | | | | 5 | 1 | 5 | 6 | 3 | 6 | 3 | 8 | 4 | 0 |
| | 16 | | | | | | | | 1 | 0 | 0% | | 1 | | | | | | | | |
| Hickey | 1 | 1 | 1 | 0 | 0% | | | | | | | | | | | | | | | | |
| | 1 | | | | | | | | | | | | | | | | | | | | |
| Hershey, De. | 21 | 515 | 227 | 107 | 47% | 134 | 87 | 65% | 16 | 4 | 25% | 305 | 80 | 65 | 145 | 50 | 51 | 82 | 43 | 24 | 8 |
| | 82 | | | | | | | | 1 | 0 | 0% | 264 | 71 | 84 | 155 | 51 | 40 | 11 | 23 | 24 | 6 |
| Hershey, Do. | 21 | 538 | 171 | 91 | 53% | 135 | 82 | 61% | 1 | 0 | 0% | 81 | 17 | 23 | 40 | 28 | 26 | 59 | 31 | 12 | 1 |
| | 84 | | | | | | | | 4 | 1 | 25% | | | | | | | | | | |
| Liggins, H. | 21 | 278 | 85 | 39 | 46% | 18 | 4 | 22% | | | | | | | | | | | | | |
| | 75 | | | | | | | | | | | | | | | | | | | | |
| Liggins, R. | 4 | 6 | 2 | 0 | 0% | 1 | 0 | 0% | | | | | | | | | | | | | |
| | 4 | | | | | | | | | | | | | | | | | | | | |
| Mosser | 21 | 303 | 85 | 48 | 56% | 42 | 27 | 64% | | | | 121 | 26 | 39 | 65 | 26 | 15 | 4 | 4 | 8 | 2 |
| | 81 | | | | | | | | | | | | | | | | | | | | |
| Overberg | 21 | 351 | 157 | 57 | 36% | 23 | 16 | 70% | 120 | 43 | 36% | 173 | 19 | 19 | 38 | 26 | 23 | 59 | 23 | 14 | 2 |
| | 82 | | | | | | | | | | | | | | | | | | | | |
| Root, Sam | 21 | 588 | 148 | 57 | 39% | 42 | 23 | 55% | 30 | 10 | 33% | 149 | 10 | 49 | 59 | 40 | 67 | 77 | 84 | 31 | 5 |
| | 84 | | | | | | | | | | | | | | | | | | | | |
| Root, Shaun | 18 | 260 | 97 | 45 | 46% | 17 | 13 | 76% | 2 | 0 | 0% | 101 | 14 | 36 | 50 | 42 | 16 | 2 | 7 | 2 | |
| | 65 | | | | | | | | | | | | | | | | | | | | |
| Sewell | 3 | 5 | 2 | 0 | 0% | | | | | | | | | | | | | | | | |
| | 3 | | | | | | | | | | | | | | | | | | | | |
| Shively | 17 | 139 | 37 | 10 | 27% | 2 | 1 | 50% | | | | 21 | 13 | 11 | 24 | 18 | 17 | 8 | 9 | 5 | 1 |
| | 50 | | | | | | | | | | | | | | | | | | | | |
| Stotz | 19 | 95 | 54 | 16 | 30% | 2 | 1 | 50% | 40 | 11 | 28% | 44 | 6 | 1 | 7 | 7 | 5 | 9 | 7 | 3 | |
| | 35 | | | | | | | | | | | | | | | | | | | | |
| Snyder | 21 | 255 | 84 | 21 | 25% | 16 | 11 | 69% | 54 | 9 | 17% | 62 | 9 | 16 | 25 | 32 | 24 | 42 | 12 | 7 | 1 |
| | 78 | | | | | | | | | | | | | | | | | | | | |
| Others | 11 | 30 | 23 | 4 | 17% | 4 | 3 | 75% | 5 | 0 | 0% | 11 | 1 | 3 | 4 | 9 | 9 | 4 | 5 | 5 | |

| | TOTAL | TOTAL | TOTAL | TOTAL | TOTAL | TOTAL | TOTAL | TOTAL | TOTAL | TOTAL | TOTAL | TOTAL | TOTAL | TOTAL | TOTAL | TOTAL | TOTAL | TOTAL | TOTAL | TOTAL | TOTAL |
|----------|-------|-------|-------|-------|-------|-------|-------|-------|-------|-------|-------|-------|-------|-------|-------|-------|-------|-------|-------|-------|-------|
| FREMONT | 84 | 3400 | 1178 | 497 | 42% | 440 | 269 | 61% | 274 | 78 | 28% | 1341 | 268 | 354 | 622 | 332 | 299 | 361 | 255 | 141 | 26 |
| OPPONENT | 84 | 3400 | 1126 | 557 | 49% | 342 | 220 | 64% | 227 | 84 | 37% | 1418 | 213 | 415 | 628 | 392 | 269 | 232 | 239 | 136 | 11 |

| NAME | QTR | MIN | FGA | FCM | FG% | FTA | FTM | FT% | 3A | 3M | 3% | TOTAL POINTS | OR | DR | TR | P.F. | TO | POST FEEDS | ASSIST | STL |
|------------|-----|-----|-----|-----|-----|-----|-----|-----|----|----|-----|--------------|----|----|-----|------|----|------------|--------|-----|
| Brown | 62 | 217 | 76 | 26 | 34% | 38 | 18 | 47% | 0 | 0 | - | 64 | 36 | 51 | 85 | 50 | 22 | 0 | 2 | 12 |
| Cummings | 72 | 278 | 93 | 26 | 28% | 18 | 10 | 56% | 28 | 7 | 25% | 68 | 12 | 34 | 46 | 21 | 25 | 61 | 27 | 19 |
| Fisher | 43 | 131 | 63 | 20 | 32% | 32 | 20 | 63% | 15 | 5 | 33% | 65 | 9 | 10 | 19 | 8 | 23 | 26 | 15 | 4 |
| Heidelberg | 63 | 375 | 133 | 70 | 53% | 28 | 13 | 46% | 26 | 10 | 39% | 164 | 23 | 40 | 63 | 29 | 75 | 88 | 47 | 41 |
| Hickey | 79 | 413 | 215 | 60 | 28% | 33 | 20 | 61% | 92 | 28 | 30% | 143 | 8 | 14 | 22 | 47 | 63 | 55 | 41 | 40 |
| Hufford | 58 | 160 | 37 | 15 | 41% | 13 | 1 | 8% | 7 | 1 | 14% | 29 | 17 | 17 | 34 | 31 | 16 | 30 | 24 | 17 |
| Liggins | 80 | 316 | 163 | 71 | 44% | 36 | 20 | 56% | 0 | 0 | - | 178 | 59 | 68 | 127 | 34 | 31 | 2 | 6 | 25 |
| Peters | 76 | 316 | 17 | 8 | 47% | 11 | 8 | 73% | 0 | 0 | - | 24 | 8 | 9 | 17 | 16 | 6 | 3 | 3 | 3 |
| Sewell | 15 | 45% | 119 | 64 | 54% | 60 | 28 | 47% | 0 | 0 | - | 156 | 60 | 65 | 125 | 48 | 51 | 2 | 3 | 17 |
| Simms | 74 | 317 | 64 | 27 | 42% | 18 | 9 | 50% | 0 | 0 | - | 63 | 16 | 20 | 36 | 19 | 28 | 35 | 14 | 23 |
| Watruba | 36 | 89 | 35 | 8 | 23% | 1 | 0 | 0 | 5 | 1 | 20% | 18 | 15 | 20 | 35 | 21 | 14 | 7 | 9 | 7 |
| Weaver | 59 | 210 | 84 | 50 | 60% | 8 | 4 | 50% | 9 | 0 | 0% | 94 | 28 | 49 | 73 | 26 | 14 | 4 | 3 | 8 |

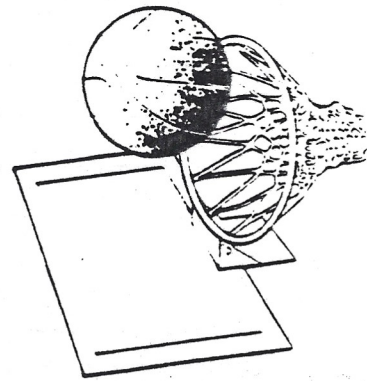
| NAME | TOTAL | TOTAL | TOTAL | TOTAL | TOTAL | TOTAL | TOTAL | TOTAL | TOTAL | TOTAL | TOTAL | TOTAL | TOTAL | TOTAL | TOTAL | TOTAL | TOTAL | TOTAL | TOTAL | TOTAL | TOTAL |
|----------|-------|-------|-------|-------|-------|-------|-------|-------|-------|-------|-------|-------|-------|-------|-------|-------|-------|-------|-------|-------|-------|
| FREMONT | 80 | 560 | 1099 | 445 | 40% | 287 | 145 | 50.5% | 182 | 52 | 29% | 1066 | 291 | 397 | 688 | 350 | 408 | 313 | 194 | 218 | 5 |
| OPPONENT | | | | | | | | | | | | (53) | | | | | | | | | |

TOTALS

AWARDS PROGRAM STAT SHEET

ENTER OPPONENTS
 NAMES HERE →
 ENTER PLAYERS
 NAMES HERE ↓

| Player Name | Tournament | | | | | | | | | | Games | Quarters | Fouls | 2pt Goals | 3pt Goals | FTA | FTM | FT% | Total Points | Avg. |
|--------------------|------------|----------|------|---------|---------|----------|-----------|---------|-------|----------|-------|----------|-------|-----------|-----------|-----|-----|-----|--------------|------|
| | Bedford | Napoleon | Clay | Whitmer | Findlay | Fostoria | Northview | Bedford | Waite | Fostoria | | | | | | | | | | |
| Trent Agnew | x | x | 2 | 0 | 2 | 0 | 0 | 2 | 2 | 4 | 15 | 54 | 20 | 14 | 0 | 4 | 2 | .50 | 30 | 2.0 |
| Joug Baker | x | x | 5 | 2 | 0 | x | x | x | x | x | 3 | 8 | 3 | 2 | 0 | 5 | 3 | .60 | 7 | 2.3 |
| Jason Billow | 0 | 2 | 4 | 5 | 2 | 0 | 0 | 0 | 0 | 2 | 16 | 30 | 12 | 10 | 0 | 19 | 6 | .32 | 26 | 1.6 |
| Jan Cobb | 8 | 9 | 3 | 0 | 0 | 3 | 8 | 0 | 4 | 0 | 19 | 45 | 20 | 21 | 0 | 21 | 10 | .48 | 52 | 2.7 |
| Jack Cole | 3 | 6 | 4 | 4 | 2 | 4 | 2 | 2 | 4 | 2 | 19 | 64 | 25 | 29 | 1 | 20 | 11 | .55 | 72 | 3.8 |
| Jason Conley | 5 | 6 | 4 | 4 | 11 | 4 | 2 | 10 | 10 | 2 | 16 | 50 | 23 | 41 | 0 | 21 | 12 | .57 | 94 | 5.9 |
| Maaron Coonrod | 6 | 3 | 2 | 0 | x | 0 | 6 | 0 | 2 | 3 | 17 | 51 | 21 | 18 | 0 | 29 | 10 | .34 | 46 | 2.7 |
| Andrew Diller | 5 | 8 | 4 | 8 | 0 | 14 | 11 | 6 | 11 | 2 | 19 | 64 | 19 | 51 | 3 | 24 | 14 | .58 | 125 | 6.6 |
| Jorel Heidelberg | 8 | 6 | 12 | 2 | 8 | x | x | x | 12 | 9 | 14 | 46 | 25 | 46 | 1 | 30 | 17 | .57 | 112 | 8.0 |
| Frank Kaiser | 3 | 3 | 10 | 4 | 2 | 0 | 6 | x | 0 | x | 15 | 28 | 15 | 20 | 0 | 10 | 3 | .30 | 43 | 2.9 |
| Dyson Liggins | 17 | 18 | 17 | 8 | 14 | 12 | 4 | 3 | 16 | 11 | 19 | 59 | 35 | 99 | 0 | 68 | 24 | .35 | 222 | 11.7 |
| Job Ritzman | 4 | 7 | 4 | 0 | 5 | 2 | 2 | 5 | 4 | 7 | 19 | 68 | 29 | 28 | 4 | 29 | 13 | .45 | 81 | 4.3 |
| Drew Root | 4 | 12 | 6 | 11 | 9 | 2 | 12 | 4 | 2 | 4 | 19 | 66 | 26 | 50 | 0 | 22 | 11 | .50 | 111 | 5.8 |
| Adam Welly | 4 | 0 | 2 | 2 | 0 | 0 | 0 | 0 | 2 | x | 15 | 35 | 8 | 5 | 0 | 12 | 5 | .42 | 15 | 1.0 |
| FINAL SCORE | 67 | 80 | 79 | 50 | 55 | 53 | 41 | 28 | 55 | 42 | 52 | 58 | 69 | 51 | 9 | 314 | 141 | .45 | 1036 | 54.3 |
| | 42 | 48 | 46 | 29 | 48 | 65 | 39 | 32 | 31 | 36 | 39 | 47 | 29 | 50 | 26 | 222 | 122 | .55 | 744 | 39.2 |



SEASON RECORD

WON 17
 LOST 2

TEAM NINTH GRADE BOYS BASKETBALL

MANAGER Roger Hafford Ken Myers

STATISTIANS Ashley Emrich - Sarah Rhodes

AWARDS PROGRAM STAT SHEET

ENTER OPPONENTS
NAMES HERE →

ENTER PLAYERS
NAMES HERE ↓


| | TOURNAMENT PLAY | | | | | | | | | | IS | TOT | | | | | | | | | | | | | | | |
|--------------------|-----------------|-----------|---------|---------|------------|----------|---------|------------|---------|----------|----|-----|----------|---------|-----------|-----|-----|-----|----|----|----|----|----|----|----|-----------|-----------|
| | Fostoria | Jefferson | Ronnell | Fassett | Eisenhower | Clemwood | Central | Washington | Donnell | Glenwood | | | Fostoria | Central | Jefferson | | | | | | | | | | | | |
| Aaron Hammer | 2 | 0 | 6 | 3 | 4 | 4 | 4 | 6 | 2 | 1 | 6 | 10 | 2 | 2 | 2 | 55 | 40 | 20 | 8 | 16 | 2 | 2 | 1 | 1 | 1 | Jefferson | |
| Habner Herrera | 0 | 2 | 1 | 0 | 0 | 0 | 2 | 0 | 2 | 7 | 2 | 2 | 2 | 0 | 2 | 22 | 36 | 11 | 4 | 16 | 1 | 2 | 0 | 0 | 0 | Central | |
| Doug Garvey | 2 | 4 | 1 | 4 | 1 | 8 | 0 | 0 | 0 | 3 | 2 | 2 | 2 | 0 | 2 | 40 | 44 | 18 | 8 | 16 | 0 | 0 | 1 | 3 | 0 | Jefferson | |
| Brooks Obermeyer | 0 | 0 | 0 | 2 | 0 | 0 | 0 | 0 | 0 | 0 | 0 | 0 | 2 | 2 | 0 | 11 | X | 0 | 0 | 10 | 0 | 0 | 0 | 0 | 0 | Central | |
| Juan Vela | 10 | 9 | 10 | 10 | 8 | 10 | 4 | 4 | 4 | 4 | 6 | 8 | 6 | 2 | 2 | 71 | 71 | 21 | 15 | 15 | 15 | 2 | 8 | 10 | 2 | Jefferson | |
| Luis Reyna | 2 | 0 | 2 | 0 | 0 | X | 0 | 2 | 0 | 0 | 2 | 0 | 4 | 0 | 0 | 75 | 75 | 4 | 1 | 15 | 1 | 2 | 1 | 2 | 0 | Jefferson | |
| Ryan Werling | 5 | 4 | 2 | 12 | 0 | 0 | 3 | 3 | 2 | 6 | 8 | 9 | 6 | 10 | 10 | 43 | 62 | 13 | 8 | 16 | 8 | 9 | 2 | 9 | 16 | Jefferson | |
| Steve Pagg | 13 | 11 | 16 | 8 | 16 | 16 | 6 | 6 | 11 | 10 | 5 | 12 | 10 | 10 | 10 | 178 | 178 | 28 | 12 | 16 | 12 | 5 | 4 | 16 | 2 | Jefferson | |
| R.J. Russell | 2 | 0 | 2 | 0 | 2 | 0 | 2 | 0 | 2 | 0 | 6 | 1 | 1 | 0 | 0 | 25 | 17 | 6 | 1 | 16 | 1 | 4 | 2 | 2 | 0 | Jefferson | |
| Thomas Mason | 2 | 3 | 4 | 5 | 0 | 0 | 0 | 6 | 0 | 0 | 1 | 8 | 1 | 0 | 0 | 36 | 50 | 8 | 16 | 16 | 4 | 0 | 0 | 6 | 0 | Jefferson | |
| Dustin Shively | 0 | 0 | 0 | 0 | 0 | 2 | 0 | 0 | 2 | 0 | 0 | 0 | 0 | 0 | 0 | 4 | 100 | 2 | 16 | 16 | 2 | 0 | 0 | 0 | 0 | Jefferson | |
| Joe Lopez | 2 | 2 | 2 | 1 | 0 | 0 | 0 | 0 | 2 | 0 | 4 | 3 | 2 | 0 | 0 | 26 | 17 | 6 | 1 | 16 | 1 | 6 | 2 | 4 | 9 | Jefferson | |
| Reggie Jones | 10 | 14 | 9 | 0 | 8 | 12 | 18 | 20 | 12 | 9 | 13 | 6 | 13 | 0 | 0 | 175 | 54 | 37 | 20 | 16 | 16 | 20 | 8 | 9 | 4 | Jefferson | |
| Greg Garcia | 14 | 4 | 4 | 4 | 8 | 2 | 13 | 4 | 4 | 10 | 4 | 0 | 0 | 0 | 0 | 75 | 67 | 15 | 16 | 16 | 10 | 10 | 0 | 4 | 4 | Jefferson | |
| FINAL SCORE | US | 64 | 53 | 49 | 47 | 54 | 55 | 58 | 40 | 52 | 59 | 63 | 48 | 33 | 33 | 50 | 189 | 189 | 94 | 16 | 16 | 94 | 41 | 54 | 67 | 863 | Jefferson |
| | TOT | 22 | 40 | 35 | 38 | 44 | 29 | 40 | 32 | 40 | 26 | 54 | 54 | 54 | 54 | 42 | 42 | 37 | 37 | 16 | 16 | 37 | 37 | 42 | 48 | 594 | Jefferson |

Games P
FTM
FTA
FT %
Points



SEASON RECORD

MON 16
LOST 0
Off. Avg. 54 pts.
Def. Avg. 37 pts.



Great Lakes League
Champions

Eisenhower Tournament
Champions

TEAM 8th Boys Purple


COACH Andre' Pursell

MANAGERS

STATISTICIANS Matt Jackson - Melissa Pena

AWARDS PROGRAM STAT SHEET

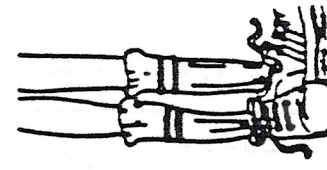
| ENTER PLAYERS NAMES HERE | Danbury | McCord | Kenton | Norwalk | Hempstead | Seneca East | Leverette | McTigue | TOTAL POINTS | FIELD GOALS | FREE THROWS | REBS | FREE THROWS ATTEMPTED | AVERAGE | TOURNAMENT PLAY | | | |
|-----------------------------|------------|-----------|-----------|-----------|-----------|-------------|-----------|-----------|--------------|-------------|-------------|------|-----------------------|---------|-----------------|-----------|----|----|
| | | | | | | | | | | | | | | | #1 | #2 | #3 | #4 |
| Brandon Bates | 6 | 1 | 1 | 2 | 2 | 2 | 2 | 8 | 19 | 7 | 5 | 16 | 12 | 42 | | | | |
| Kevin Byers | 3 | 4 | 3 | 2 | 2 | 1 | 3 | 3 | 22 | 9 | 3 | 17 | 11 | 27 | 2 | | | |
| Ryan Darga | 2 | 8 | 7 | 9 | | 4 | 2 | 2 | 34 | 14 | 6 | 12 | 10 | 60 | 2 | | | |
| Jeremy Davis | | 2 | 6 | 2 | | 2 | 2 | | 0 | 7 | 0 | 4 | 4 | 0 | | | | |
| Bobby Gibbs | | 2 | | | | | | | 14 | 1 | 0 | 4 | 4 | 0 | | | | |
| Kevin Koebel | 2 | 2 | | | | 4 | | | 14 | 1 | 0 | 4 | 4 | 0 | | | | |
| Andy LeJeune | 2 | | 2 | 2 | 4 | 2 | | | 11 | 5 | 1 | 2 | 2 | 50 | 1 | 2 | | |
| Josh Lozano | 9 | 5 | 2 | 8 | 2 | 3 | | | 36 | 15 | 6 | 16 | 15 | 40 | 7 | 2 | | |
| Jordan Mackey | 4 | 6 | 7 | 4 | 4 | 3 | | | 26 | 10 | 5 | 13 | 10 | 50 | 1 | 5 | | |
| Austin Miller | 2 | 2 | 2 | 2 | 2 | 2 | | | 49 | 22 | 5 | 15 | 20 | 25 | 5 | 15 | | |
| Kyle Myers | 4 | 4 | 4 | 12 | 4 | 4 | | 8 | 60 | 27 | 5 | 20 | 20 | 25 | 10 | 2 | | |
| Rey Reyna | | | | | 3 | 3 | | 3 | 6 | 2 | 1 | 2 | 2 | 50 | | | | |
| Peter Scranton | 6 | 2 | 2 | 2 | 4 | 6 | | 1 | 28 | 12 | 4 | 8 | 11 | 36 | 2 | 5 | | |
| Dan Wise | 7 | 4 | 9 | 10 | 4 | 5 | | 7 | 61 | 26 | 9 | 13 | 11 | 82 | 4 | 6 | | |
| FINAL SCORE | US | 48 | 42 | 30 | 56 | 32 | 33 | 36 | | | | | | | 34 | 37 | | |
| | OPP | 50 | 48 | 40 | 4 | 36 | 49 | 56 | | | | | | | 17 | 41 | | |



SEASON RECORD
 WON 2
 LOST 8

TEAM 8th Boys White
 COACH Lance Estle
 MANAGERS

STATISTICIANS Whitney Franks - Karly Heberling



AWARDS PROGRAM STAT SHEET

ENTER OPTHONIS
 NAMES HERE →
 ENTER PLAYERS
 NAMES HERE ↓

| | | | | | | | | |
|------------------|---------|---------|--------------|------------|--------|---------|---------|-------------|
| | Fassett | Danbury | Sylvania-McC | New Riegel | Kenton | Fassett | Normalk | Seneca-East |
| LeeShawn Lindsey | 4 | 2 | 1 | 2 | | 2 | 4 | 1 |
| Kyle Radeloff | 2 | | 2 | 4 | | 4 | 4 | 4 |
| Mike Salas | | | 2 | 2 | | 2 | 4 | 9 |
| Aaron Esquivel | | | 2 | 2 | | 2 | 4 | 4 |
| David Rhodes | 6 | 6 | 6 | 6 | 6 | 6 | 4 | 12 |
| Chris Tullis | | | 4 | 4 | 2 | 2 | 2 | 6 |
| Derek Dalton | | 1 | | 9 | | | | 4 |
| Marco Garcia | | 6 | 4 | 8 | 2 | 2 | 10 | 10 |
| Jeremy Jones | 10 | 9 | 10 | 6 | 6 | 12 | 2 | 2 |
| Andy Hansen | | | 2 | 2 | 4 | | 8 | 2 |
| Dale Cohen | 7 | | 8 | 6 | | 2 | 2 | 3 |
| Kendrid Nason | 3 | 3 | 2 | 4 | | 4 | 10 | 2 |
| Trent Charles | | | 4 | 4 | | 4 | 3 | 2 |
| Marcos Caseras | | | 6 | 4 | 2 | 4 | 10 | 2 |
| | US | 30 | 27 | 33 | 67 | 36 | 46 | 60 |
| | OPP | 34 | 23 | 38 | 17 | 33 | 23 | 43 |



FINAL SCORE

TEAM 7th Boys White

COACH Jon Pretwiler

MANAGERS

STATISTICIANS Jasmine Durich



| | | | | | | | | | | | | |
|--|--------------|-------------|------------|------------|------|------------|----------|---------|----|----|----|----|
| | TOTAL POINTS | FIELD GOALS | FREE THROS | FREE THROS | REBS | FREE THROS | ATTENDED | AVERAGE | 41 | 42 | 43 | 44 |
| | 16 | 6 | 4 | 6 | 7 | 7 | 7 | 57 | | | | |
| | 15 | | 1 | 6 | 6 | 6 | 6 | 17 | 3 | | | |
| | 21 | | 2 | 9 | 4 | 5 | 4 | 50 | 2 | | | |
| | 8 | | 4 | 4 | | 5 | 4 | | 5 | 4 | | |
| | 80 | | 7 | 25 | 20 | 8 | 63 | 35 | 6 | 4 | 7 | 2 |
| | 22 | | 5 | 17 | 5 | 7 | 40 | | | | 4 | |
| | 22 | | 2 | 17 | 7 | 7 | 43 | | 6 | | 5 | 10 |
| | 27 | | 3 | 7 | 13 | 2 | 54 | | 14 | | 2 | 3 |
| | 103 | | 7 | 17 | 2 | 5 | 100 | | 2 | 3 | 2 | 3 |
| | 8 | | 2 | 1 | 100 | 10 | 40 | | 2 | 4 | | |
| | 23 | | 5 | 8 | 7 | 7 | 43 | | 32 | 34 | 32 | 33 |
| | 34 | | 4 | 24 | 10 | 10 | 40 | | 32 | 30 | 50 | 33 |
| | 7 | | 3 | 8 | 7 | 4 | | | | | | |
| | 32 | | 3 | 13 | 7 | 4 | | | | | | |

SEASON RECORD

MON 7
 LOST 4

