


# **Fremont Ross Basketball**

**“In it to Win it”**

**Sectional Champions**

**1997-1998**



# 1997-1998 Fremont Ross Basketball

## Varsity

4	Mack Cole	G	5' 11"	145	Jr.
10	Robb Ritzman	G	5' 11"	150	Jr.
12	Joell Heidelberg	G	5' 11"	150	Jr.
14	Andrew Diller	G	5' 11"	170	Jr.
20	Jorel Heidelberg	G	5' 11"	165	Jr.
22	Juan Vela	G/F	5' 11"	180	So.
30	Mike Weaver	F	6' 3"	180	Sr.
32	Reggie Jones	F	6' 4"	180	So.
34	Greg Garcia	F	6' 3"	180	So.
40	Matt Martel	C	6' 4"	230	Sr.
42	Tyson Liggins	F/C	6' 2"	200	Jr.
44	Bryan Root	C	6' 3"	175	Fr.

## Junior Varsity

4	Mack Cole	G	5' 11"	145	Jr.
10	Aaron Hammer	G	5' 9"	160	So.
20	Doug Garvey	G	5' 10"	140	So.
22	Jordan Mackey	G/F	5' 11"	155	So.
24	Thomas Mason	G	5' 8"	140	So.
30	Austin Miller	F	6' 2"	175	So.
32	Ryan Werling	G	5' 9"	145	So.
34	Greg Garcia	F	6' 3"	180	So.
42	Bryan Root	F/C	6' 3"	175	Fr.
44	Brooks Obermeyer	F/C	6' 1"	180	So.
50	Kevin Byers	C	6' 3"	170	So.

Head Coach: Mark Gedeon

Assistant Coach: Brent Swartzmiller

Junior Varsity Coach: Scott McVeigh

Statisitions: Sarah Wasserman, Maya Peacock, Judy Steinberger, Brandi Litteral,  
Michelle Shetenhelm

Video: Sara Theissen

Scorebook: Alex Gorobetz

Trainer: Joe Hershey

Academic Advisor: Bill Schell

Manager: Brad Hershey

## Final Standings 1997-98

### Junior Varsity

Team	GLL	Overall
Sandusky	10-2	16-4
Findlay	9-3	15-5
<b>FREMONT</b>	<b>8-4</b>	<b>12-8</b>
Whitmer	7-5	8-12
Clay	6-6	12-8
Fostoria	1-11	3-17
Bedford	1-11	????

### Varsity

Team	GLL	Regular Season	Overall
Whitmer	11-1	18-2	20-3 * #
Sandusky	8-4	15-5	18-6 # @
Clay	8-4	13-7	13-8
<b>FREMONT</b>	7-5	13-7	14-8 #
Findlay	6-6	12-8	13-9
Fostoria	1-11	3-17	3-18
Bedford	1-11	5-14	6-15 #

# - Sectional Champions @ District Champions \* Ranked 7<sup>th</sup> in State AP Poll

### Non League Opponents

Team	Overall Record
Bowling Green	11-11
Waite	14-9 #
Bowsher	13-9 #
Madison	17-5
St. Francis	9-13
Tiffin	8-13
Rogers	7-16 #
Port Clinton	1-20
Northview	11-11
St. John's	19-6 # @

## All-Great Lakes League

**Player of the Year:** Floyd Campbell, Whitmer

**Coach of the Year:** Bruce Smith, Whitmer

**First Team:** Tom Clay, Clay  
**JOELL HEIDELBURG, FREMONT**  
Mark Wilson, Findlay  
Jamarcus Hampton, Sandusky  
Ben Tobias, Clay

**Second Team:** Chuck Isom, Whitmer  
Quinn Redding, Sandusky  
Doug Barnes, Findlay  
**REGGIE JONES, FREMONT**  
Cedric Jaynes, Whitmer

**Special Mention:** Chad Clay, Bedford

**Honorable Mention:** **JUAN VELA, TYSON LIGGINS, FREMONT**  
Andy Francis, Mike Meinhart, Bedford  
Ron Henneman, Joe Romano, Clay  
Ben Roethlisberger, Findlay  
Lerone Martin, Cory Eckelberry, Fostoria  
El'Dasheon Nix, Jahn Farris, Sandusky  
Rusty Calmes, Mike Kurdziel, Whitmer

## All-District 6

<b>First Team</b>	<b>Second Team</b>
Justin Larrick, Madison	Luttell, Mansfield Sr.
Marquis Sykes, Mansfield Sr.	Plank, Madison
Jamarcus Hampton, Sandusky	Nix, Sandusky
<b>JOELL HEIDELBURG, FREMONT</b>	<b>JONES, FREMONT</b>
Quinn Redding, Sandusky	Hess, Ashland
	Price, Tiffin

**Coaches of the Year:** Dennis Bartlett, Madison, Gregg Collins, Mansfield Sr.

## All-Northwest Ohio

**Second Team:** Joell Heidelberg  
**Honorable Mention:** Reggie Jones, Juan Vela

## Northern Lakes League

	League	Overall
Anthony Wayne	14-0	18-2
Springfield	12-2	16-4
Bowling Green	8-6	10-10
Perrysburg	8-6	10-10
Northview	7-7	11-9
Southview	4-10	6-14
Rossford	2-12	3-17
Maumee	1-13	1-19

### SCORING LEADERS

	G	PTS	AVG.
Justin Halada, Rossford	20	393	19.7
Bob Mitchell, Anthony Wayne	20	375	18.8
Chad Mossing, Springfield	20	374	18.7
Mike Doyle, Springfield	20	316	15.8
Mike Pierce, Northview	20	312	15.6
Jon Keller, Springfield	20	239	11.9
Dylan Jaskolski, Anthony Wayne	20	228	11.4
Michael Lorenz, Rossford	20	217	10.9
Julius Rumer, Rossford	20	217	10.9
Ryan Niemic, Perrysburg	20	230	10.8
Tim Gladieux, Rossford	14	149	10.6
Jeff Hall, Perrysburg	20	201	10.1
Eric Zare, Northview	20	195	9.8
Paul Meyer, Anthony Wayne	20	183	9.2

### REBOUNDING LEADERS

	G	RBS	AVG.
Michael Lorenz, Rossford	20	177	8.9
Justin Halada, Rossford	20	153	7.7
Scott Radcliffe, Perrysburg	17	121	7.1
Mike Pierce, Northview	20	131	6.6
Jason Harsh, Northview	19	118	6.2
Paul Meyer, Anthony Wayne	20	124	6.2
Ryan Niemic, Perrysburg	20	123	6.2
Tim Gladieux, Rossford	14	77	5.5
Julius Rumer, Rossford	20	102	5.1
Chad Mossing, Springfield	20	96	4.8
Reed Lawless, Perrysburg	20	93	4.7
Mike Spillis, Anthony Wayne	20	92	4.6

Not reporting: Bowling Green, Southview.

## Great Lakes League

	League	Overall
Whitmer	11-1	17-3
Sandusky	8-4	15-5
Clay	8-4	13-7
Fremont Ross	7-5	13-7
Findlay	6-6	12-8
Fostoria	1-11	3-17
Bedford	1-11	3-14

### SCORING LEADERS

	G	PTS	AVG.
Mark Wilson, Findlay	20	371	18.5
Tom Clay, Clay	20	365	18.3
Ben Tobias, Clay	20	354	17.7
Joell Heidelberg, Fre. Ross	20	325	16.3
Quinn Redding, Sandusky	20	315	15.8
Jamarcus Hampton, Sandusky	20	283	14.1
Reggie Jones, Fremont Ross	20	238	12.5
El-Dasheon Nix, Sandusky	20	233	11.6
Doug Barnes, Findlay	20	224	11.2
Juan Vela, Fremont Ross	20	197	9.9
Benji Ballmer, Findlay	20	194	9.7
Jahn Farris, Sandusky	20	190	9.5

### REBOUNDING LEADERS

	G	RBS	AVG.
Ben Tobias, Clay	20	209	10.5
Mark Wilson, Findlay	20	184	9.2
Quinn Redding, Sandusky	20	132	6.6
Reggie Jones, Fre. Ross	19	125	6.6
Tom Clay, Clay	20	120	6.0
El-Dasheon Nix, Sandusky	20	106	5.3
Max Mendoza, Fostoria	19	98	5.2
Orlando Williamson, Sandusky	19	98	5.2
Tyson Liggins, Fremont Ross	20	93	4.7
Doug Barnes, Findlay	20	81	4.1

Not reporting: Bedford, Whitmer.

## Standings, stats (Regular season final)

### City League

	League	Overall
Scott	8-1	15-5
St. John's	8-1	15-5
Libbey	7-2	13-6
Central	6-3	11-8
Bowsher	4-5	12-6
Waite	4-5	10-8
St. Francis	4-5	7-11
Start	2-7	7-11
Rogers	2-7	5-13
Woodward	0-9	4-14

### SCORING LEADERS

	G	PTS	AVG.
Romel Hightower, Start	19	376	19.8
Jeremy King, Scott	16	289	18.1
Keith Triplett, Bowsher	17	306	18.0
Garwin Patterson, Libbey	18	298	16.6
Ryan Carder, St. John's	20	318	15.9
Reggie Penrose, Woodward	19	292	15.4
Tony Scruggs, Waite	19	277	14.5
Mike Evans, Waite	17	244	14.4
Lamarr Cheers, Central	19	265	13.9
Kelly Hunt, Central	19	257	13.5
Aaron Peacock, Waite	19	256	13.4
Keith Cuda, St. Francis	19	254	13.4
Jason Repp, St. John's	18	221	12.3
JePaul Baskin, St. Francis	19	217	11.4
Phil Hartwig, Bowsher	17	190	11.2
Corey Reynolds, Bowsher	16	175	10.9
Jamaal Hannibal, Libbey	18	172	9.6
Mike Dissett, St. John's	20	190	9.5
Jamele Croom, Waite	19	180	9.5
Matt Forrester, St. John's	20	179	9.0

### REBOUNDING LEADERS

	G	RBS	AVG.
Keith Triplett, Bowsher	17	234	13.8
Romel Hightower, Start	19	241	12.7
Mike Evans, Waite	18	166	9.8
Lamarr Cheers, Central	19	168	8.8
John Lanford, Libbey	18	156	8.7
Jamaal Hannibal, Libbey	18	148	8.2
Jeremy King, Scott	16	115	7.2
Eyuless Palmer, Libbey	18	127	7.1
Bo Hill, Bowsher	16	107	6.7
Willie Latson, Scott	20	120	6.0
Tim Pierce, St. Francis	19	110	5.8
Matt Forrester, St. John's	20	110	5.5
Mike Dissett, St. John's	20	102	5.1
P.J. Behan, St. Francis	19	95	5.0
Kelly Hunt, Central	19	92	4.8
Phil Hartwig, Bowsher	17	75	4.4
Jamall Shuman, Central	19	82	4.3
Micah Lee, Bowsher	17	71	4.2

Not reporting: Rogers.

## Game Leaders

<u>Team</u>	<u>Score</u>	<u>Scorer</u>	<u>Rebounds</u>	<u>Assist</u>
B.G	66-64	Joell - 18	Juan - 5	Joell - 7
Clay	51-52	Reggie - 21	Reggie - 13	Robb - 5
Waite	70-66	Juan - 20	Mike - 9	Joell - 6
Findlay	57-66	Juan - 18	Reggie - 7	Robb - 3
Whitmer	64-67	Joell - 18	Tyson - 10	Robb - 8
Fostoria	65-55	Joell/Reggie - 18	Reggie - 8	Robb/Juan-3
Bowsher	56-61	Joell - 19	Reggie - 9	Robb - 4
Sandusky	72-69	Joell - 29	Tyson - 8	Joell - 5
Bedford	71-61	Joell - 20	Joell - 7	Robb - 8
Madison	62-69	Joell - 19	Tyson - 6	Joell - 5
St. Francis	63-51	Joell/Juan - 12	Reggie - 8	Robb - 4
Clay	58-61 (O.T.)	Joell - 19	Reggie - 9	Robb - 4
Tiffin	77-70	Reggie - 17	Tyson - 8	Robb - 5
Findlay	70-54	Joell/Juan - 15	Reggie - 9	Robb - 6
Whitmer	53-74	Robb - 10	Reggie - 6	Robb - 5
Fostoria	76-52	Joell - 13	Jorel/Juan/Greg - 5	Jorel - 5
Rogers.	67-62	Tyson - 19	Tyson - 8	Robb - 6
Bedford	79-67	Reggie - 18	Reggie - 10	Robb - 7
Port Clinton	80-52	Joell/Greg - 13	Reggie - 6	Robb - 6
Sandusky	80-67	Joell - 29	Joell - 7	Robb - 8
Northview	72-67	Joell - 32	Reggie - 11	Robb - 5
St. John's	46-65	Robb/Reggie - 13	Reggie - 6	Joell - 4

Fremont Ross Varsity  
SEASON TOTALS -- 22 GAMES  
14 GAMES WON -- 8 GAMES LOST

	1st Q	2nd Q	3rd Q	4th Q	1st OT	2nd OT	3rd OT	TOTAL	TEAM REBOUNDS	DEAD BALL REBOUNDS
US:	342	347	369	392	5	0	0	1455	0	0
OPPNT:	339	339	310	376	8	0	0	1372	0	0

PLAYER	GAMES PLAYED	PLAY TIME	2 PT SHOTS		3 PT SHOTS		TOTAL FG		FREE THROWS		POINTS		FOULS
				%		%		%		%	TOT	AVG	
4 Mack Cole	4	4	0/1	0%	0/1	0%	0/2	0%	0/0	0%	0	0.0	2
10 Robb Ritzman	22	88	26/74	35%	18/61	30%	44/135	33%	33/57	58%	139	6.3	40
12 Joell Heidelberg	22	87	87/166	52%	44/99	44%	131/265	49%	57/89	64%	363	16.5	61
14 Andrew Diller	22	79	14/42	33%	3/6	50%	17/48	35%	8/12	67%	45	2.0	14
20 Jorel Heidelberg	22	61	11/43	26%	0/4	0%	11/47	23%	3/7	43%	25	1.1	18
22 Juan Vela	22	88	63/117	54%	21/57	37%	84/174	48%	27/34	79%	216	9.8	42
24 Drew Root	17	39	9/26	35%	6/15	40%	15/41	37%	0/1	0%	36	2.1	13
30 Mike Weaver	22	67	9/27	33%	17/40	43%	26/67	39%	9/14	64%	78	3.5	15
32 Reggie Jones	21	81	106/161	66%	10/34	29%	116/195	59%	20/45	44%	262	12.5	59
34 Greg Garcia	19	57	21/48	44%	4/11	36%	25/59	42%	18/24	75%	72	3.8	25
40 Matt Martel	21	52	15/33	45%	1/2	50%	16/35	46%	8/15	53%	41	2.0	25
42 Tyson Liggins	22	86	69/117	59%	0/2	0%	69/119	58%	36/75	48%	174	7.9	42
44 Bryan Root	3	3	2/5	40%	0/0	0%	2/5	40%	0/0	0%	4	1.3	2
TOTALS	22		432/860	50%	124/332	37%	556/1192	47%	219/373	59%	1455	66.1	358
OPPONENT	22		439/821	53%	88/267	33%	527/1088	48%	230/364	63%	1372	62.4	336

PLAYER	REBOUNDS				AVG	BLKD SHOT	ASST	STEAL	CHG TAKEN	TURN OVERS	PERF RATING	Post Feeds	Min	O.Reb Pts	User 4
	OFF	DEF	COMB	%											
4 Mack Cole	0	0	0	0%	0.0	0	1	0	0	1	-2	1	6	0	0
10 Robb Ritzman	15	27	42	7%	1.9	3	107	27	3	58	268	100	488	6	0
12 Joell Heidelberg	29	49	78	12%	3.5	9	58	39	4	69	246	54	555	34	0
14 Andrew Diller	12	18	30	5%	1.4	0	22	5	4	14	111	51	236	2	0
20 Jorel Heidelberg	18	10	28	4%	1.3	0	23	6	1	23	42	13	168	5	0
22 Juan Vela	24	39	63	10%	2.9	0	24	25	0	50	142	46	470	25	0
24 Drew Root	6	6	12	2%	0.7	1	7	1	0	15	19	19	115	0	0
30 Mike Weaver	11	36	47	7%	2.1	3	9	5	0	19	58	4	213	4	0
32 Reggie Jones	48	94	142	22%	6.8	45	19	22	4	43	279	16	443	57	0
34 Greg Garcia	28	27	55	9%	2.9	3	9	6	1	14	84	7	199	20	0
40 Matt Martel	15	21	36	6%	1.7	5	9	7	0	25	31	3	127	9	0
42 Tyson Liggins	33	68	101	16%	4.6	3	31	19	2	30	136	6	513	35	0
44 Bryan Root	1	1	2	0%	0.7	0	0	0	0	1	-1	0	7	2	0
TOTALS	240	396	636		28.9	72	319	162	19	362	1413	320	3540	199	0
OPPONENT	227	348	575		26.1	25	257	155	14	359	1171	301	3540	182	0





STARTS

FREMONT FRESHMAN  
1997 - 98

NAME	GAMES	Quarters	2PT FG	3PT FG	FTM	FTM	TP	F
BILLY BUTLER	12	21	4	0	2	8	10	6
DEREK DACTON	18	46	8	0	7	14	23	15
T.J. HAMMER	21	79	46	10	34	58	100	43
JEREMY JONES	20	70	58	0	34	56	150	17
LEE SHAWLINOSEY	5	10	2	0	0	3	4	1
KELLY LYTLE	21	78	80	4	38	53	210	46
KYLE MYERS	20	46	3	0	14	23	20	12
KENDRICK NASON	15	44	22	0	3	16	47	31
DAVID RHODES	20	57	15	0	11	21	41	25
CHRIS TULLIS	21	71	30	7	19	33	100	52
ALFONZO VANN	21	75	57	0	26	54	140	50
JUSTIN WITMER	20	66	40	0	15	35	95	23
MIKE ZIEMKE	20	51	4	0	6	10	14	19
TEAM TOTALS	21	84	369	29	209	384	1034	340



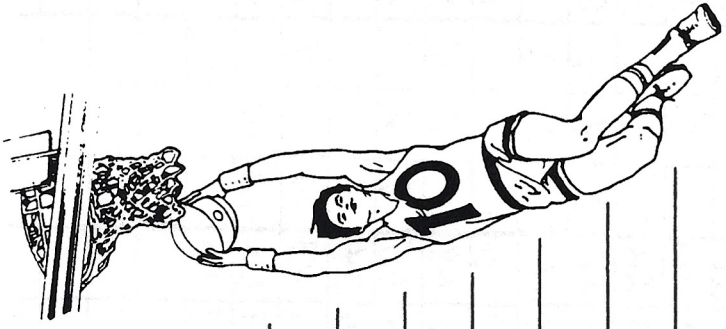

COACH: Ken Myers  
Record: 19-1



14 GAME Summary

Fremont 8th grade versus: ( ) ( ) ( ) ( ) ( )  
 RECORD: 16 WINS(S) 0 LOSS(ES)  
 AT: HOME AWAY DATE: \_\_\_\_\_

**G.L.L. CHAMPS**



PLAYER	PIS	FGA	FGM	PCT	FTA	FIM	PCT	BS	OR	DR	TR	TD	STL	AST	PF	TC	Q. Played
BOURGH, M	20	21	9	43	4	2	50	2	7	9	16	20	10	13	30	1	48
RAWFORD, B	56	54	25	46	11	6	55	5	21	25	46	23	17	16	35	1	55
DAMSCHEIDER, A	9	8	4	50	2	1	50	1	9	9	18	3	2	2	10	0	30
DAY, S	0	0	0	0	0	0	0	0	0	0	0	0	0	0	0	0	0
ADAM, G	104	68	46	68	30	17	57	11	52	60	112	34	39	25	30	2	60
GARZA, I	82	56	36	65	20	10	50	5	31	34	65	18	17	12	21	1	45
HALL, J	23	17	10	59	10	3	30	0	6	6	12	9	2	2	11	0	35
HAMILTON, T	69	47	26	55	26	17	65	2	23	18	41	19	20	16	34	1	60
PRICE, M	143	133	85	64	33	20	61	5	34	51	65	41	33	38	31	0	62
ROXTD	69	58	26	45	22	14	64	3	22	23	45	32	13	36	40	0	60
SANCHEZ, G	36	39	15	39	4	0	0	1	12	10	22	15	9	11	11	0	45
SWOPE, A	11	11	4	36	7	3	43	0	1	5	6	10	1	6	5	0	30
THIESSEN, M	13	9	4	44	9	5	56	0	15	8	23	5	2	3	15	1	32
WARNER, J	0	0	0	0	3	0	0	0	0	1	1	2	1	2	2	0	10
<b>TOTALS PER GAME</b>	<b>434</b>	<b>325</b>	<b>191</b>	<b>56.2</b>	<b>113</b>	<b>0.1</b>	<b>54.5</b>	<b>2.1</b>	<b>145</b>	<b>149</b>	<b>248</b>	<b>14.1</b>	<b>103.3</b>	<b>11.3</b>	<b>10.5</b>	<b>.43</b>	<b>64</b>
<b>TOTALS SEASON</b>	<b>640</b>	<b>521</b>	<b>240</b>	<b>55.6</b>	<b>181</b>	<b>9.8</b>	<b>54</b>	<b>35</b>	<b>233</b>	<b>239</b>	<b>471</b>	<b>271</b>	<b>166</b>	<b>182</b>	<b>26.5</b>	<b>7</b>	<b>572</b>

COACH: CHUCK LINDSEY

AWARDS PROGRAM STAT SHEET

ENTER OPPONENTS  
NAMES HERE ↑

ENTER PLAYERS  
NAMES HERE ↓

	Beuling Green	Fosteria Whit	Donnell	Fosteria Red	Leverette	Glennwood	McCard	Central	Fosteria Whit	Donnell	Fosteria Red	Glennwood	Central
John Meggitt	6	2	9		2	2	2	2	4			9	2
May Sanchez				3	4	5	2	3		9		2	11
Ike Greubring				4	4	4	3				2	6	4
Arred Stull				2	6	12	2		11	4	4	6	
Osh Kromer			3	2	3	3	2	4			2		
Rush Yost			1		2	4	4		2	2	2		
Wannis Bichey	4	2	10	6	4	6	4	4	2	9	6	4	2
Nthony Vann			4	4	3	6	6		4	2	4	5	
Gyle Burks			2	4	12	6			4	8	8	2	9
Osh Emery	10	10	9	6	7	6	6	11	9	10	16	18	4
Gregborough	3	5	8	2	12	9	10	4	1	1	4	1	
Joe Kaiser				4			2						
US	24	36	43	43	34	66	47	24	34	46	44	47	32
OPP	25	26	35	26	33	22	28	22	32	29	39	38	38

FINAL SCORE

TEAM 8th Boys Purple


COACH Andre' Purcell

MANAGERS

DeLana Simms  
Nora Bucher

3rd Place  
G.L.L. Tournament

OFF. Avg. 38.94  
DEF. Avg. 29.41  
FT % 51.70



POINTS	Average	FREE THROWS Attempts	Free Throws M	Percentage	Quarters	Tournament Play
46	3	6	8	75	58	Central
37	2	3	6	50	36	Fosteria Red
9	1	1	3	33	22	Glennwood
39	2	7	14	50	40	Central
56	3	10	16	63	45	Glennwood
15	1	3	6	50	55	Central
50	3	10	14	71	48	Glennwood
76	5	8	18	44	55	Central
35	2	5	10	50	34	Glennwood
108	6	12	30	40	43	Central
152	9	30	61	49	63	Glennwood
12	1	4	6	67	30	Central
		104	204	51		

US	OPP
33	14
30	26
32	40
47	27


SEASON RECORDED  
WON 14  
LOST 3

AWARDS PROGRAM STAT SHEET

ENTER OPPONENTS  
NAMES HERE →

ENTER PLAYERS  
NAMES HERE ↓

Player	Bal. Green	F. Central	Fostoria (R)	Sandusky	Fostoria (W)	Misc. Col.	F. Donnell	F. Glenwood	F. Central	Fostoria (R)	Fostoria (W)	F. Donnell	F. Glenwood	F. Central	Fostoria (R)	Fostoria (W)	F. Donnell	F. Glenwood	
Tom Cocks	2				2	2		4											
Nic Edwards		2	5		2					2									
Kevin Thompson		2	4		2		2			2									
Matt Ziemke	2				2	2	2			2	2	2							
Matt Werling					2	2	2			2	2	2							
David Abdo	2	8	4		2	6	7			4	8	9							
Breanne Jones	6	7	5	10	8	12	23	12	18	4	7	12	8						
Jeff Hintze	2		2	2		2													
Mike Daugherty		2	4		2	2	1												
Richard Teeters	3	12	6	2	2		11	9	1	2	11	2	5						
Tomus Powers					2					2	2	4	2						
Jassen Engler			4	10	2	2	4	6	1	4		4	4						
Mike Murphy			2	4	2		4			2									
Breanne Smith			4				4		2										
Michelle Coleman	12	4	6	7	2	6		5	2	2	6	6	4						
US	27	35	53	35	37	36	51	44	29	36	46	29	36						
OPP	39	31	10	32	16	33	47	32	30	13	32	33	22						



TOTAL POINTS	FIELD GOALS	FREE THROWS	FOLDS	FREE THROWS ATTEMPTED	AVERAGE	F. Donnell	Wosh.	Tournament Pt. A
10	5	-	6	-	.6			
7	3	-	5	-	.4			
20	10	-	7	-	1.3			
8	3	-	8	-	.5		2	
41	18	4	19	9	2.6	2	1	3
81	39	4	20	14	5	11	1	1
170	69	26	25	47	10.6	14	10	14
10	5	-	11	-	.6			
14	6	2	10	6	.9	2	2	2
70	31	7	20	8	4.4	2	4	2
8	4	-	1	-	.5			
45	21	3	11	4	2.8	2	2	2
16	8	0	4	2	1			
12	6	-	7	-	.8			
84	39	6	19	12	5.3	2	13	7
US						33	35	32
OPP						31	27	26

TEAM 7th grade white boys


COACH Detweiler

MANAGERS


STATISTIANS Kira Eysk.

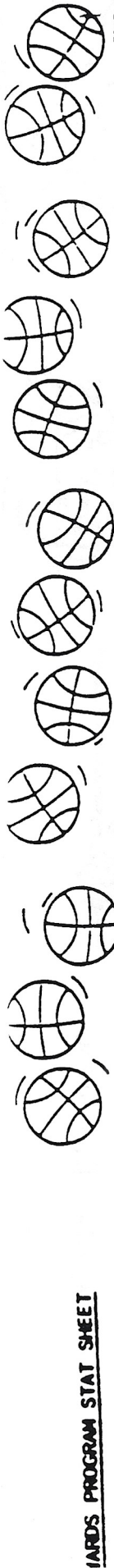
Lauren Gray

Nicde Rothman



SEASON RECORD  
MON 13  
LOST 3





**BOYS' PROGRAM STAT SHEET**

TEAM PLAYERS NAMES HERE ↓	OPPONENTS NAMES HERE ↑		FINDLEY	GLENWOOD	FINDLEY	CENTRAL	FOSTERIA	WHITE	FINDLEY	RONNELL	DEVANCK	FOSTERIA	RED	TINKERSTONE	FINDLEY	GLENWOOD	FINDLEY	CENTRAL	TOTAL POINTS	FIELD GOALS	FREE THROWS	FOULS	FREE THROWS ATTEMPTED	AVERAGE	TOURNAMENT PLAY			
	FOSTERIA	BENNETT																							LEVERETTE	LEVERETTE	FOSTERIA	WHITE
Postonia	13	12	8	14	13	8	4	4	20	8	12	46	7	171	81	4	35	12	10.6	12	9	5	5	X	Washington			
Clark	2	5	X	X	2	6	2	4	4	2	4	0	2	32	13	6	4	8	3.4	0	3	0	X	Central				
Cobb	0	0	2	2	0	12	0	0	0	2	2	0	10	46	14	8	18	15	2.7	4	0	2	4	Leverette				
Crispin	4	0	6	3	0	4	0	0	0	2	3	7	0	39	11	5	8	6	2.4	5	2	3	X	Washington				
Quincy	0	0	6	4	0	2	0	0	9	5	3	2	0	40	18	4	26	14	2.3	0	0	0	2	Central				
Eversnough	2	0	0	1	0	2	0	0	0	2	0	0	0	15	6	0	9	0	1	2	0	0	2	Washington				
Foxmen	0	0	4	4	0	2	0	0	0	0	0	0	0	12	6	0	8	2	.7	2	0	0	0	Washington				
Eulherson	7	6	6	5	11	4	0	7	5	2	2	6	10	103	34	21	33	40	6	5	14	0	5	Washington				
McElkresh	11	4	8	8	10	6	0	6	0	6	14	2	13	114	57	10	16	28	7.3	5	17	2	5	Washington				
Pyph	X	2	2	0	0	2	0	0	0	0	0	0	2	10	8	0	24	2	.7	X	4	0	0	Washington				
Rhodes	9	2	4	0	4	6	13	6	6	8	6	2	2	68	43	2	16	9	5.5	6	4	8	X	Washington				
van Sumari	2	0	7	0	0	0	0	0	0	0	0	0	0	9	4	1	3	3	.5	0	0	0	0	Washington				
Tin	0	0	2	0	0	1	0	2	2	6	0	0	0	4	4	1	7	2	.5	0	0	0	2	Washington				
Coater	0	0	2	0	0	0	X	0	0	0	0	0	X	6	2	2	4	.4	0	0	4	0	4	Washington				
Cusino	0	X	2	0	0	0	0	0	0	0	X	0	X	0	0	0	0	0	0	0	0	0	0	4	Washington			
FINAL SCORE	US	54	31	54	34	55	34	46	37	46	37	46	37	46	37	46	37	46	37	46	37	46	37	46	37	46	37	
	OPP	28	39	13	27	49	28	20	32	41	10	52	27	37	10	52	27	37	10	52	27	37	10	52	27	37		

SEASON RECORD  
 WON 13  
 LOST 4



TEAM 7th grade boys purple team  
 COACH Murch  
 MANAGERS \_\_\_\_\_  
 STATISTIANS Nelly Caspen

# BASKETBALL



